



US00D394610S

United States Patent [19]

Ishizaka et al.

[11] Patent Number: **Des. 394,610**

[45] Date of Patent: ****May 26, 1998**

[54] WATCH CASE

[75] Inventors: **Shingo Ishizaka, Akishima; Hideyuki Yamamoto, Kosai, both of Japan**

[73] Assignee: **Casio Computer Co., Ltd., Tokyo, Japan**

[**] Term: **14 Years**

[21] Appl. No.: **73,110**

[22] Filed: **Jun. 30, 1997**

[51] LOC (6) Cl. **10-02**

[52] U.S. Cl. **D10/30; D10/38**

[58] Field of Search **D10/1-40, 122-132; 368/280-282, 276-277, 28-30, 285, 239-242, 82-84, 41-44**

[56] **References Cited**

U.S. PATENT DOCUMENTS

- D. 339,749 9/1993 Ishizaka D10/38
- D. 349,246 8/1994 Nakai D10/38
- D. 351,350 10/1994 Morishima D10/38

- D. 355,376 2/1995 Nakai D10/38
- D. 360,835 8/1995 Sayama D10/38
- D. 360,836 8/1995 Goto D10/38
- D. 361,284 8/1995 Nakai D10/38
- D. 377,314 1/1997 Moriai D10/38
- D. 377,763 2/1997 Goto D10/38

Primary Examiner—Nelson C. Holtje
Attorney, Agent, or Firm—Frishauf, Holtz, Goodman, Langer & Chick

[57] **CLAIM**

The ornamental design for a watch case, as shown.

DESCRIPTION

FIG. 1 is a front elevational view of a watch case showing our new design;
 FIG. 2 is a right side elevational view thereof;
 FIG. 3 is a left side elevational view thereof;
 FIG. 4 is a top plan view thereof;
 FIG. 5 is a bottom plan view thereof;
 FIG. 6 is a rear elevational view thereof; and,
 FIG. 7 is a perspective view thereof.

1 Claim, 2 Drawing Sheets

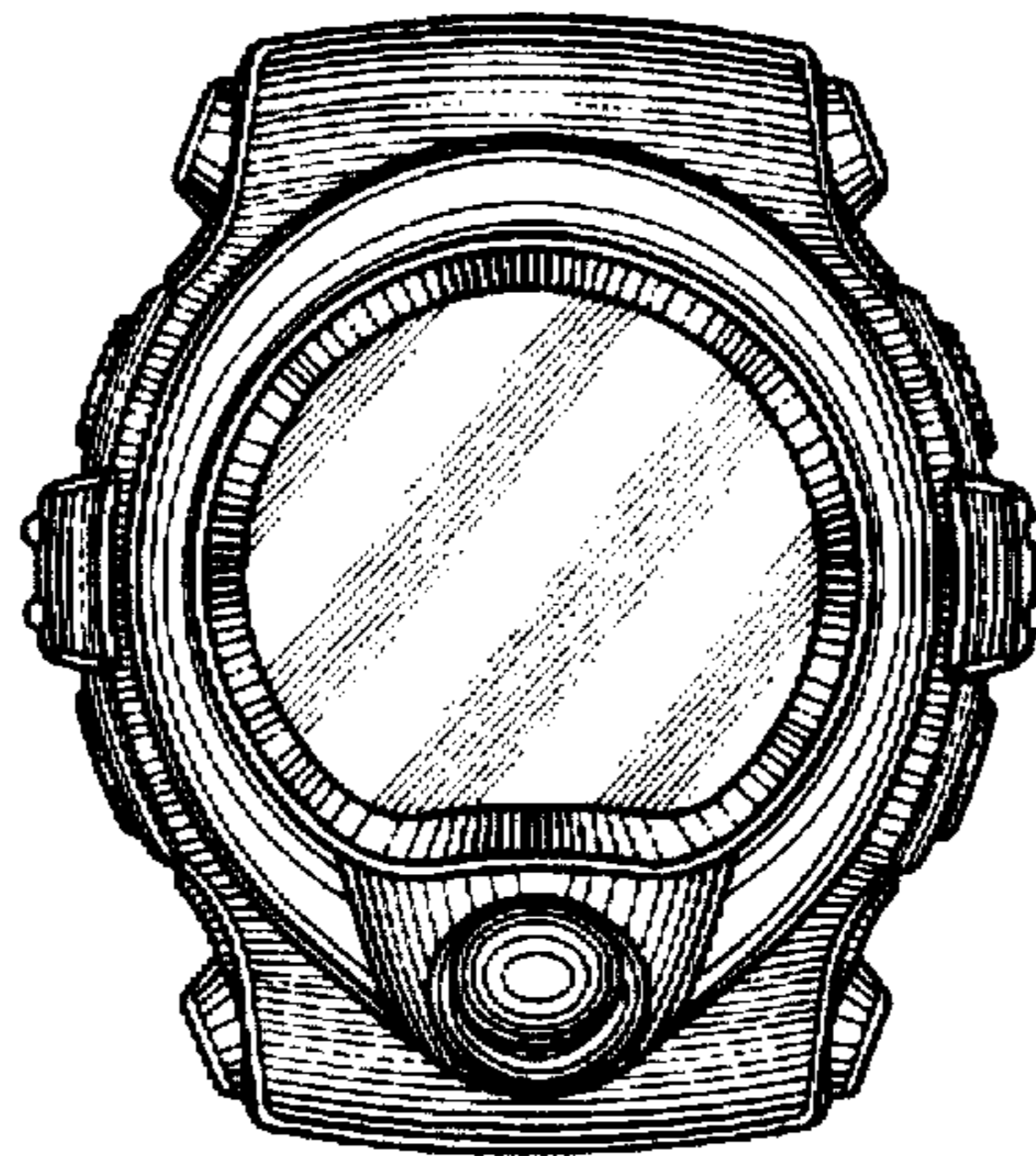


FIG. 4

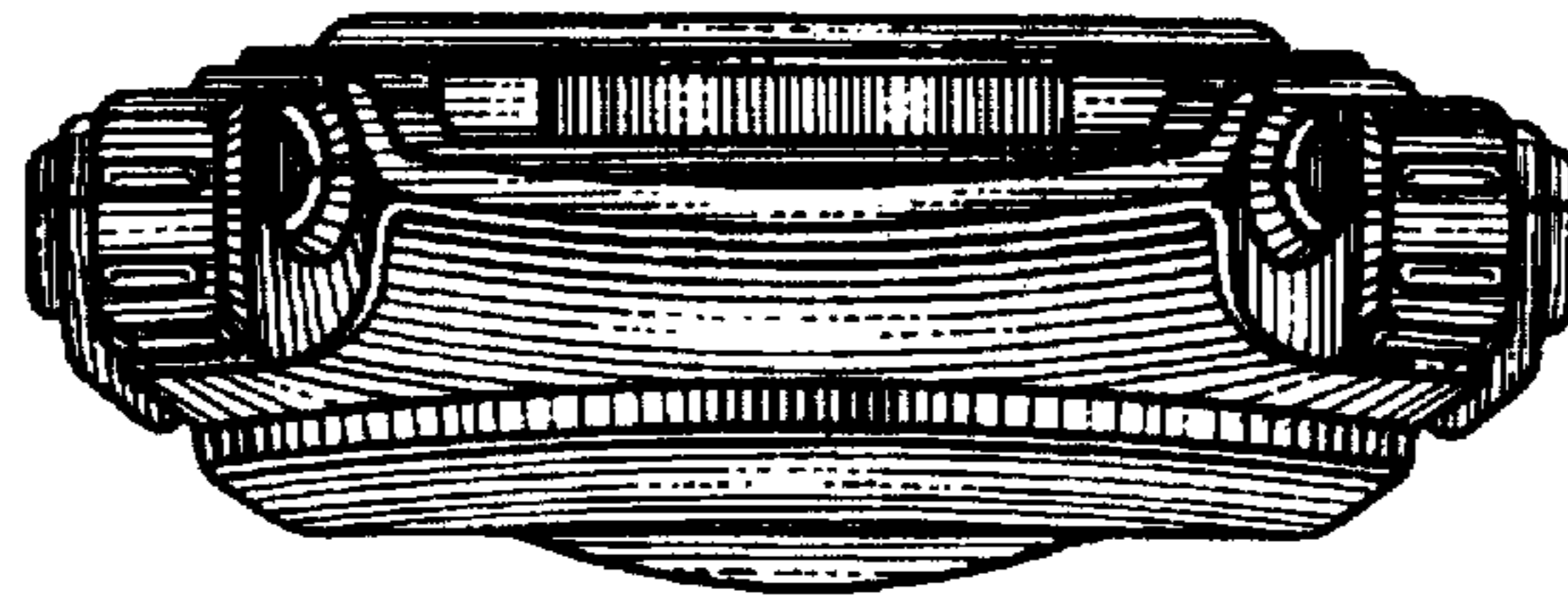


FIG. 3

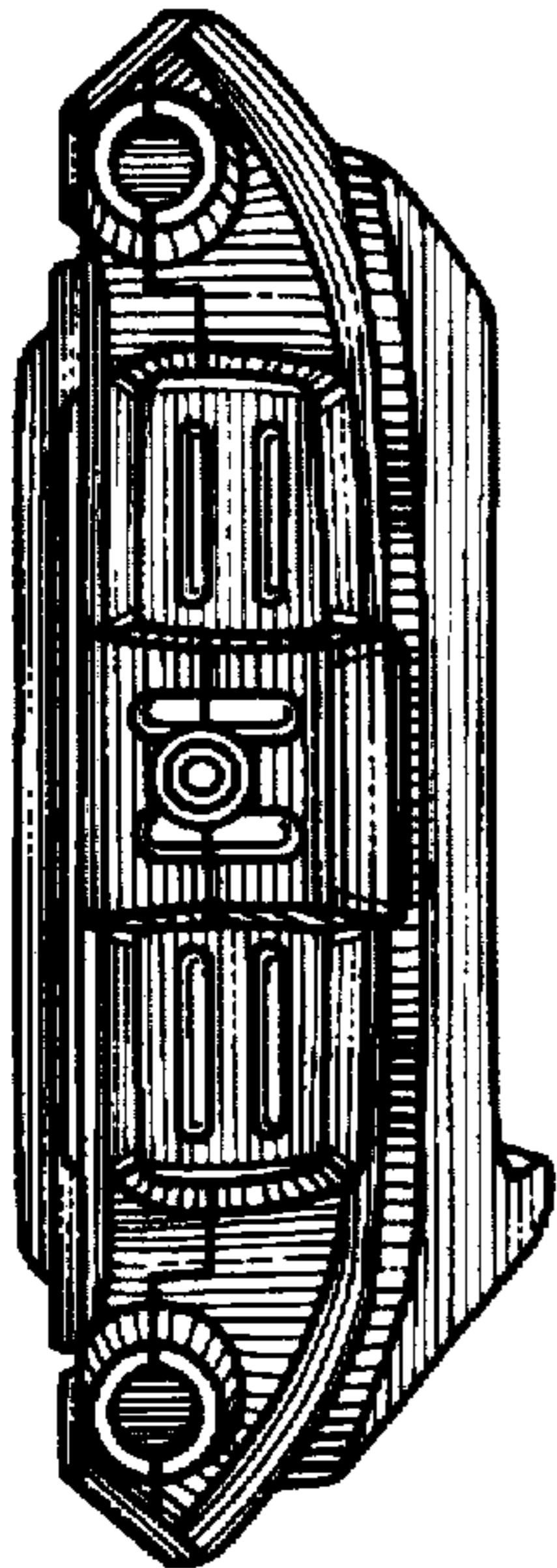


FIG. 1




FIG. 2

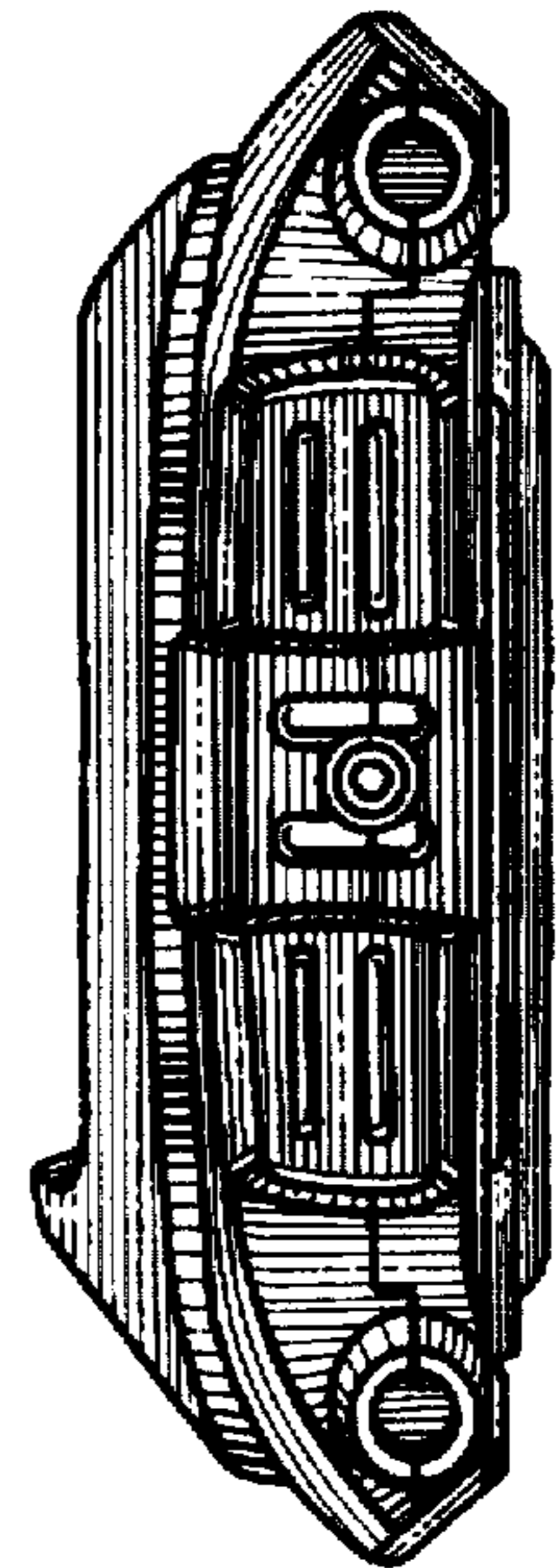


FIG. 5

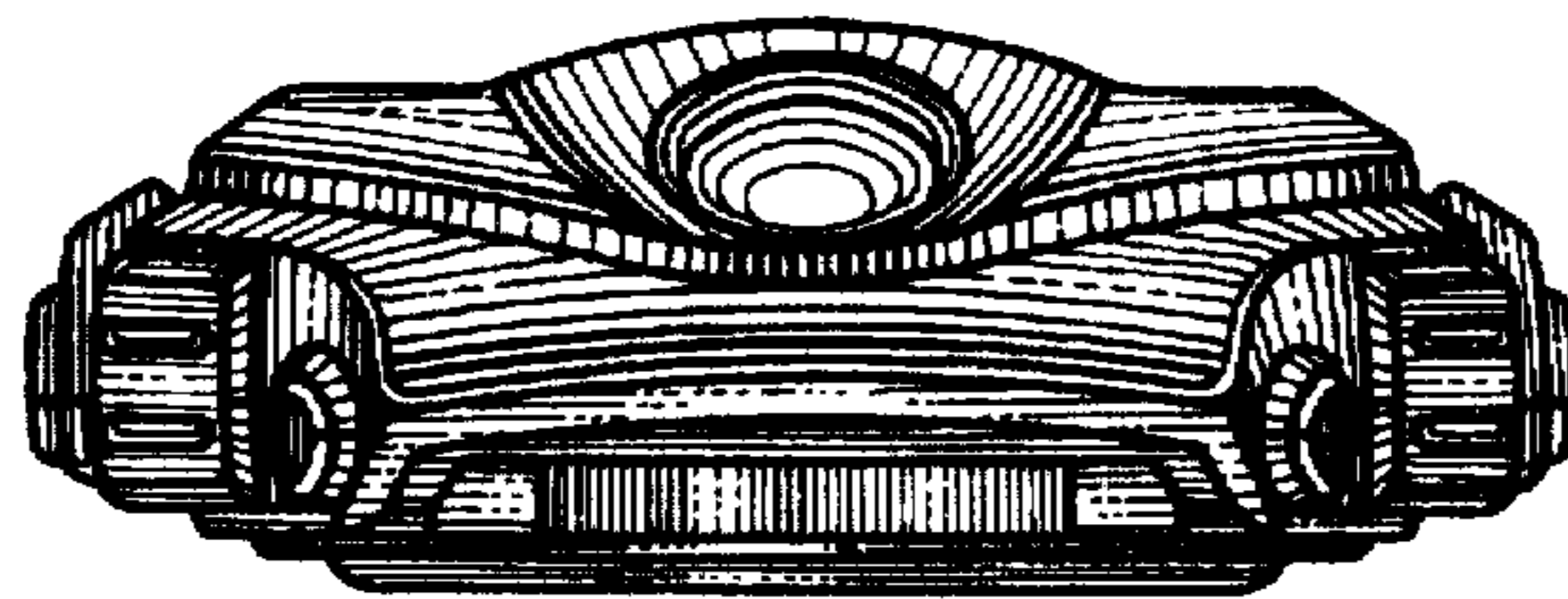


FIG. 6




FIG. 7

