



US00D394595S

United States Patent [19]
Walsh

[11] **Patent Number: Des. 394,595**
[45] **Date of Patent: **May 26, 1998**

[54] **HAND-HELD SANDER FOR PROFILED SURFACES**

[76] **Inventor: David C. Walsh, 200 Custom Pl., Bogart, Ga. 30622**

[**] **Term: 14 Years**

[21] **Appl. No.: 45,358**

[22] **Filed: Oct. 18, 1995**

[51] **LOC (6) CL. 08-05**

[52] **U.S. Cl. D8/90; D25/119**

[58] **Field of Search D8/90, 16; 451/523, 451/525, 522, 521; D25/119, 120**

[56] **References Cited**

U.S. PATENT DOCUMENTS

D. 357,620	4/1995	Demers	D8/90
D. 357,850	5/1995	Walsh	D8/90
D. 363,697	10/1995	Shibao et al.	D25/119
1,656,981	1/1928	Lewis	451/523

2,982,059	5/1961	Trussell	451/523
3,173,231	3/1965	Moyer	451/523
3,640,031	2/1972	Descant	451/522
5,131,193	7/1992	Demers	451/523

Primary Examiner—Philip S. Hyder
Attorney, Agent, or Firm—Jones & Askew, LLP

[57] **CLAIM**

The design for a hand-held sander for profiled surfaces, as shown.

DESCRIPTION

FIG. 1 is a perspective view of my new hand-held sander for profiled surfaces;

FIG. 2 is an end view thereof, the other end being a mirror image;

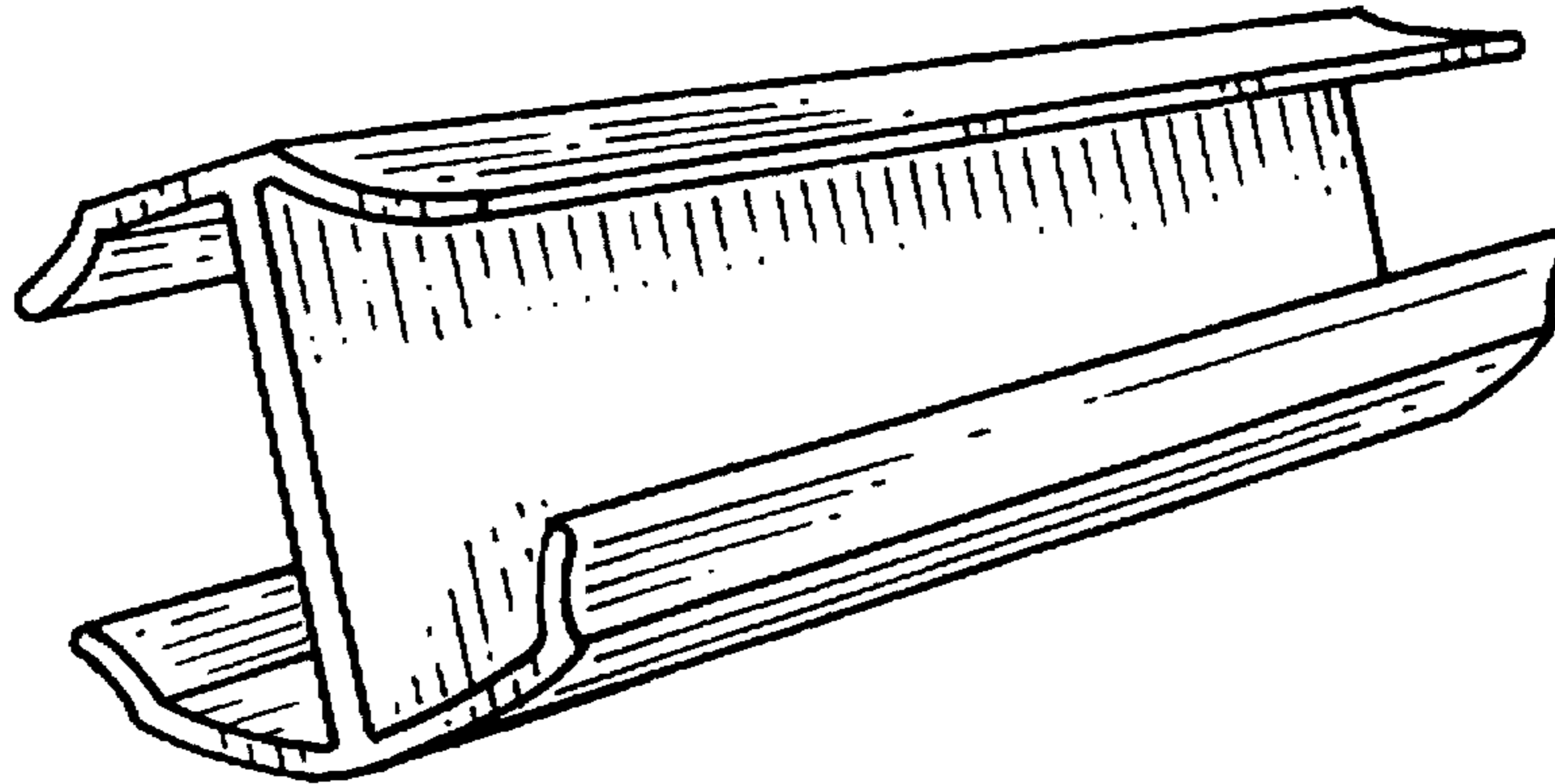
FIG. 3 is a right side view thereof;

FIG. 4 is a left view thereof;

FIG. 5 is a top view thereof; and,

FIG. 6 is a bottom view thereof.

1 Claim, 1 Drawing Sheet



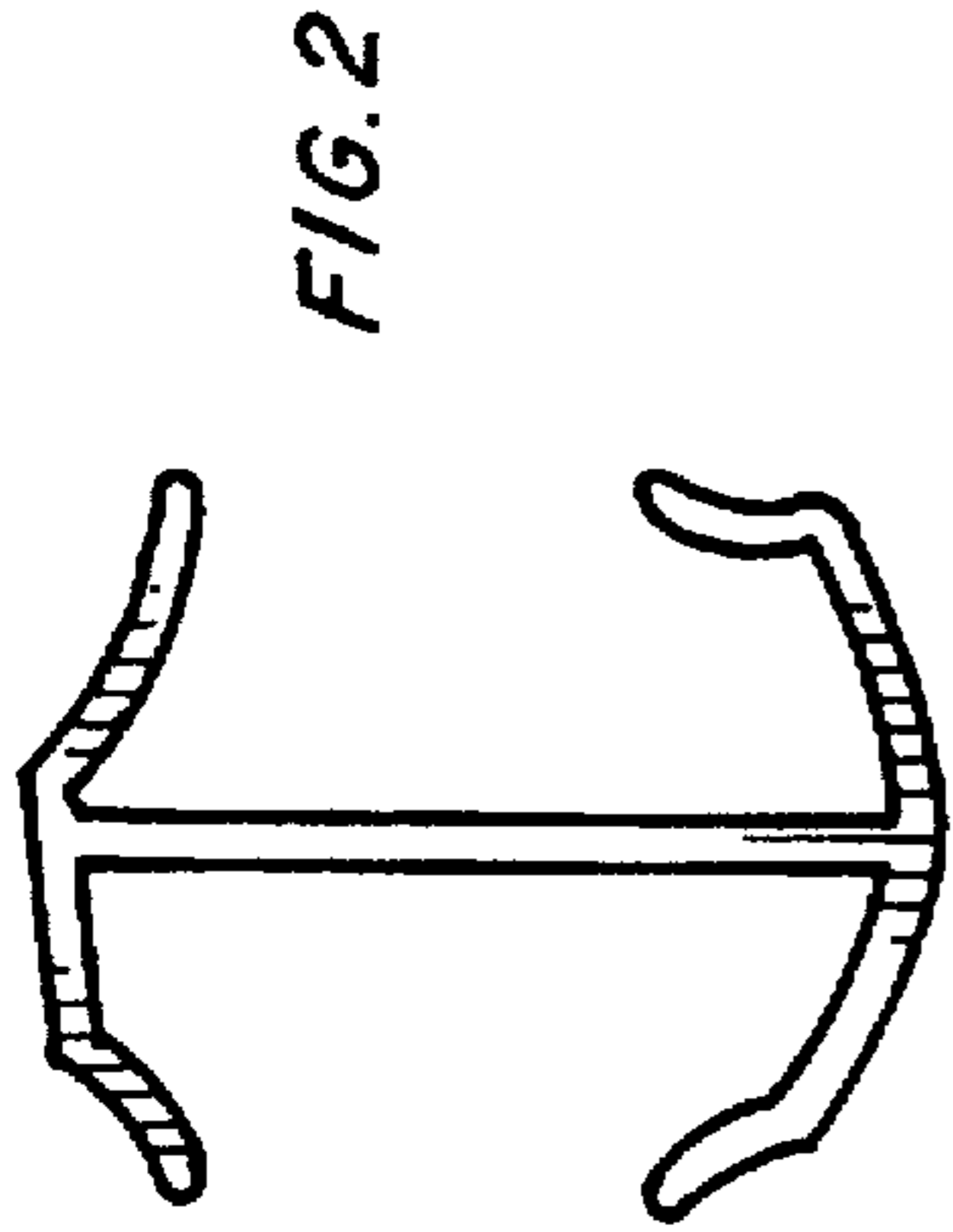


FIG. 2

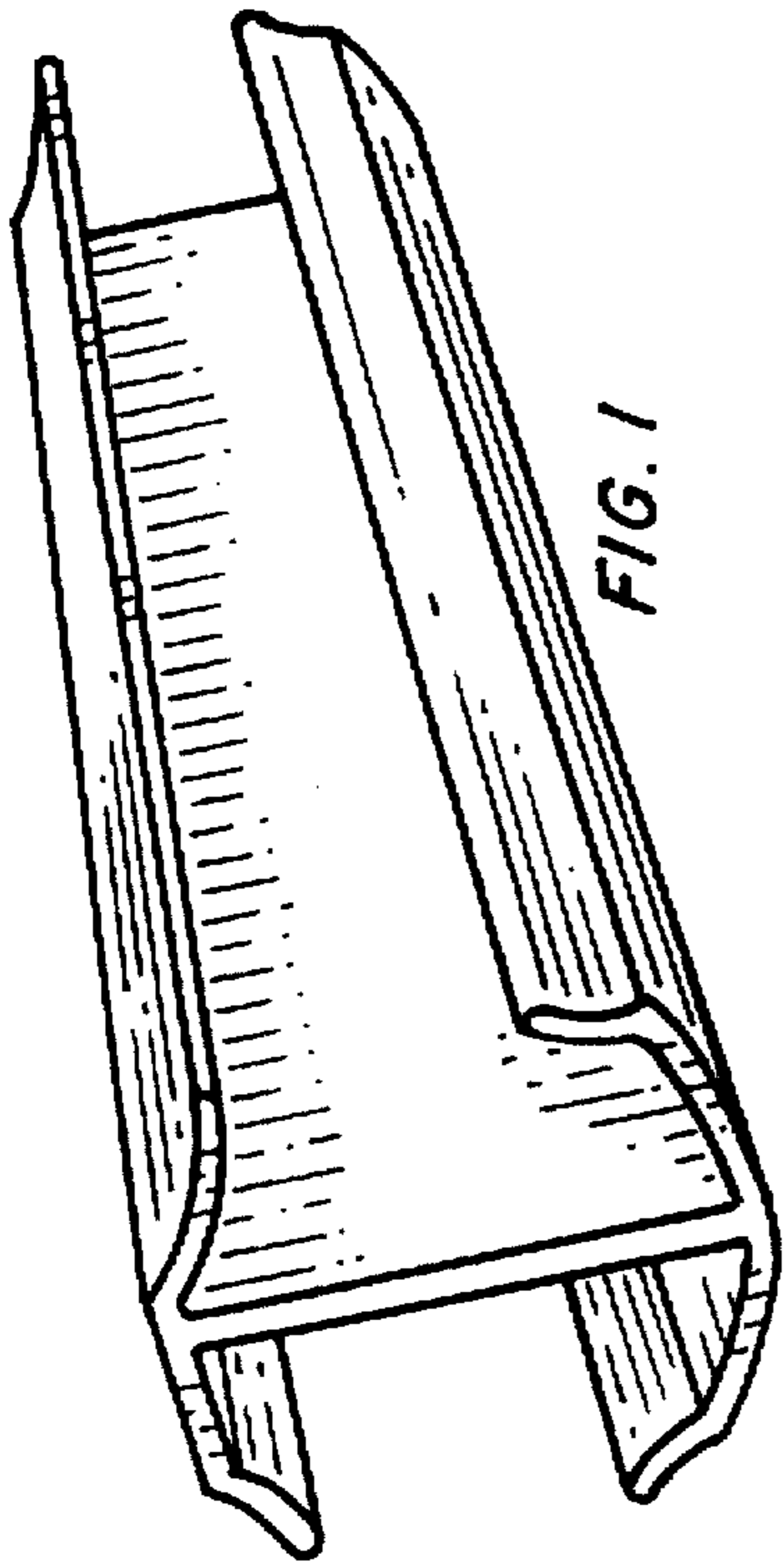


FIG. 1




FIG. 6




FIG. 5




FIG. 3




FIG. 4