



US00D394584S

United States Patent [19]
Weber

[11] **Patent Number:** **Des. 394,584**
[45] **Date of Patent:** ****May 26, 1998**

[54] **BARBECUE GRILL**

[75] **Inventor:** **Philippe Weber, Annecy le Vieux, France**

[73] **Assignee:** **Tefal S.A., Rumilly, France**

[**] **Term:** **14 Years**

[21] **Appl. No.:** **63,364**

[22] **Filed:** **Dec. 6, 1996**

[30] **Foreign Application Priority Data**

Jun. 13, 1996 [FR] France 963.485

[51] **LOC (6) Cl.** **07-02**

[52] **U.S. Cl.** **D7/363**

[58] **Field of Search** **D7/354, 359, 360, D7/362, 363, 365, 367, 337; 99/444-446, 450, 340, 400; 219/443**

[56] **References Cited**

U.S. PATENT DOCUMENTS

D. 326,030 5/1992 Silver D7/337

D. 351,083 10/1994 O'Brien et al. D7/337
D. 366,390 1/1996 Vitantonio D7/363
D. 369,059 4/1996 Carnovali D7/362
D. 377,134 1/1997 Des Touche D7/362

Primary Examiner—Ruth McInroy
Attorney, Agent, or Firm—Young & Thompson


[57] **CLAIM**

The ornamental design for a barbecue grill, as shown.

DESCRIPTION

FIG. 1 is a front, side and top perspective view of a barbecue grill showing my new design;
FIG. 2 is a front perspective view thereof;
FIG. 3 is a side perspective view thereof from the left of FIG. 2;
FIG. 4 is a side perspective view thereof from the right of FIG. 2;
FIG. 5 is a rear perspective view thereof;
FIG. 6 is a top perspective view thereof; and,
FIG. 7 is a bottom perspective view thereof.

1 Claim, 7 Drawing Sheets






Fig. 1




Fig. 2




Fig. 3




Fig. 4




Fig. 5




Fig. 6




Fig. 7