



US00D394553S

**United States Patent** [19]  
**Lin**

[11] **Patent Number: Des. 394,553**  
[45] **Date of Patent: \*\*May 26, 1998**

[54] **STRAP LUG**

[75] **Inventor: Shin-Fu Eiken Lin, Taipei, Taiwan**

[73] **Assignee: Paragon Luggage, Inc., Tustin, Calif.**

[\*\*] **Term: 14 Years**

[21] **Appl. No.: 70,876**

[22] **Filed: Feb. 14, 1997**

[51] **LOC (6) Cl. .... 03-99**

[52] **U.S. Cl. .... D3/318**

[58] **Field of Search .... D3/318, 328, 327,  
D3/216, 217, 213, 214, 287; D2/640, 639,  
624, 625, 626; D11/200; 24/197, 198, 68 E,  
165, 163 R; 224/269, 651, 658, 659, 666,  
458**

[56] **References Cited**

**U.S. PATENT DOCUMENTS**

- D. 301,215 5/1989 Crowle ..... D2/640 X
- D. 361,665 8/1995 Izumi ..... D3/318

- 4,365,391 12/1982 Chapalain ..... 24/197
- 4,791,709 12/1988 Fildan ..... 24/197 X
- 4,843,689 7/1989 Fildan ..... 24/68 E X
- 5,243,741 9/1993 Fudaki et al. .... 24/197 X
- 5,426,833 6/1995 Van Riesen ..... 24/197 X
- 5,660,423 8/1997 Herman et al. .... 24/197 X

*Primary Examiner*—Prabhakar G. Deshmukh  
*Attorney, Agent, or Firm*—Jack A. Kanz

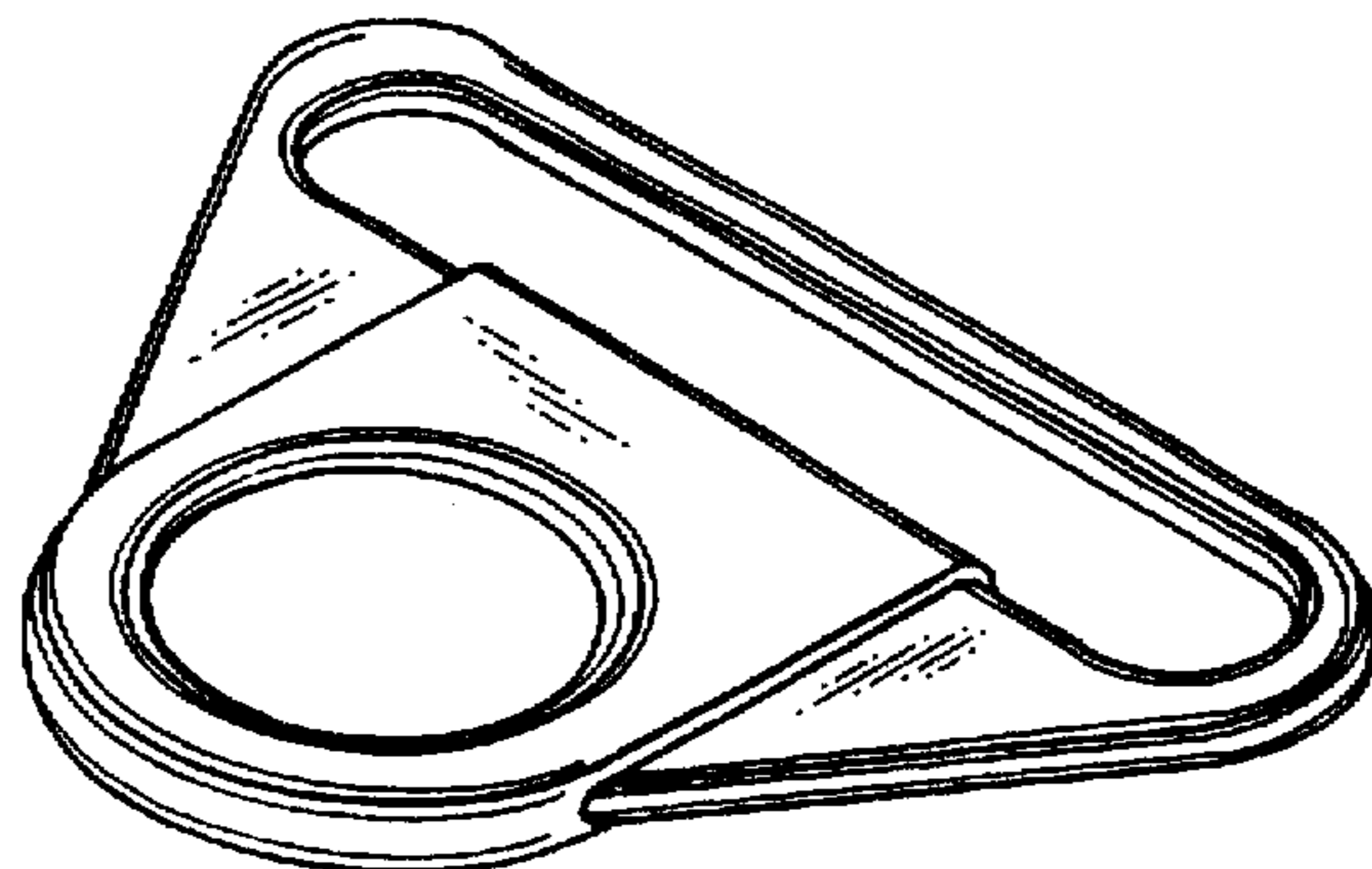
[57] **CLAIM**

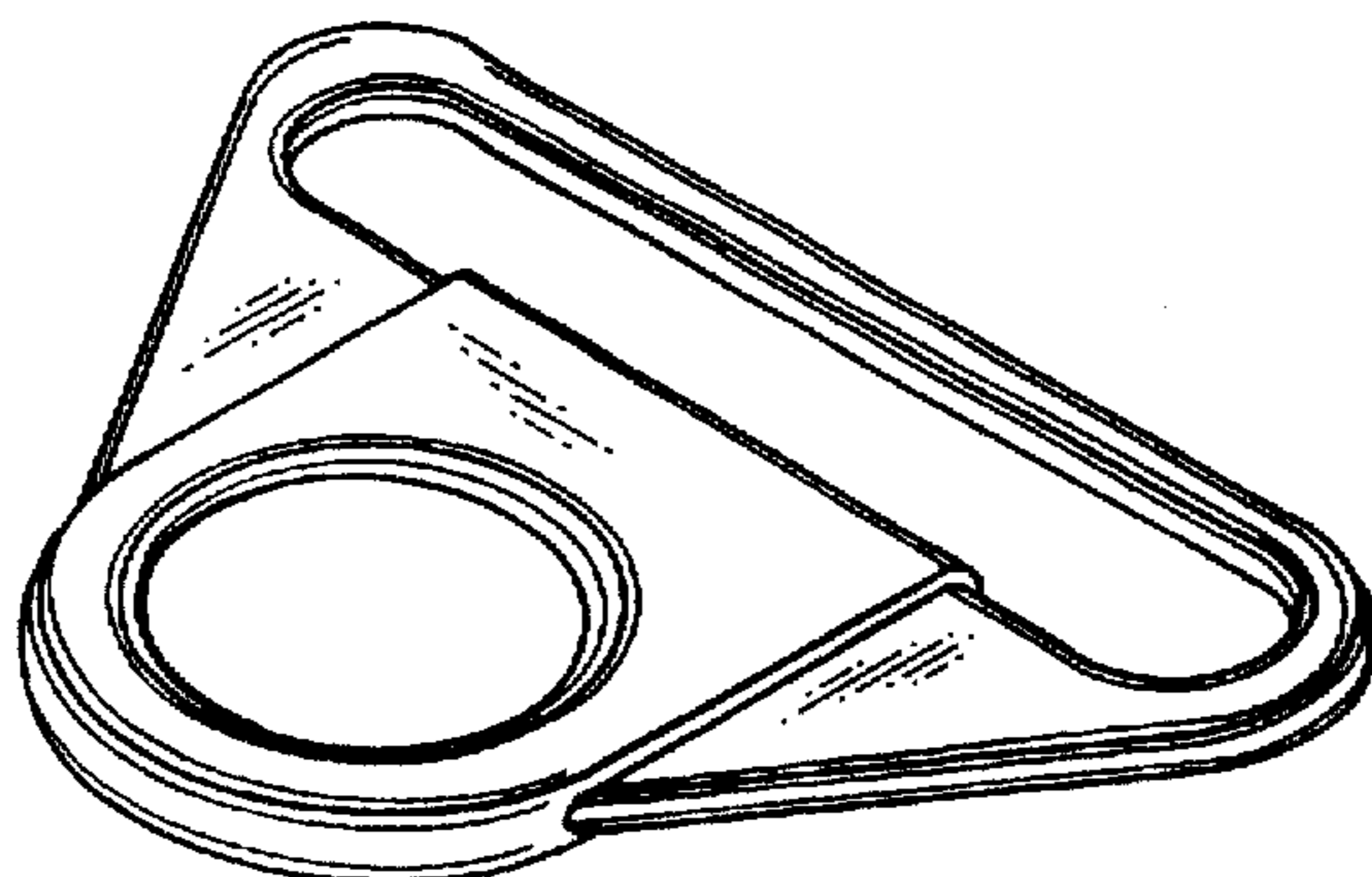
The ornamental design for strap lug, as shown and described.

**DESCRIPTION**


FIG. 1 is a front perspective view of a strap lug showing my new design;  
FIG. 2 is a top plan view thereof, the bottom plan view being a mirror image of the view of FIG. 2;  
FIG. 3 is a side edge view thereof; the other side edge view being a mirror image of the view of FIG. 3;  
FIG. 4 is a rear edge view thereof; and,  
FIG. 5 is a front edge view thereof.

**1 Claim, 1 Drawing Sheet**

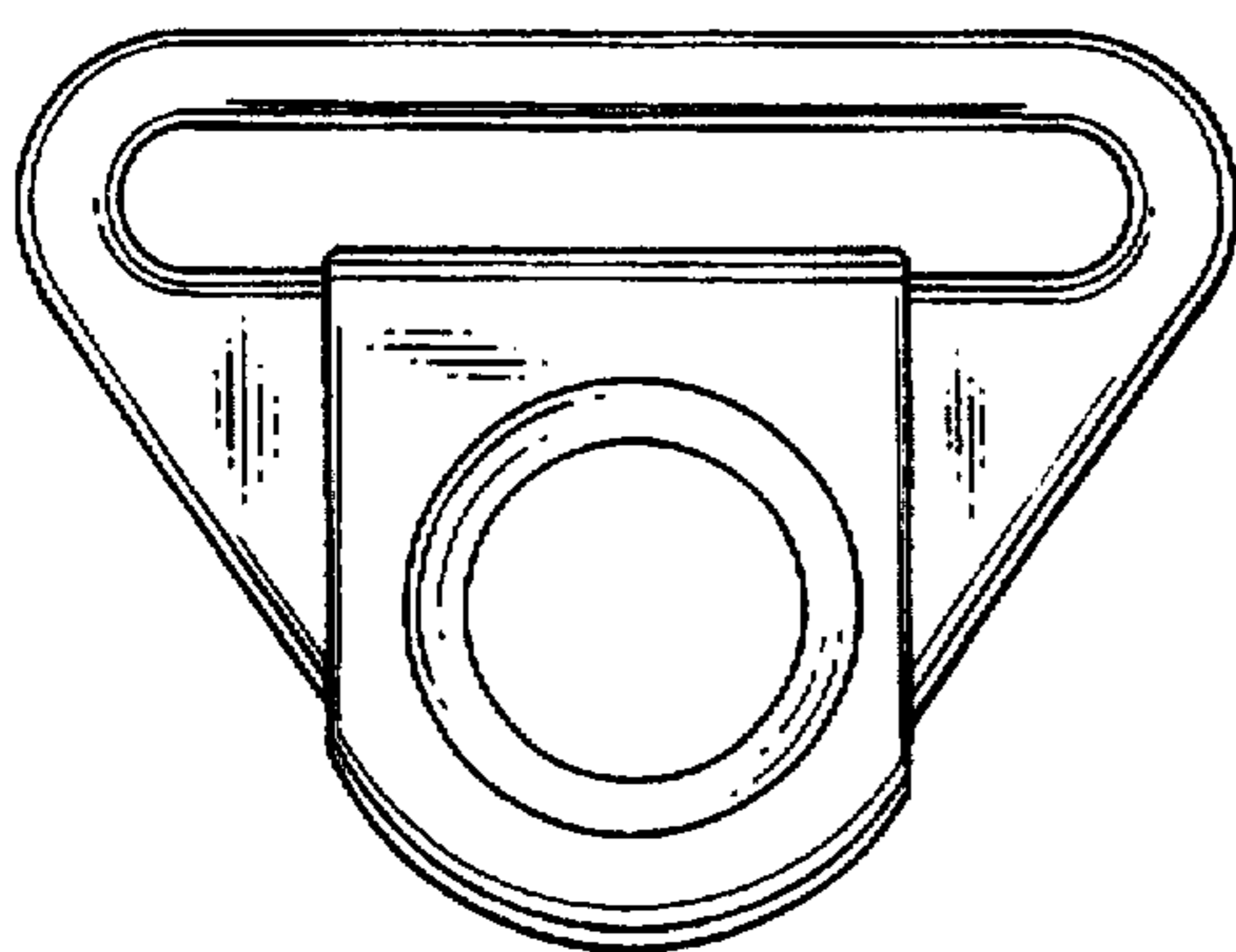




*Fig. 1*



*Fig. 4*



*Fig. 2*



*Fig. 3*



*Fig. 5*