



US00D394534S

United States Patent [19] Coulter

[11] Patent Number: **Des. 394,534**

[45] Date of Patent: ****May 19, 1998**

[54] **WOOD SCRAPER**

[76] Inventor: **Leigh Holbrook Coulter**, 5 Sibley Pl.,
Huntington Station, N.Y. 11746

[**] Term: **14 Years**

[21] Appl. No.: **73,298**

[22] Filed: **Jul. 21, 1997**

[51] LOC (6) Cl. **08-05**

[52] U.S. Cl. **D32/48; D32/49**

[58] Field of Search D32/40, 35, 42,
D32/45, 46, 48, 49, 47; D8/14, 17, 18,
16, 19, 21, 88; 15/236.01, 236.02-236.09,
104.03, 104.04; 30/169

[56] **References Cited**

U.S. PATENT DOCUMENTS

D. 205,213	7/1966	Perry	D32/48
D. 287,944	1/1987	Hewston	D8/14 X
D. 341,528	11/1993	Yamanashi	D8/14
918,967	4/1909	Close .	
1,640,175	8/1927	Barnes .	
1,641,252	9/1927	Dickey	D8/17 X
2,359,408	10/1944	Disse .	
3,078,572	2/1963	Everton .	

3,341,945	9/1967	Chase .	
3,436,823	4/1969	Lamb et al. .	
4,905,374	3/1990	Schlein	81/177.1 X

OTHER PUBLICATIONS

Magnetic Nail Starter, Sport's Tool Shop Catalog,p. 34 Dec. 1984.

Primary Examiner—Susan J. Lucas

Assistant Examiner—Cynthia E. Ramirez

[57] **CLAIM**

The ornamental design for a wood scraper, as shown.

DESCRIPTION

FIG. 1 is a top plan view of the wood scraper of the present invention;

FIG. 2 is a bottom plan view of the wood scraper of FIG. 1;

FIG. 3 is a left side elevational view of the wood scraper of FIG. 1;

FIG. 4 is a right side elevational view of the wood scraper of FIG. 1;

FIG. 5 is a front elevational view of the wood scraper of FIG. 1; and,

FIG. 6 is a back elevational view of the wood scraper of FIG. 1.

1 Claim, 3 Drawing Sheets

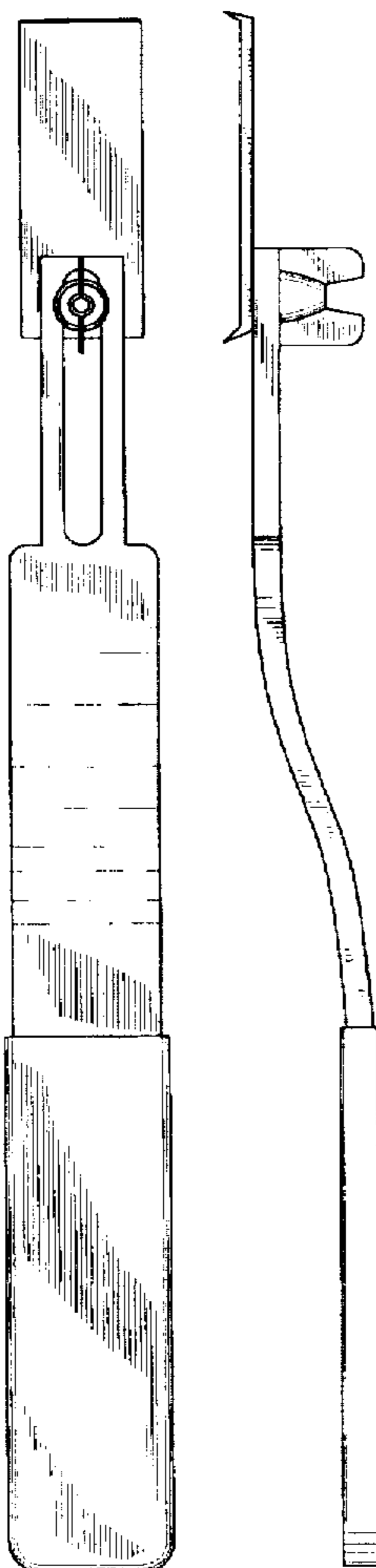


FIG. 1

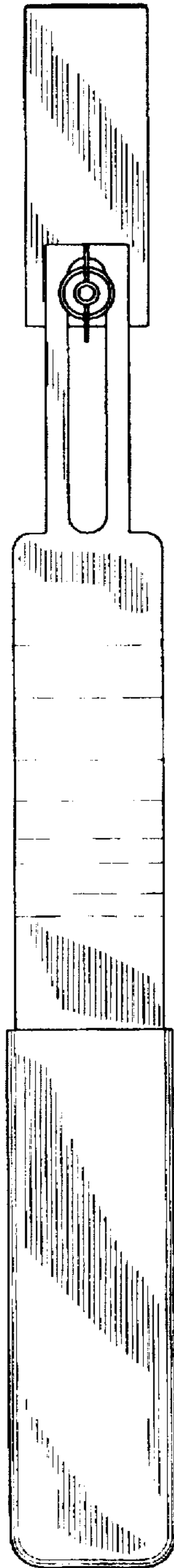


FIG. 2




FIG. 3

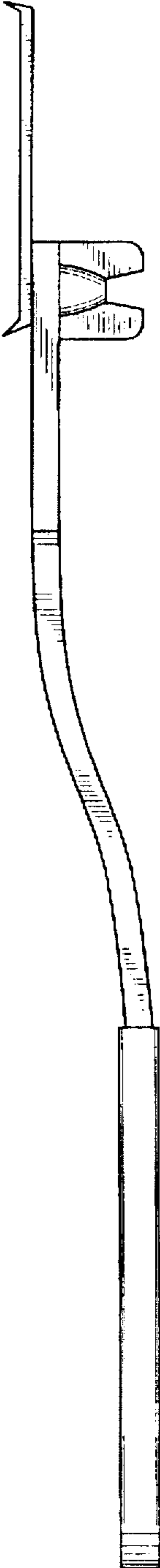


FIG. 4

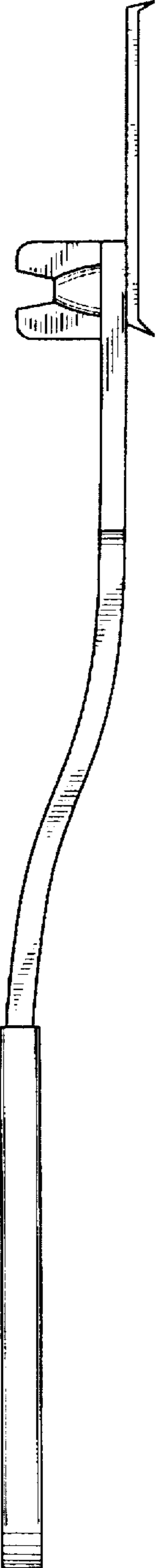


FIG. 5

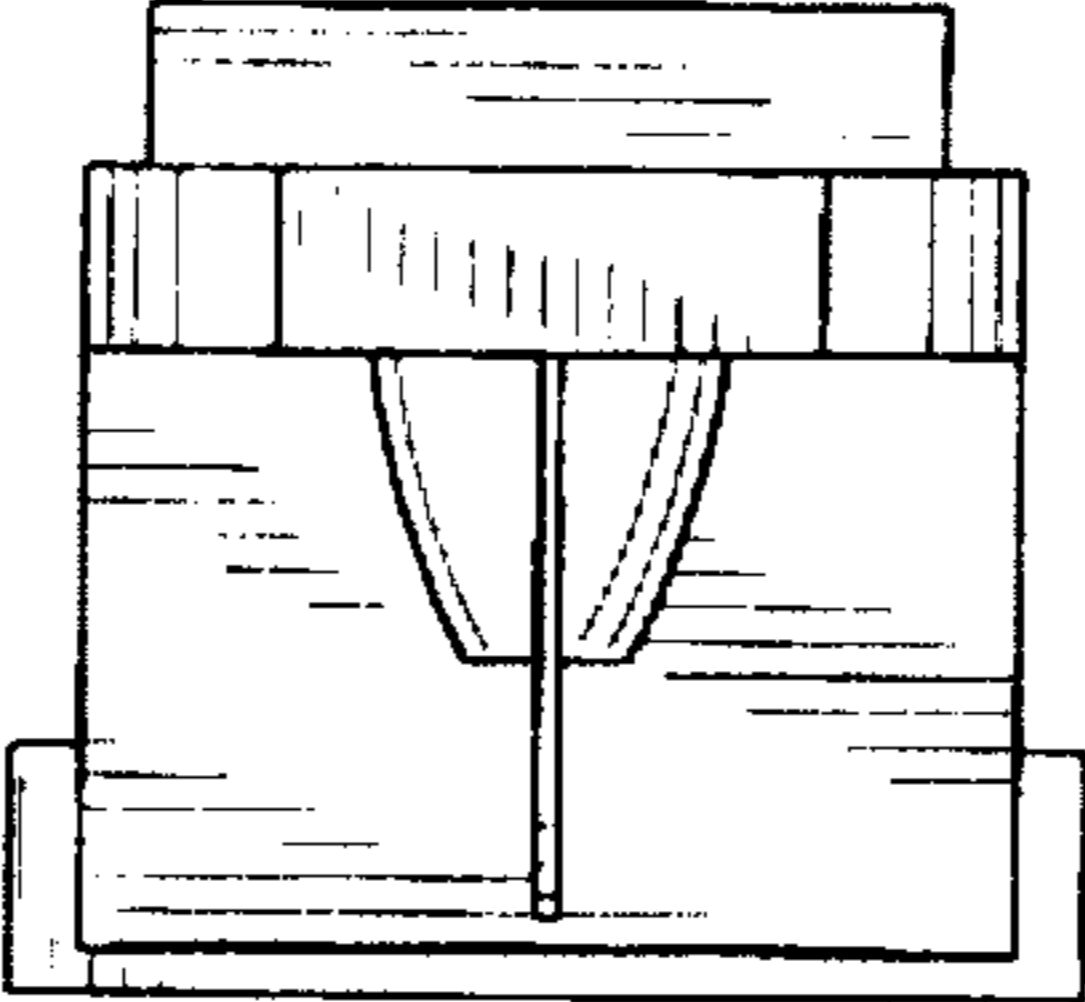


FIG. 6

