



US00D394523S

United States Patent [19]

[11] Patent Number: **Des. 394,523**

Hsu

[45] Date of Patent: ****May 19, 1998**

[54] OFFICE ACCESSORY

4,587,680 5/1986 Brugger 4/519

[76] Inventor: **Junior Julian Hsu**, 3633 Palm Canyon,
Northbrook, Ill. 60062

Primary Examiner—Louis S. Zarfes
Assistant Examiner—Eric Watterson
Attorney, Agent, or Firm—Pro-Techtor International

[**] Term: **14 Years**

[57] **CLAIM**

[21] Appl. No.: **61,541**

The ornamental design for a an office accessory, as shown and described.

[22] Filed: **Oct. 25, 1996**

[51] LOC (6) Cl. **23-02**

[52] U.S. Cl. **D28/20; D23/308; D23/289**

[58] Field of Search D23/284-293.1,
D23/308; D28/20; 4/619, 624, 625, 638-650,
519

DESCRIPTION

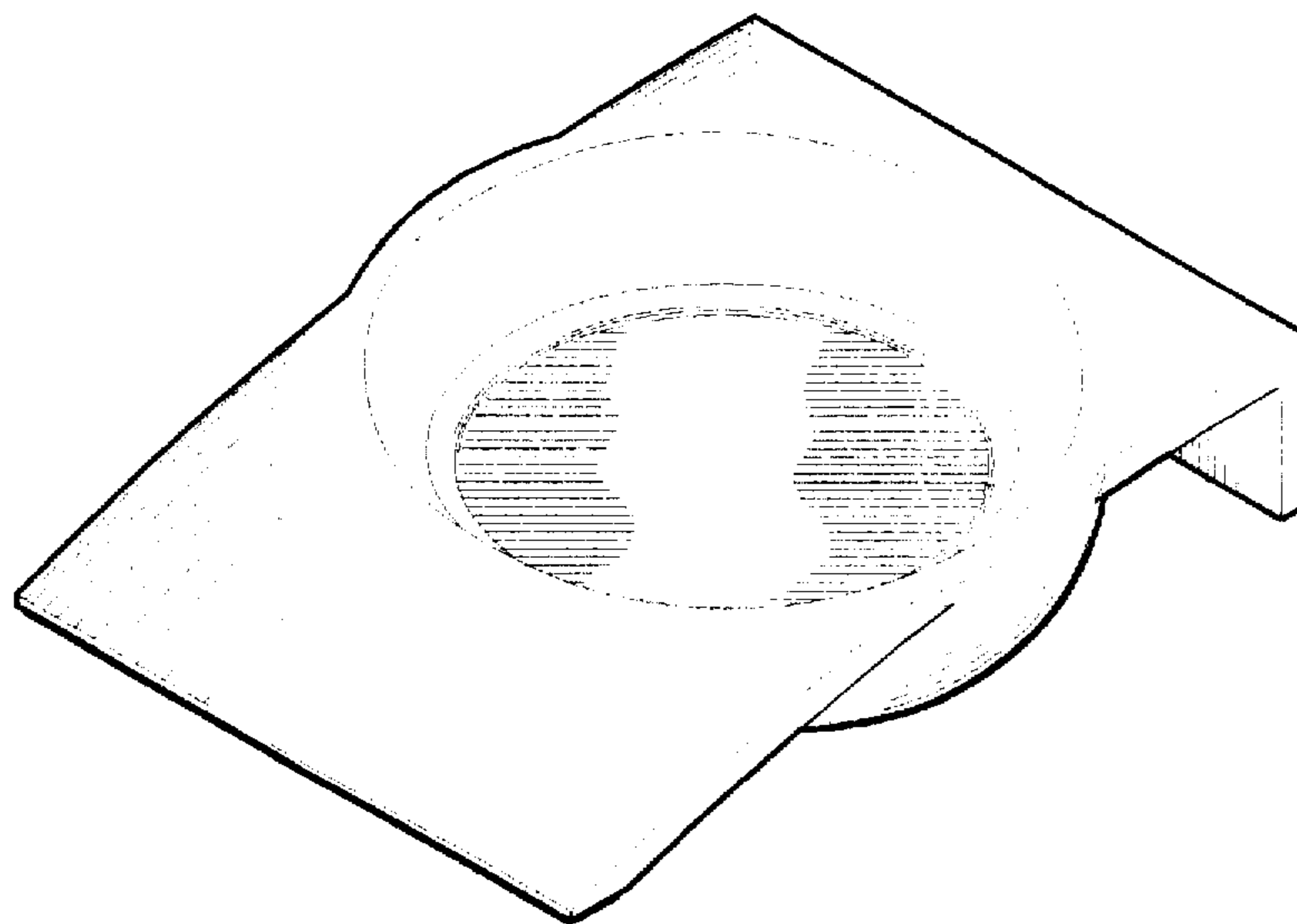
FIG. 1 is a perspective view of a an office accessory showing my design;
FIG. 2 is a front perspective view thereof;
FIG. 3 is a rear perspective view thereof;
FIG. 4 is a left side elevation view of an office accessory showing my design;
FIG. 5 is a right rear perspective view thereof;
FIG. 6 is a top plan view thereof;
FIG. 7 is a bottom plan view thereof; and,
FIG. 8 is a longitudinal sectional view thereof.

[56] **References Cited**

U.S. PATENT DOCUMENTS

D. 232,269	7/1974	Cotes	D28/20
D. 244,291	5/1977	Boker	D23/293.1
D. 261,170	10/1981	McFarlane	D23/289
D. 273,142	3/1984	Briggs	D28/20
D. 376,194	12/1996	Meyner	D23/289

1 Claim, 5 Drawing Sheets



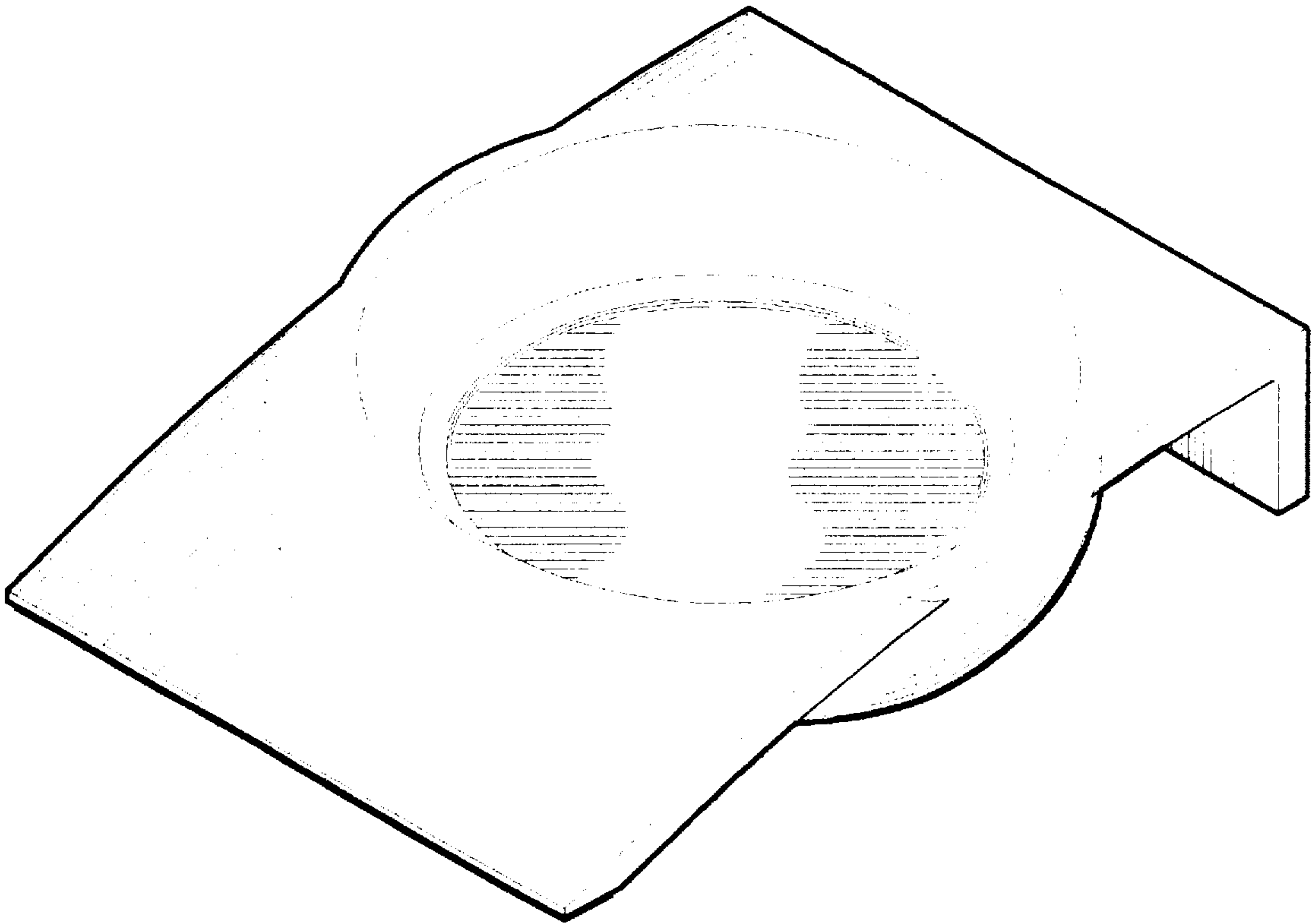


FIG. 1




FIG. 2




FIG. 3




FIG. 4




FIG. 5

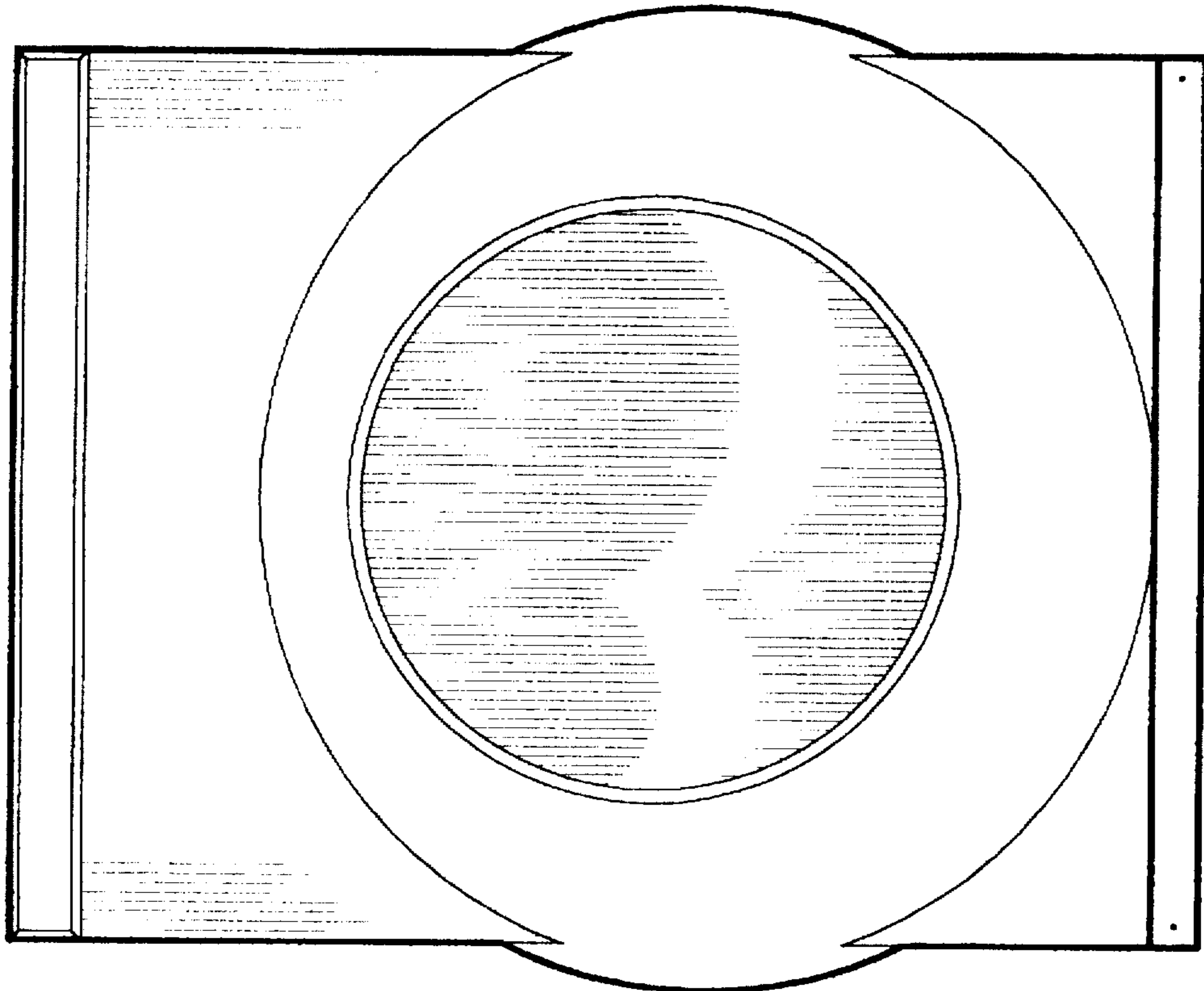


FIG. 6

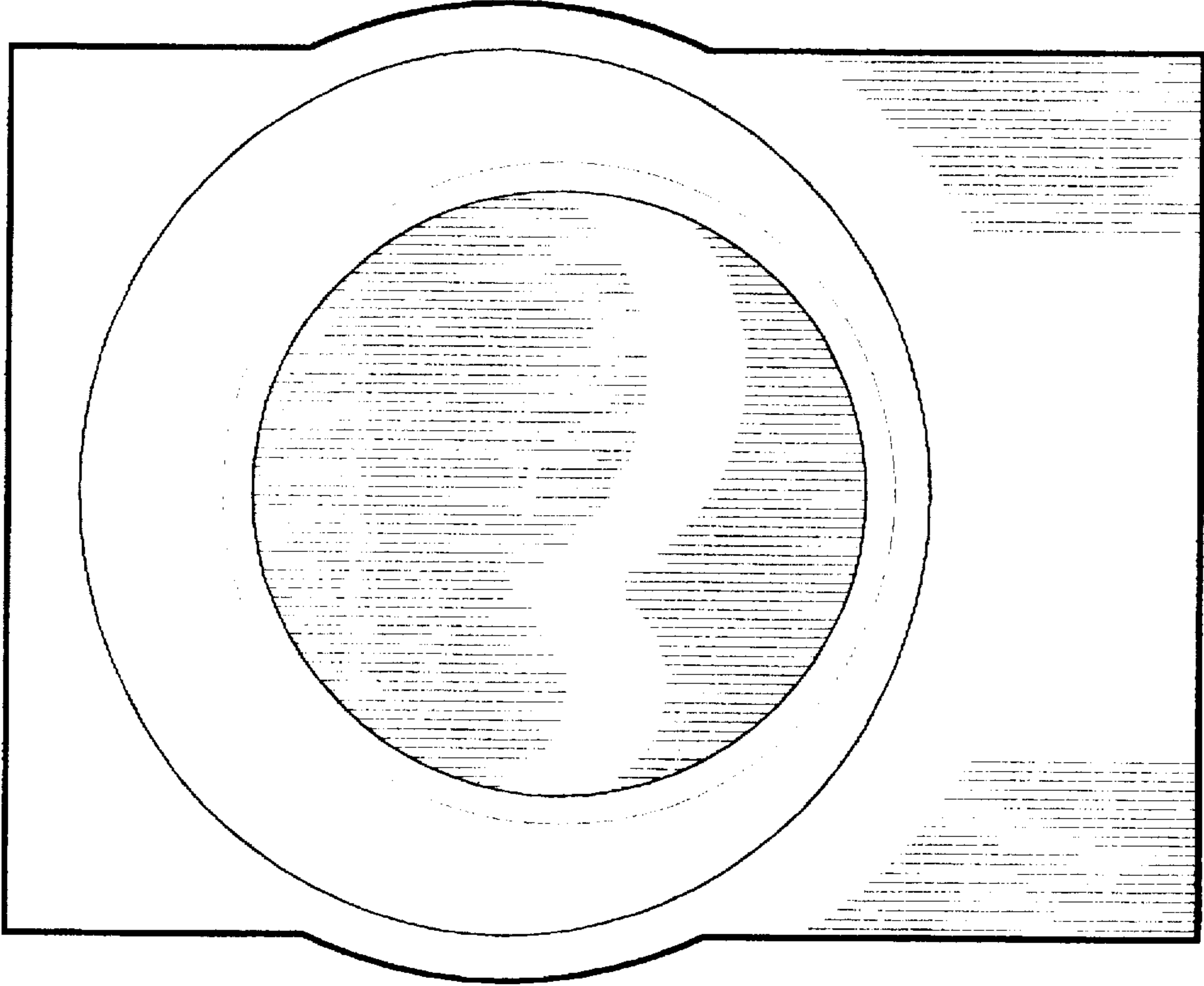


FIG. 7




FIG. 8