



US00D394506S

**United States Patent** [19]  
**Prescott**

[11] **Patent Number: Des. 394,506**

[45] **Date of Patent: \*\*May 19, 1998**

[54] **BANDAGE**

[76] **Inventor: Sonja Fay Prescott, R.R. 3 Box 1756, Bonifay, Fla. 32425**

[\*\*] **Term: 14 Years**

[21] **Appl. No.: 72,240**

[22] **Filed: Jun. 10, 1997**

[51] **LOC (6) Cl. .... 24-04**

[52] **U.S. Cl. .... D24/189**

[58] **Field of Search ..... D24/189; 602/41, 602/42, 43, 44, 47, 48, 52, 54, 55, 57, 58**

[56] **References Cited**

**U.S. PATENT DOCUMENTS**

- D. 304,238 10/1989 Palau ..... D24/189
- D. 340,987 11/1993 Arginsky ..... D24/189
- D. 341,888 11/1993 Arginsky .

D. 363,126 10/1995 Dusek .

D. 368,526 4/1996 Palermo .

4,285,338 8/1981 Lemelson ..... 602/58

*Primary Examiner—Stella Reid*

*Attorney, Agent, or Firm—Richard C. Litman*

[57] **CLAIM**

The ornamental design for a bandage, as shown and described.

**DESCRIPTION**

FIG. 1 is a top plan view of a bandage, showing my new design;



FIG. 2 is a bottom plan view thereof;

FIG. 3 is a right side elevational view with the left side being a mirror image thereof; and,

FIG. 4 is a front elevational view with the rear elevational view being a mirror image thereof.

The broken line showing of the bandage and of the bandage box in FIG. 1 is for illustrative purposes only and forms no part of the claimed design.

**1 Claim, 2 Drawing Sheets**







FIG. 1

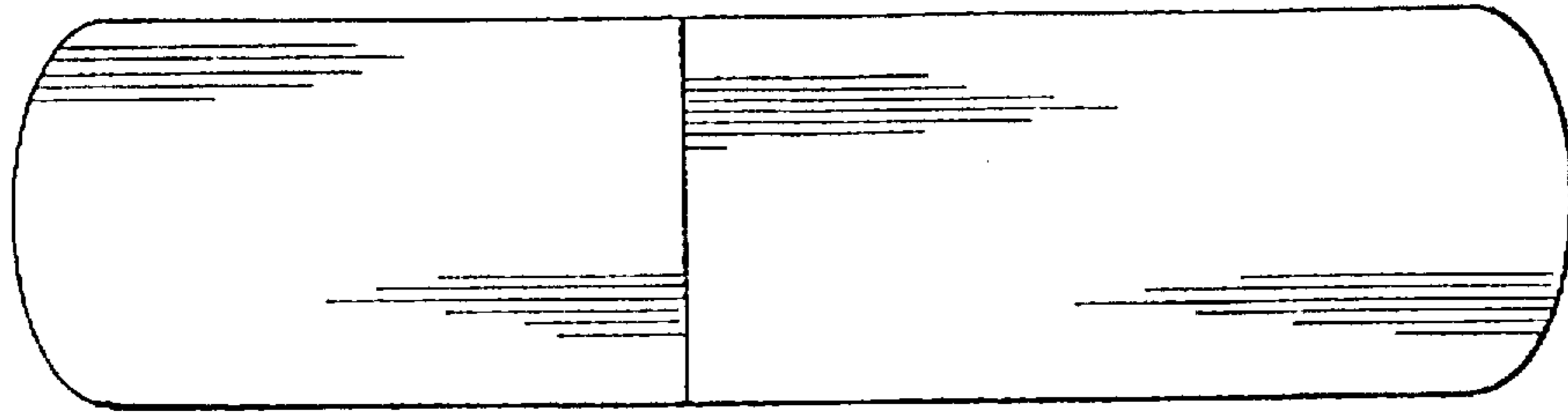


FIG. 2




FIG. 3




FIG. 4