



US00D394489S

United States Patent [19]

[11] Patent Number: **Des. 394,489**

Andrus et al.

[45] Date of Patent: ****May 19, 1998**

[54] **SHOWERHEAD FACEPLATE**

[75] Inventors: **Leonard C. Andrus**, Plymouth; **Ronald D. Green**, New Hudson; **Bruce Higgins**, South Lyon, all of Mich.

[73] Assignee: **Brass-Craft Manufacturing Company**, Novi, Mich.

[**] Term: **14 Years**

[21] Appl. No.: **71,395**

[22] Filed: **May 29, 1997**

[51] LOC (6) Cl. **23-01**

[52] U.S. Cl. **D23/213**

[58] Field of Search D23/213, 223-230; 239/380-383, 459, 460, 394

- D. 334,048 3/1993 Ben-Zur .
- D. 337,810 7/1993 Bengston et al. .
- D. 339,627 9/1993 Klose .
- D. 346,429 4/1994 Warshawsky D23/213
- D. 352,092 11/1994 Warshawsky D23/213
- D. 355,342 2/1995 Warshawsky D23/213
- D. 355,951 2/1995 Ran .
- D. 363,114 10/1995 Andrus .
- D. 367,696 3/1996 Andrus .
- D. 368,761 4/1996 Andrus .
- D. 369,203 4/1996 Andrus .
- D. 369,204 4/1996 Andrus .
- D. 369,205 4/1996 Andrus .
- D. 377,965 2/1997 Andrus .
- 3,180,579 4/1965 Tomaso .
- 3,468,483 9/1969 Parkison .
- 4,203,550 5/1980 On .
- 4,303,201 12/1981 Elkins et al. .
- 4,588,130 5/1986 Trenary et al. .
- 4,629,125 12/1986 Liu .
- 5,297,735 3/1994 Heimann et al. .

[56] **References Cited**

U.S. PATENT DOCUMENTS

- D. 113,439 2/1939 Reinecke .
- D. 118,419 1/1940 Rockwood .
- D. 208,526 9/1967 Delmater .
- D. 245,859 9/1977 Grube .
- D. 261,300 10/1981 Klose .
- D. 261,417 10/1981 Klose .
- D. 267,582 1/1983 Mackay et al. .
- D. 268,359 3/1983 Klose .
- D. 269,540 6/1983 Larsson .
- D. 281,192 10/1985 Santi D23/213
- D. 295,437 4/1988 Fabian .
- D. 313,456 1/1991 Presman .
- D. 313,833 1/1991 Presman .
- D. 314,608 2/1991 Presman .
- D. 315,191 3/1991 Mikol .
- D. 320,064 9/1991 Presman .
- D. 327,115 6/1992 Rogers .
- D. 327,729 7/1992 Rogers .
- D. 332,303 1/1993 Klose .
- D. 333,338 2/1993 Klose .
- D. 334,046 3/1993 Klose .

OTHER PUBLICATIONS

Advertisement "Great Vibrations", Hardware Age, Mar. 1997.

Primary Examiner—Alan P. Douglas
Assistant Examiner—Robin V. Taylor
Attorney, Agent, or Firm—Myron B. Kapustij; Malcolm L. Sutherland

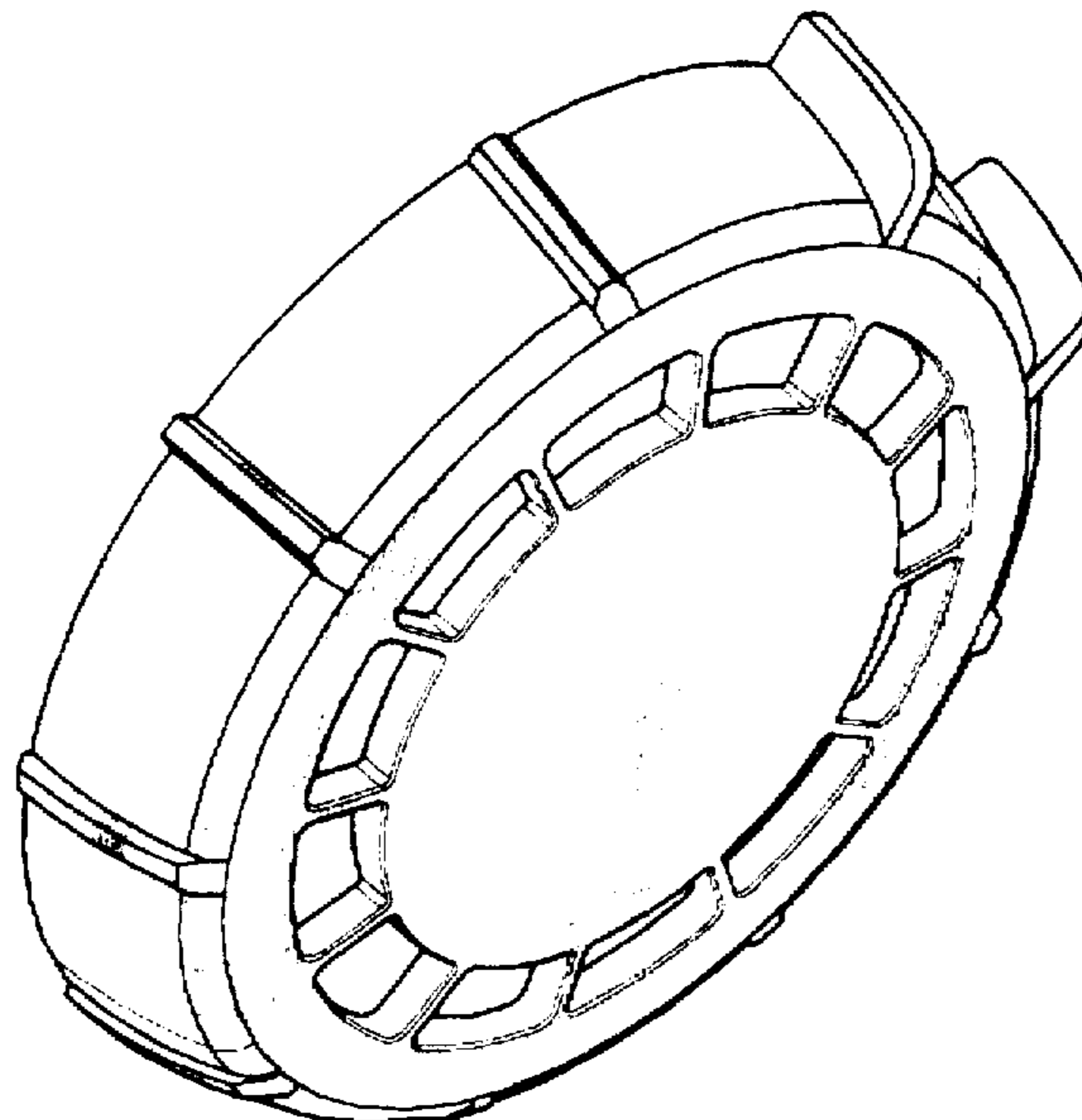
[57] **CLAIM**

The ornamental design for a showerhead faceplate, as shown and described.

DESCRIPTION

FIG. 1 is a front perspective view of a showerhead faceplate showing our new design;
FIG. 2 is a side elevational view thereof;
FIG. 3 is a front elevational view thereof; and
FIG. 4 is a rear elevational view thereof.

1 Claim, 2 Drawing Sheets



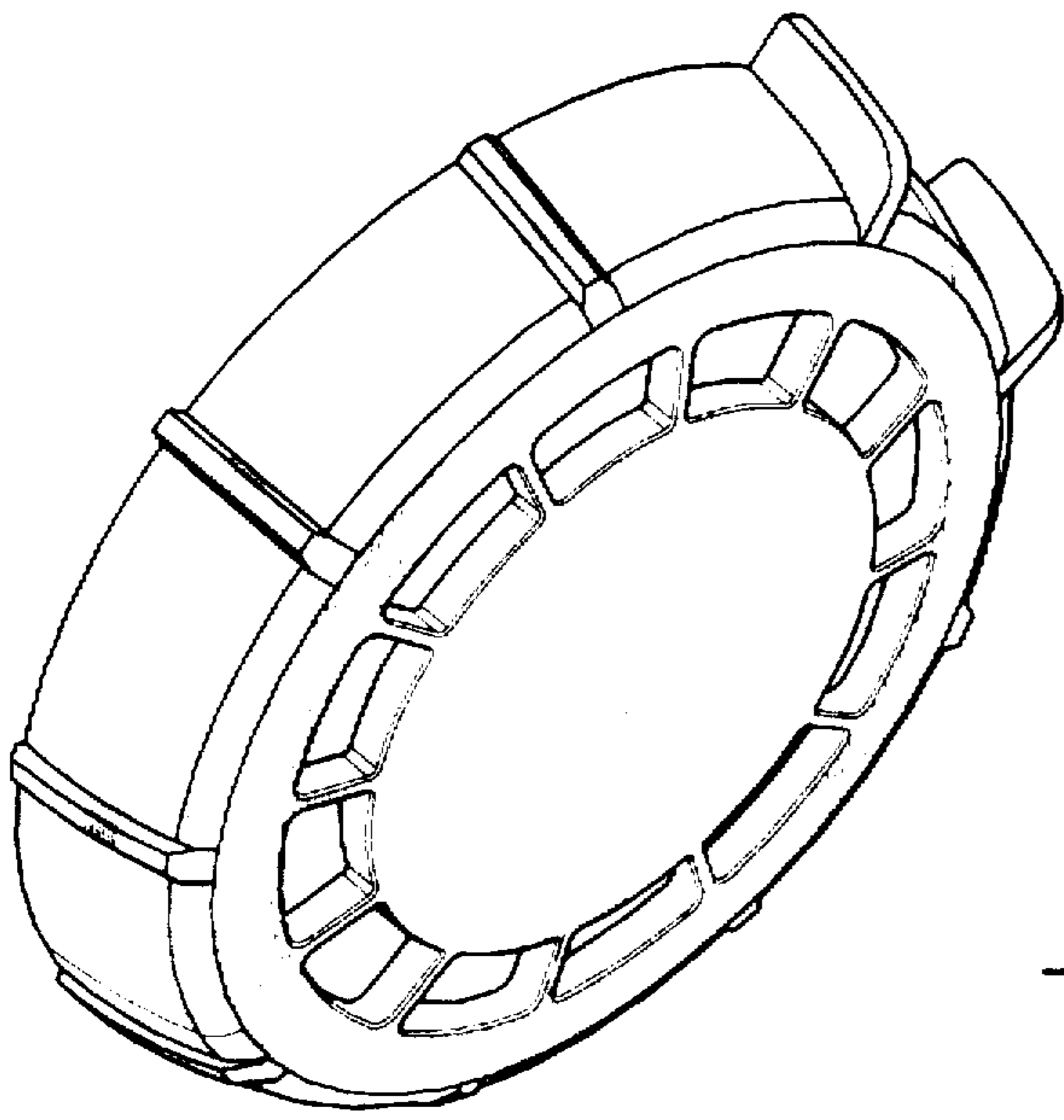


Fig-1

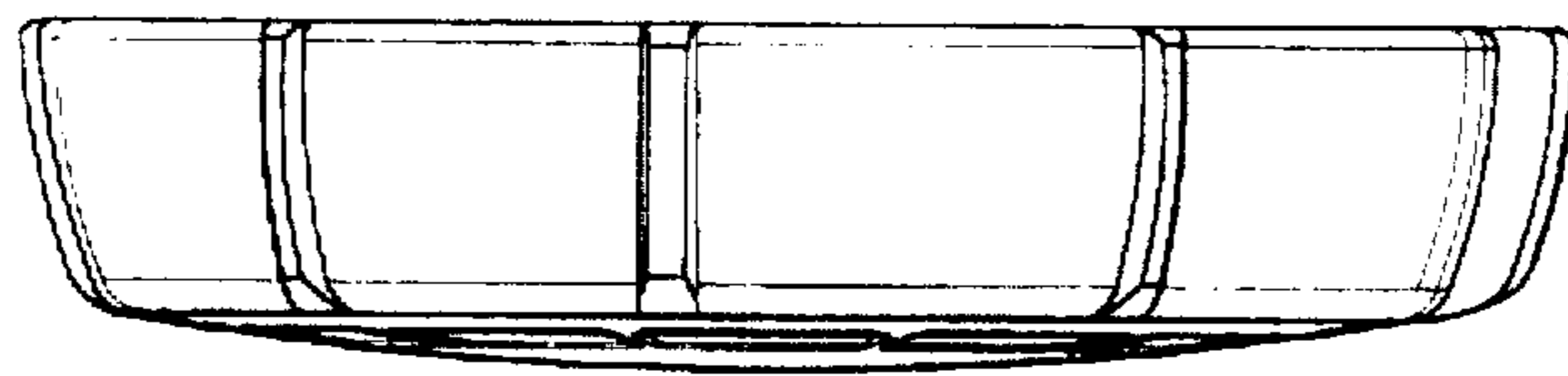


Fig-2

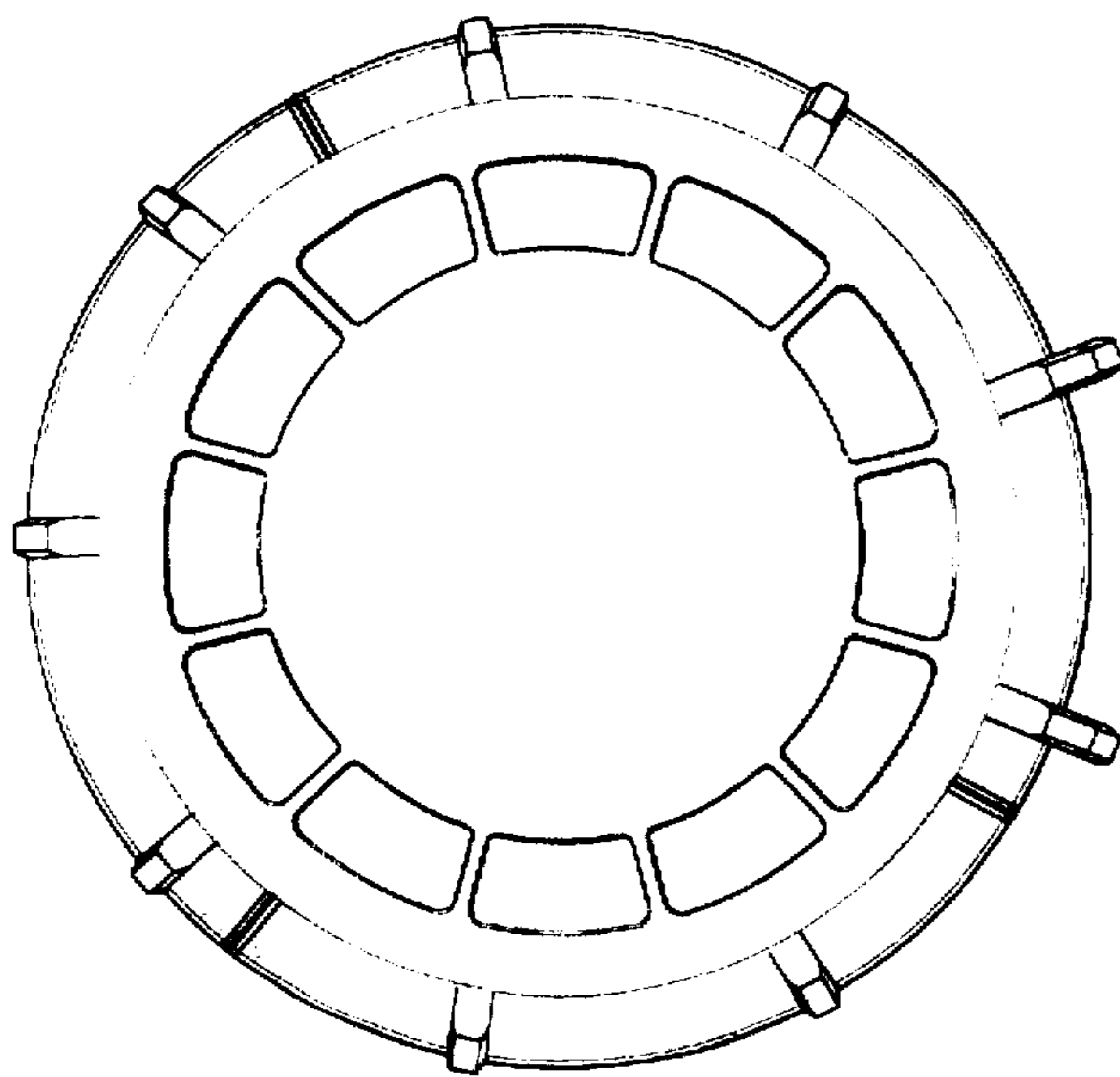


Fig-3

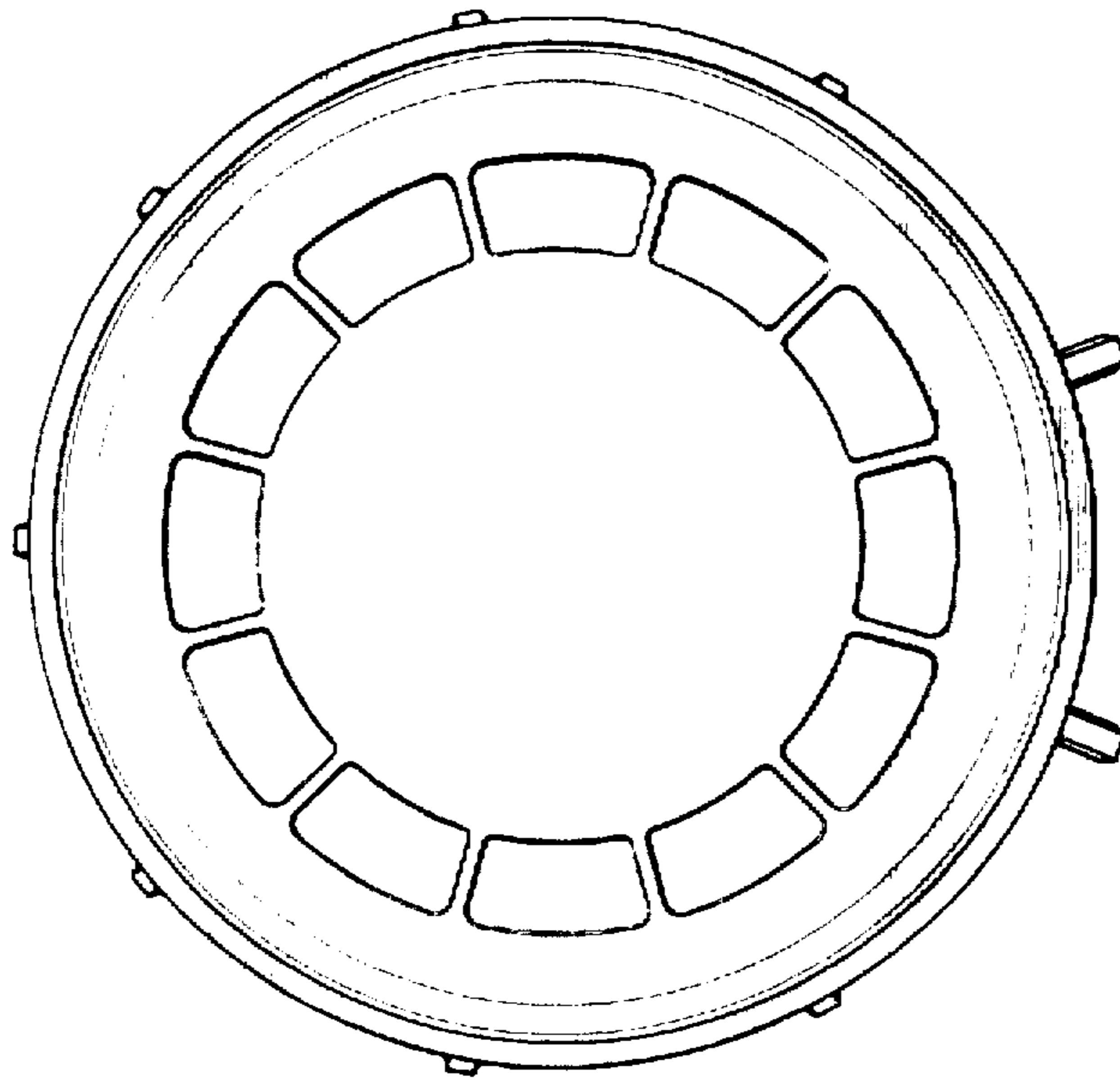


Fig-4