



US00D394485S

# United States Patent [19] Flathers

[11] Patent Number: **Des. 394,485**

[45] Date of Patent: **\*\*May 19, 1998**

[54] **BILLIARD TABLE**

453,208 6/1891 Pritchard ..... 473/17  
1,656,416 1/1928 Brinkman ..... 473/4 X  
1,957,217 7/1934 Amsden ..... D21/232 X

[76] Inventor: **Rick Flathers**, 20032 Clark St.,  
Orange, Calif. 92669

[\*\*] Term: **14 Years**

*Primary Examiner*—Prabhakar G. Deshmukh  
*Attorney, Agent, or Firm*—Kenneth W. Float

[21] Appl. No.: **71,224**

[57] **CLAIM**

[22] Filed: **May 23, 1997**

The ornamental design for a billiard table, as shown and described.

[51] LOC (6) Cl. .... **06-03**

**DESCRIPTION**

[52] U.S. Cl. .... **D21/232**

[58] Field of Search ..... D21/232; 473/1,  
473/4, 17, 29, 33

FIG. 1 is a perspective view of a billiard table having the new design;

FIG. 2 is a top view of the billiard table of FIG. 1;

FIG. 3 is a front elevational view of the billiard table of FIG. 1;

FIG. 4 is a side elevational view of the billiard table of FIG. 1; and,

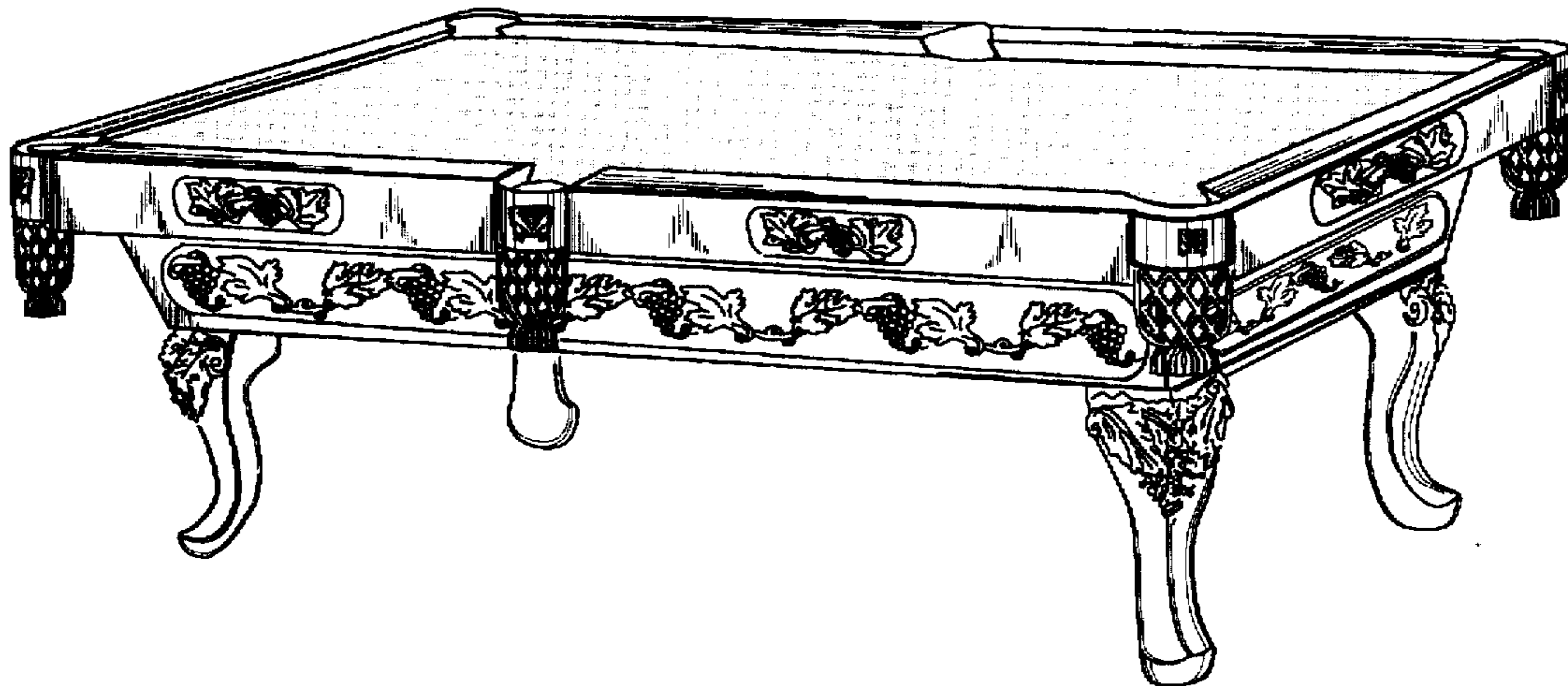
FIG. 5 is a bottom view of the billiard table of FIG. 1.

[56] **References Cited**

**U.S. PATENT DOCUMENTS**

6,469 6/1849 Collendek ..... 473/4  
D. 14,834 2/1884 Wagner ..... D21/272 X  
D. 87,535 8/1932 Matteson ..... D21/232  
D. 89,903 5/1933 Matteson ..... D21/232

**1 Claim, 3 Drawing Sheets**



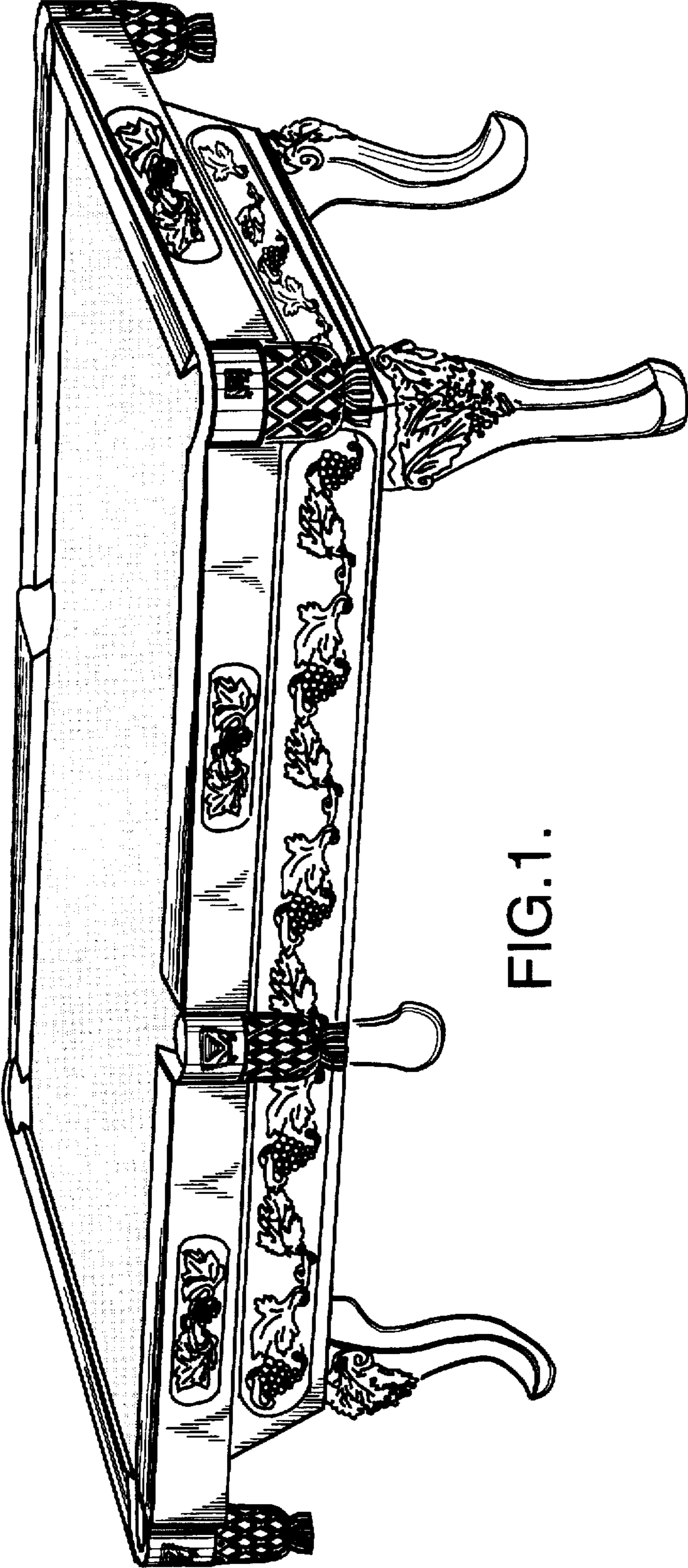


FIG. 1.

FIG. 2.

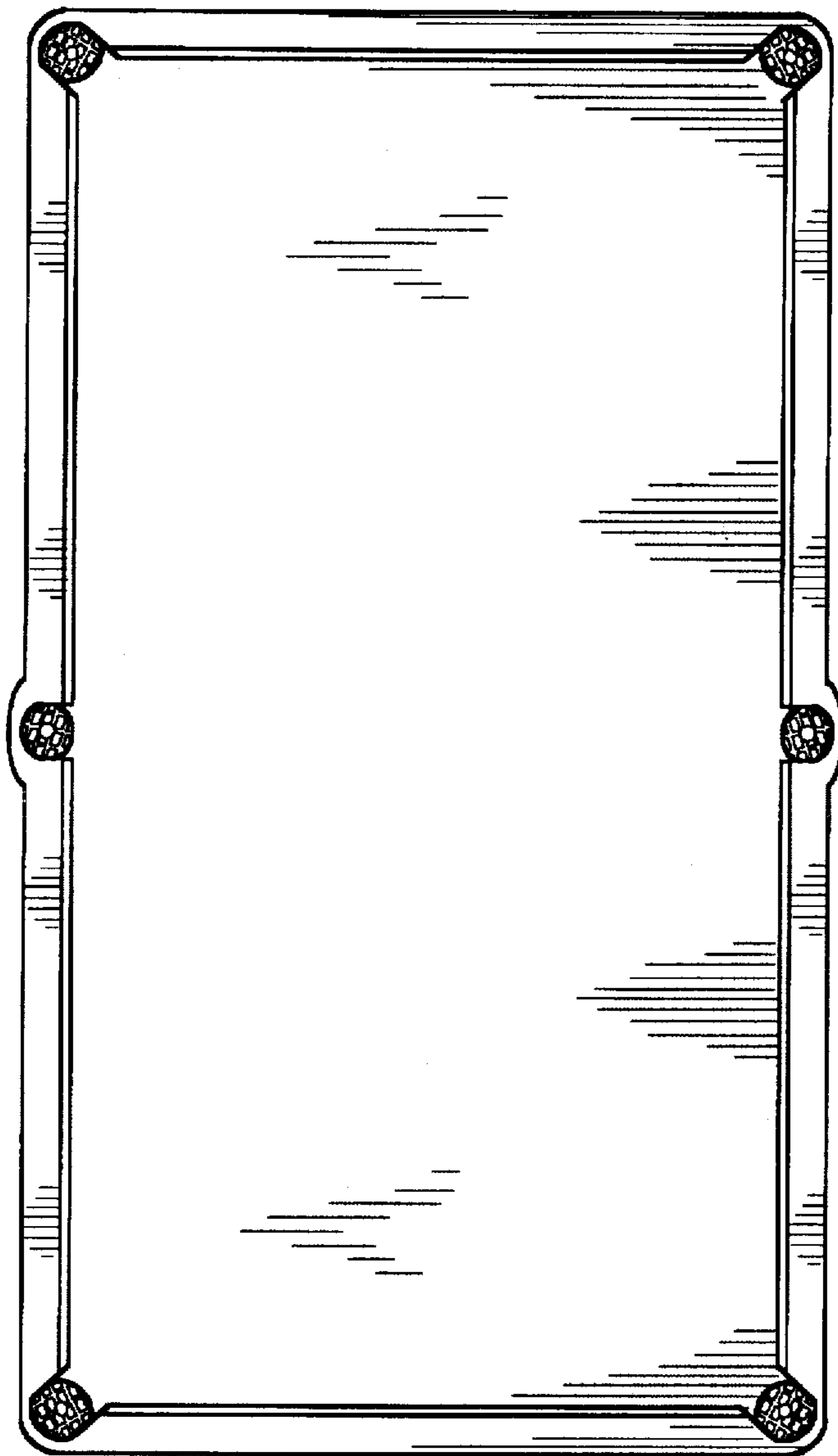


FIG. 3.

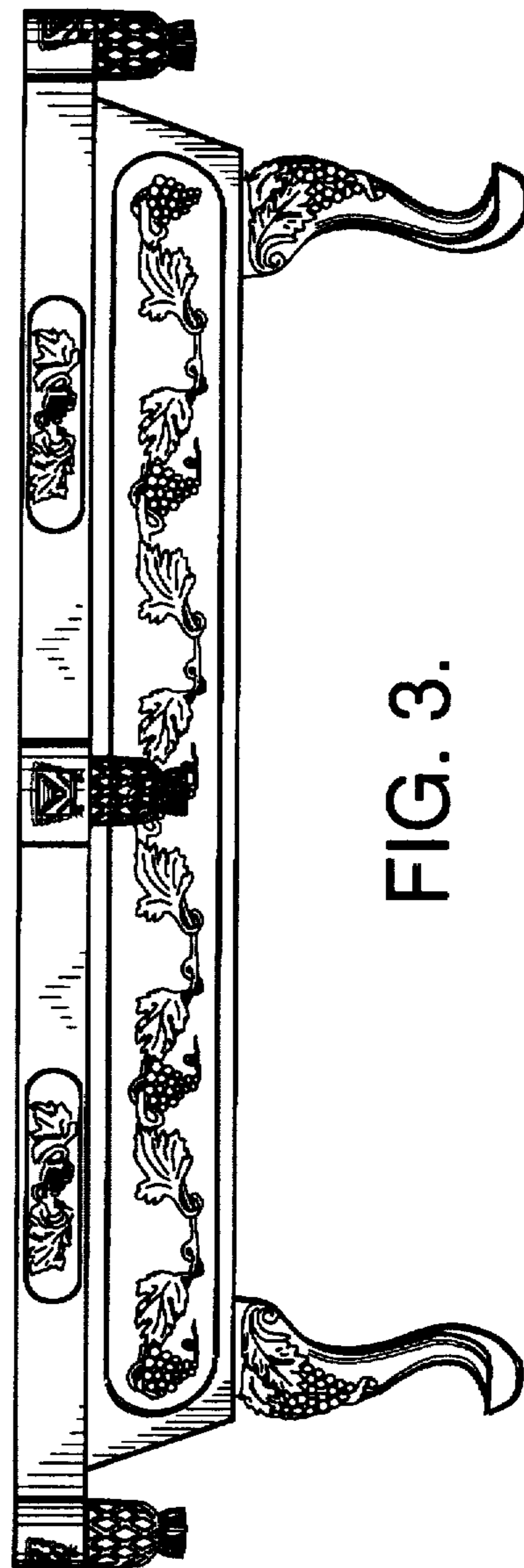




FIG. 4.




FIG. 5.