



US00D394481S

United States Patent [19]
DeLisse

[11] **Patent Number: Des. 394,481**
[45] **Date of Patent: **May 19, 1998**

[54] **EXERCISE DEVICE FOR CRADLING THE HEAD FOR SITUPS**

[76] Inventor: **James DeLisse**, 3196 S. Topaz, Las Vegas, Nev. 89121

[**] Term: **14 Years**

[21] Appl. No.: **73,307**

[22] Filed: **Jun. 23, 1997**

[51] **LOC (6) Cl.** **21-02**

[52] **U.S. Cl.** **D21/191; D21/198**

[58] **Field of Search** **D21/191, 198; 482/140, 139, 142, 907; 602/18; D3/315**

[56] **References Cited**

U.S. PATENT DOCUMENTS

D. 299,373	1/1989	Parker et al.	D21/198
D. 328,320	7/1992	Hliang	D21/198
1,884,392	10/1932	Treat	.	
3,512,523	5/1970	Barnett	.	
4,230,099	10/1980	Richardson	.	
4,562,833	1/1986	Pujals, Jr.	.	

4,863,158	9/1989	Tassone	.	
4,905,993	3/1990	Barone	.	
5,122,107	6/1992	Gardner	482/140
5,169,372	12/1992	Tecco	482/140
5,267,931	12/1993	Faetini	482/140
5,295,949	3/1994	Hathaway	602/18
5,692,996	12/1997	Widerman	482/140

Primary Examiner—Philip S. Hyder
Attorney, Agent, or Firm—Quirk & Tratos

[57] **CLAIM**

The ornamental design for an exercise device for cradling the head for situps, as shown and described.

DESCRIPTION

FIG. 1 is a perspective view of an exercise device for cradling the head for situps, showing my new design; FIG. 2 is a front elevational view thereof; FIG. 3 is a rear elevational view thereof; FIG. 4 is a top edge view thereof; FIG. 5 is a bottom edge view thereof; and, FIG. 6 is a side edge view thereof.

1 Claim, 4 Drawing Sheets

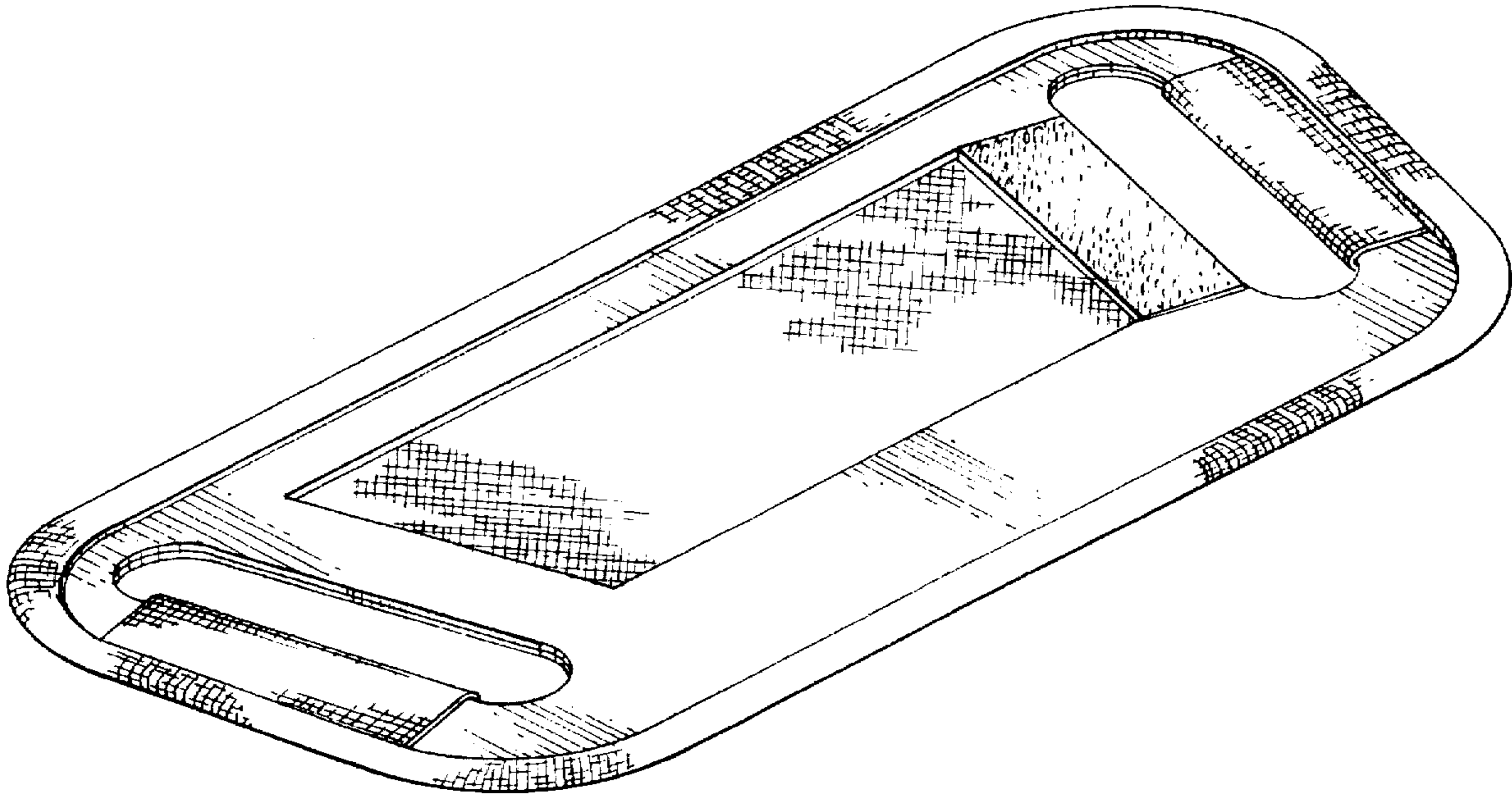


Fig. 1

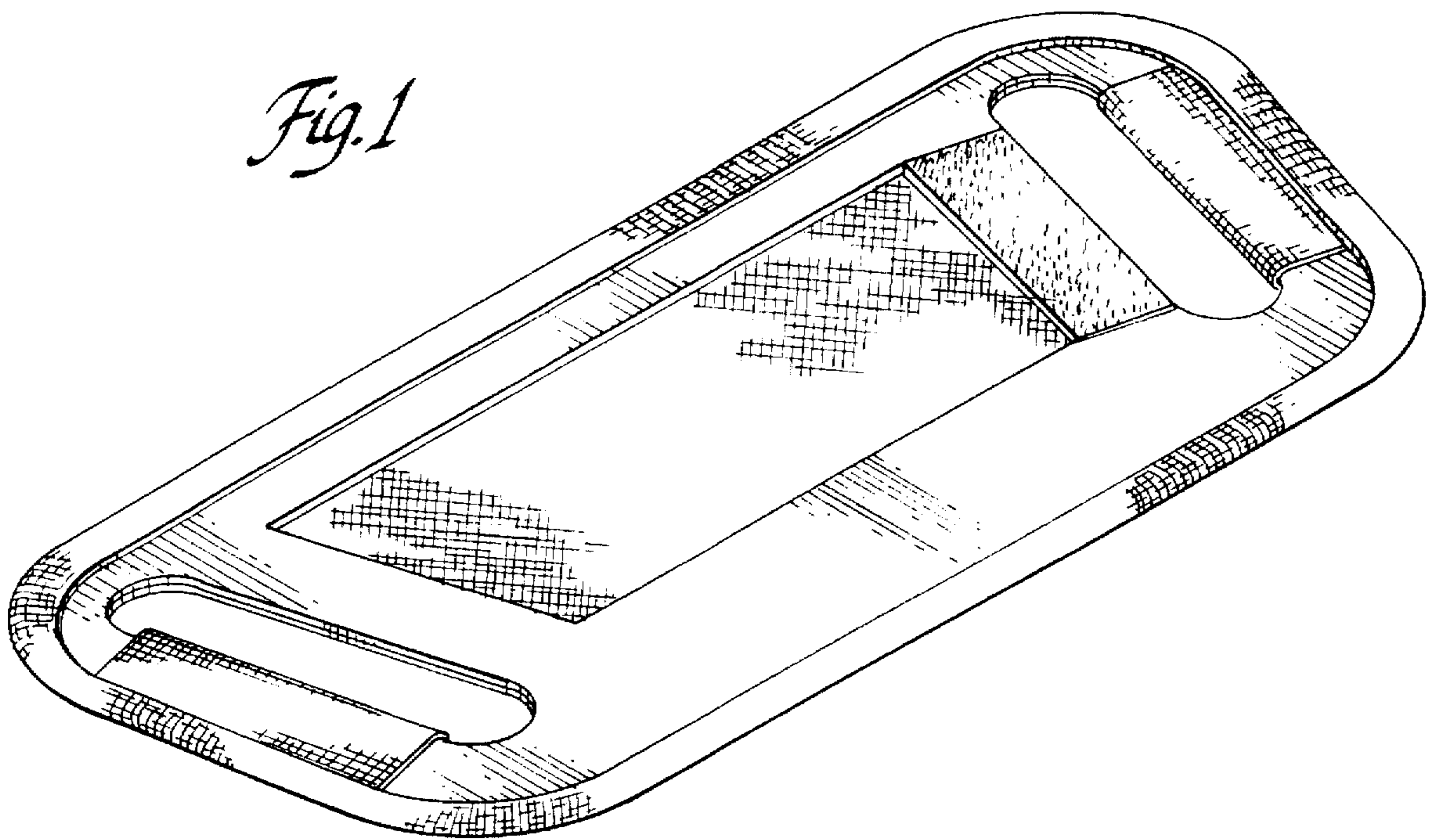


FIG. 2




FIG. 3

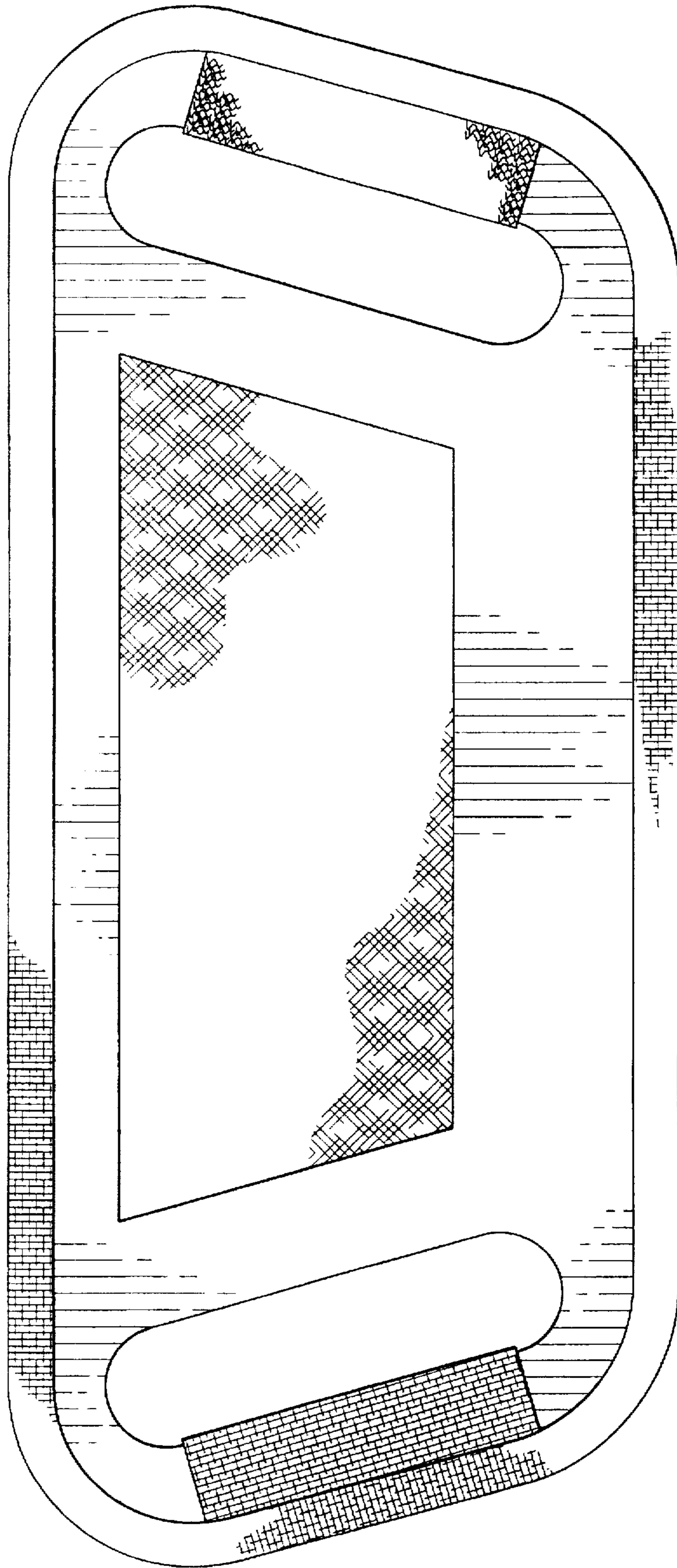


FIG. 4



FIG. 5



FIG. 6

