



US00D394457S

United States Patent [19]
Izushima

[11] **Patent Number:** **Des. 394,457**
[45] **Date of Patent:** ****May 19, 1998**

[54] **CAP FOR A WRITING INSTRUMENT**

D. 335,144 4/1993 Katami et al. D19/57
D. 373,383 9/1996 Izushima D19/57
2,320,455 6/1943 Feig 24/11 P

[75] **Inventor:** **Hikomichi Izushima**, Kawagoe, Japan

[73] **Assignee:** **Kotobuki & Co., Ltd.**, Kyoto-Fu, Japan

Primary Examiner—Martie Thompson
Attorney, Agent, or Firm—Whitham, Curtis & Whitham

[**] **Term:** **14 Years**

[57] **CLAIM**

[21] **Appl. No.:** **76,763**

The ornamental design for a cap for a writing instrument, as shown and described.

[22] **Filed:** **Sep. 22, 1997**

DESCRIPTION

[30] **Foreign Application Priority Data**

Jun. 11, 1997 [JP] Japan 9-57591

FIG. 1 is a front elevational view of a cap for a writing instrument according to the present invention;
FIG. 2 is a rear elevational view of the cap for a writing instrument of FIG. 1;
FIG. 3 is a right side elevational view of the cap for a writing instrument of FIG. 1;
FIG. 4 is a top plan view of the cap for a writing instrument of FIG. 1;
FIG. 5 is a bottom plan view of the cap for a writing instrument of FIG. 1; and,
FIG. 6 is a top, right side perspective view of the cap for a writing instrument of FIG. 1.

[51] **LOC (6) Cl.** **19-06**

[52] **U.S. Cl.** **D19/57; D19/51; D19/56**

[58] **Field of Search** **D19/35, 36, 41-51, D19/53-58, 81-85; 24/10 R, 11 R, 11 P; 401/243, 244, 245, 246, 247**

[56] **References Cited**

U.S. PATENT DOCUMENTS

D. 183,696 10/1958 Kahn D19/48
D. 317,625 6/1991 Itoh D19/57

1 Claim, 2 Drawing Sheets




FIG. 1



FIG. 2



FIG. 3




FIG. 4



FIG. 5




FIG. 6

