



US00D394455S

United States Patent [19]
Izushima

[11] **Patent Number: Des. 394,455**

[45] **Date of Patent: **May 19, 1998**

[54] **WRITING INSTRUMENT**

[75] **Inventor: Hiromichi Izushima, Kawagoe, Japan**

[73] **Assignee: Kotobuki & Co., Ltd., Kyoto-Fu, Japan**

[**] **Term: 14 Years**

[21] **Appl. No.: 76,477**

[22] **Filed: Sep. 15, 1997**

[30] **Foreign Application Priority Data**

Jun. 19, 1997 [JP] Japan 9-58637

[51] **LOC (6) Cl. 19-06**

[52] **U.S. Cl. D19/48; D19/51; D19/55; D19/56**

[58] **Field of Search D19/35, 36, 41-51, D19/53-58, 81-85; 401/6, 7, 88, 99, 100, 209; 24/11 R-11 P**

[56] **References Cited**

U.S. PATENT DOCUMENTS

- D. 189,170 11/1960 Lovejoy D19/55
- D. 240,817 8/1976 Funahashi D19/48
- D. 338,039 8/1993 Takahashi .
- D. 365,364 12/1995 Tseng D19/50
- D. 375,525 11/1996 Boix Gacia D19/51

- D. 377,195 1/1997 Takahashi D19/51
- D. 378,601 3/1997 Sakuno D19/48
- 1,807,415 5/1931 France 401/6
- 2,188,151 1/1940 Marshall 24/11 R X

Primary Examiner—Martie Thompson
Attorney, Agent, or Firm—Whitham, Curtis & Whitham

[57] **CLAIM**

The ornamental design for a writing instrument, as shown and described.

DESCRIPTION

FIG. 1 is a front elevational view of the writing instrument according to the present invention;
 FIG. 2 is a rear elevational view of the writing instrument of FIG. 1;
 FIG. 3 is a right side elevational view of the writing instrument of FIG. 1;
 FIG. 4 is a left side elevational view of the writing instrument of FIG. 1;
 FIG. 5 is a top plan view of the writing instrument of FIG. 1;
 FIG. 6 is a bottom plan view of the writing instrument of FIG. 1; and
 FIG. 7 is a top, left side perspective view of the writing instrument of FIG. 1.

1 Claim, 2 Drawing Sheets

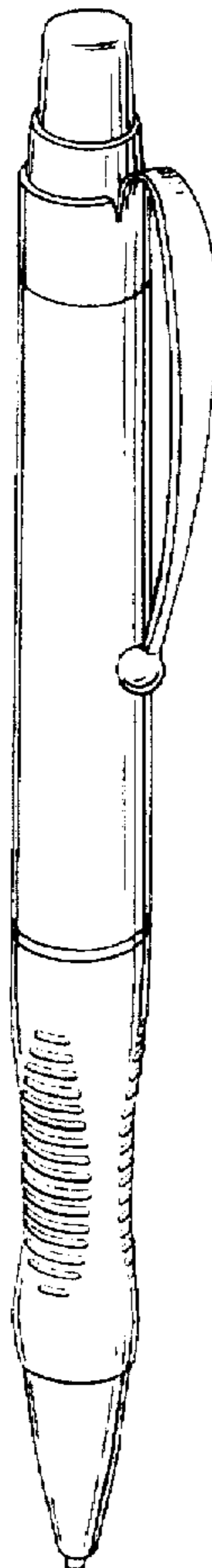


FIG.4

FIG.1

FIG.3

FIG.2

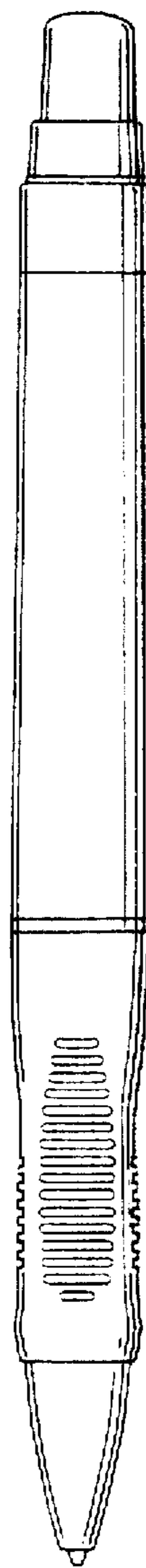





FIG.5




FIG.6

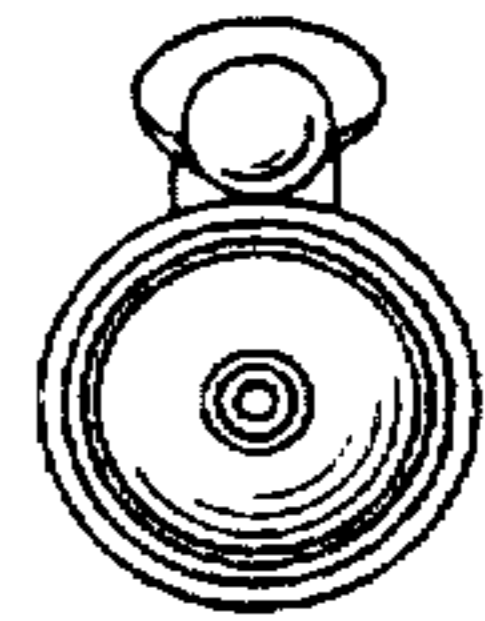


FIG. 7

