



US00D394448S

United States Patent [19]

Arnette

[11] Patent Number: **Des. 394,448**

[45] Date of Patent: ****May 19, 1998**

[54] **EYEWEAR**

[75] Inventor: **Kip Arnette**, South Laguna Beach, Calif.

[73] Assignee: **Bausch & Lomb Incorporated**, Rochester, N.Y.

[**] Term: **14 Years**

[21] Appl. No.: **62,674**

[22] Filed: **Nov. 21, 1996**

[51] LOC (6) Cl. **16-06**

[52] U.S. Cl. **D16/327**

[58] Field of Search D16/101, 300, D16/302, 304, 306, 311, 315-330, 335; 351/41, 44, 51, 52, 158

[56] **References Cited**

U.S. PATENT DOCUMENTS

D. 139,414	11/1944	Ulvad	D16/326
D. 144,678	5/1946	Blum	D16/329
D. 200,736	3/1965	McCulloch	D16/326
D. 204,102	3/1966	McCulloch	D16/326
D. 204,418	4/1966	Ramp	57/1

D. 206,557	12/1966	McCulloch	57/1
D. 209,861	1/1968	Demmel	D16/329
D. 300,226	3/1989	Ramp	D16/323
D. 321,895	11/1991	Ramp	16/102
D. 347,014	5/1994	Arnette	16/102
D. 366,666	1/1996	Arnette	16/325
D. 370,021	5/1996	Simioni	16/315
D. 372,726	8/1996	Simioni	16/326
D. 375,321	11/1996	Lin	16/327
3,542,460	11/1970	Smith	351/92

Primary Examiner—Raphael Barkai
Attorney, Agent, or Firm—Craig E. Larson


[57] **CLAIM**

The ornamental design for eyewear, as shown and described.

DESCRIPTION

FIG. 1 is a front elevational view of an eyewear showing my new design;
FIG. 2 is a top plan view thereof;
FIG. 3 is a side elevational view thereof;
FIG. 4 is the view opposite FIG. 3;
FIG. 5 is a front perspective view of FIG. 1; and,
FIG. 6 is a rear perspective view thereof.

1 Claim, 5 Drawing Sheets



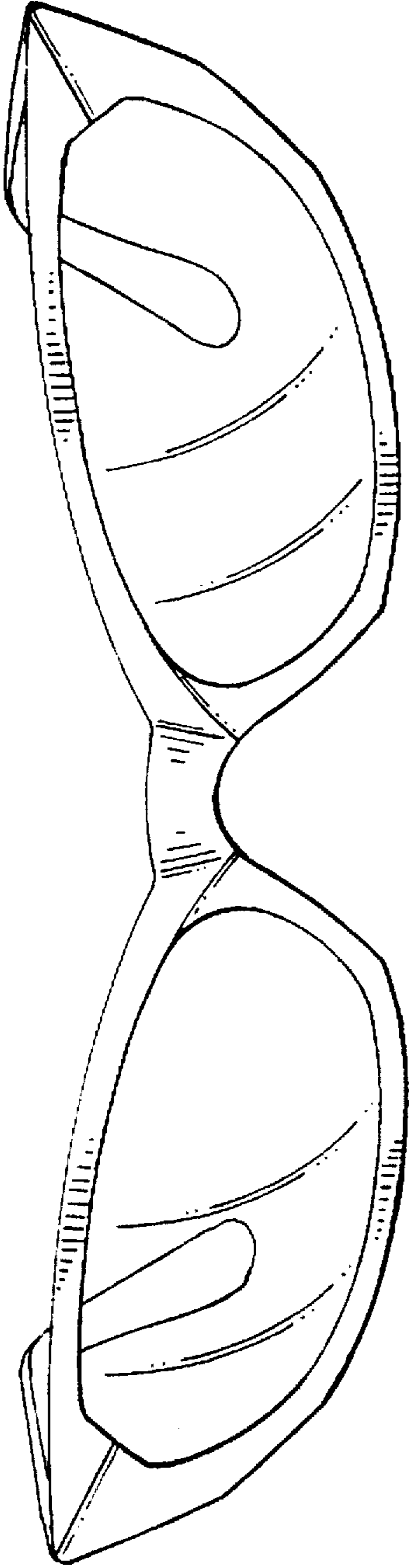
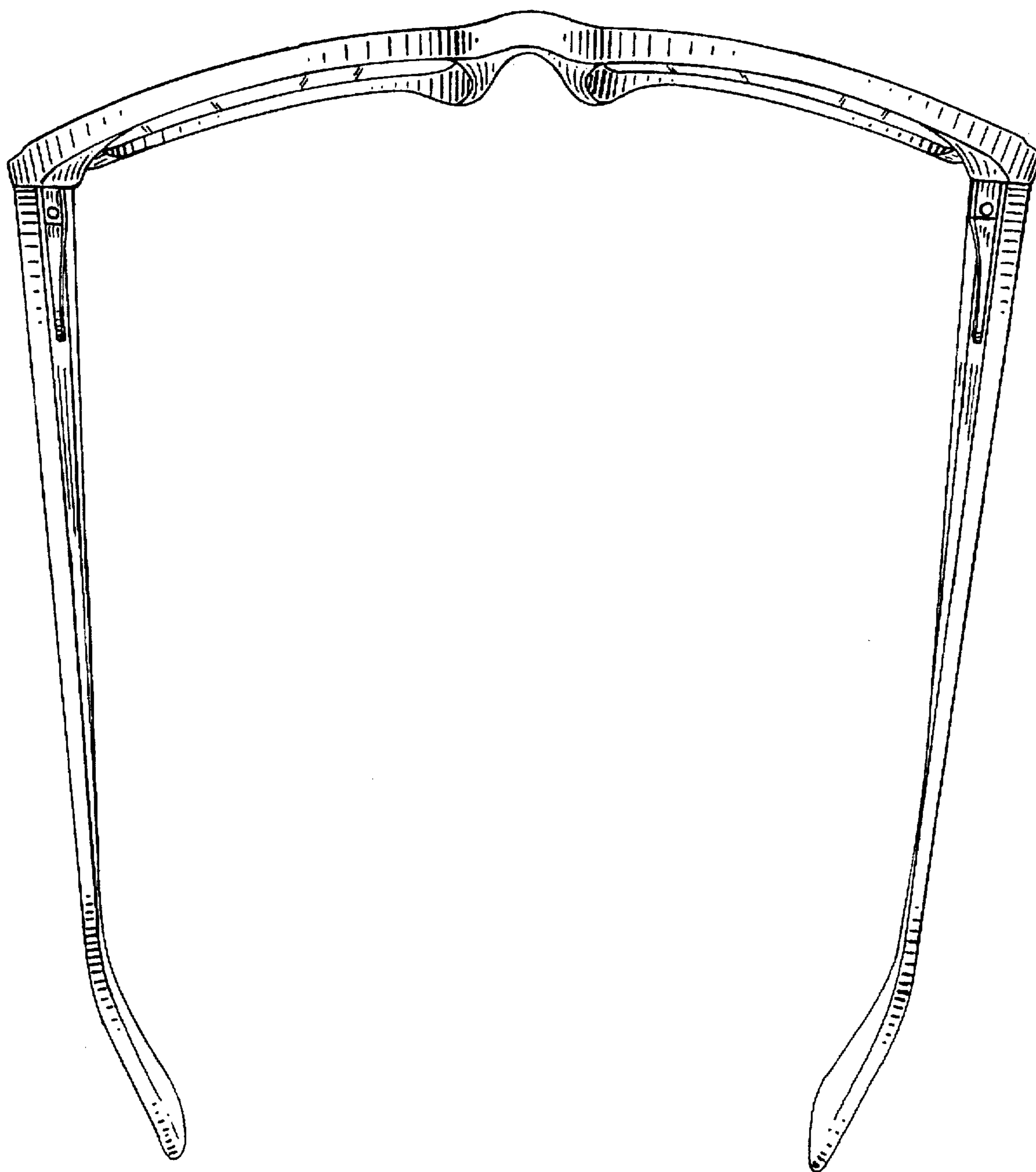


FIG. 1

FIG. 2



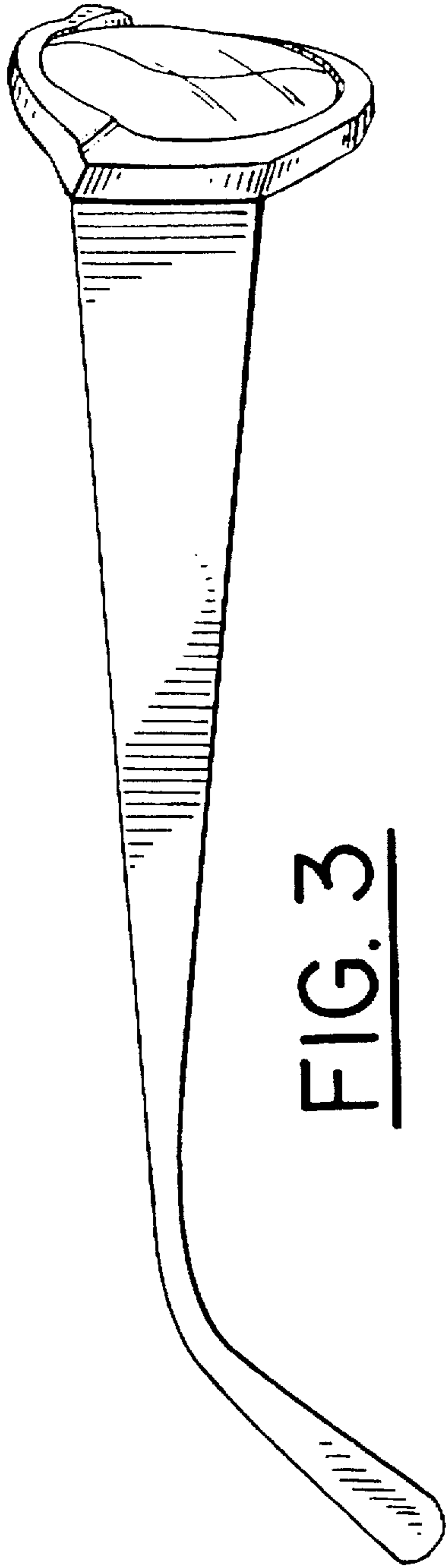
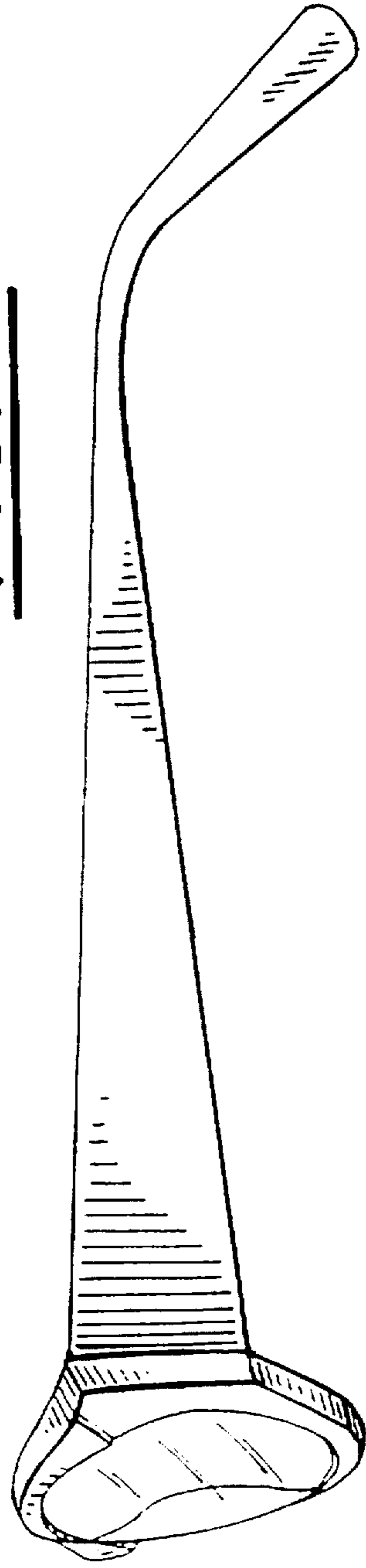


FIG. 3

FIG. 4



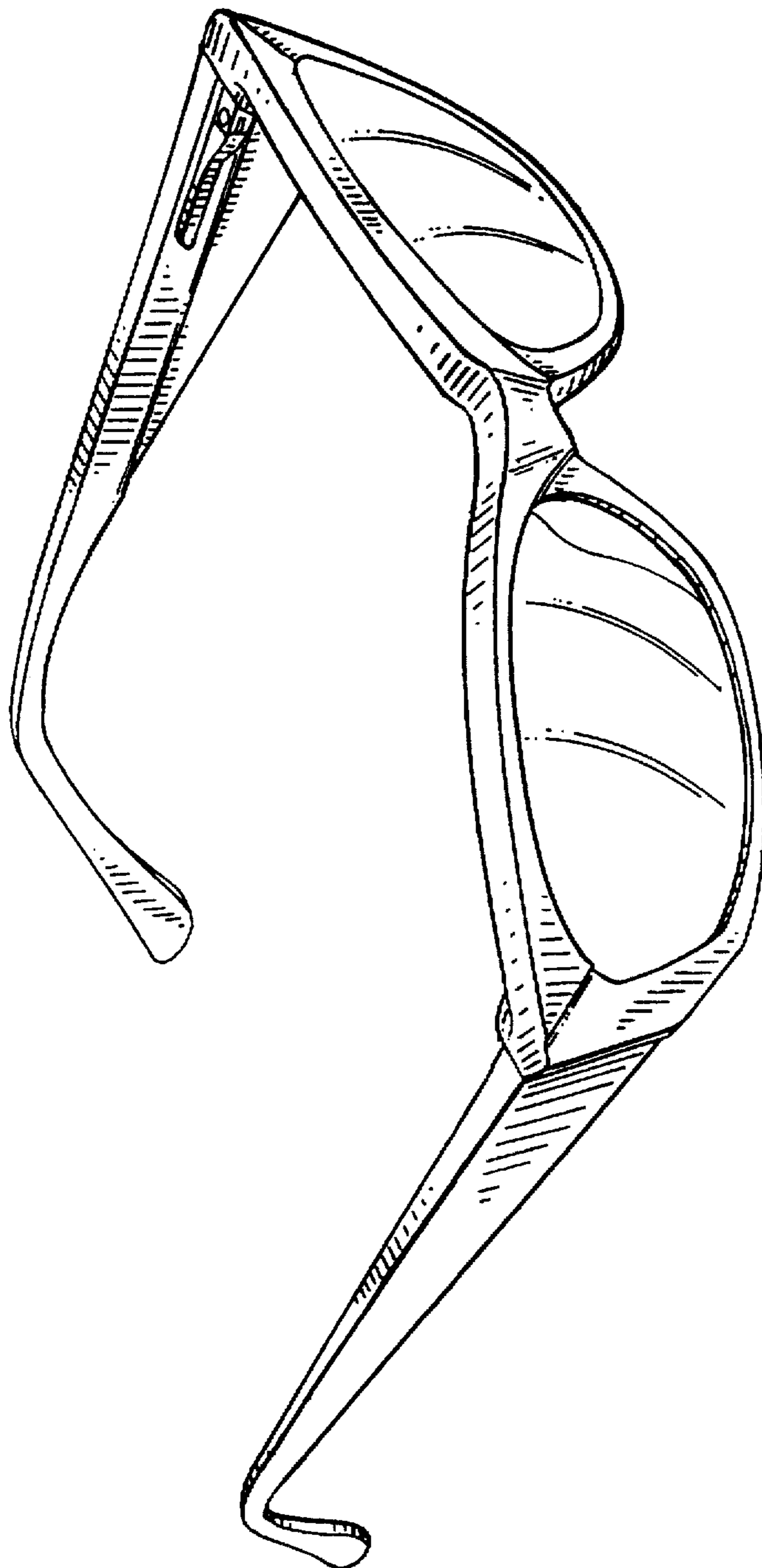


FIG. 5

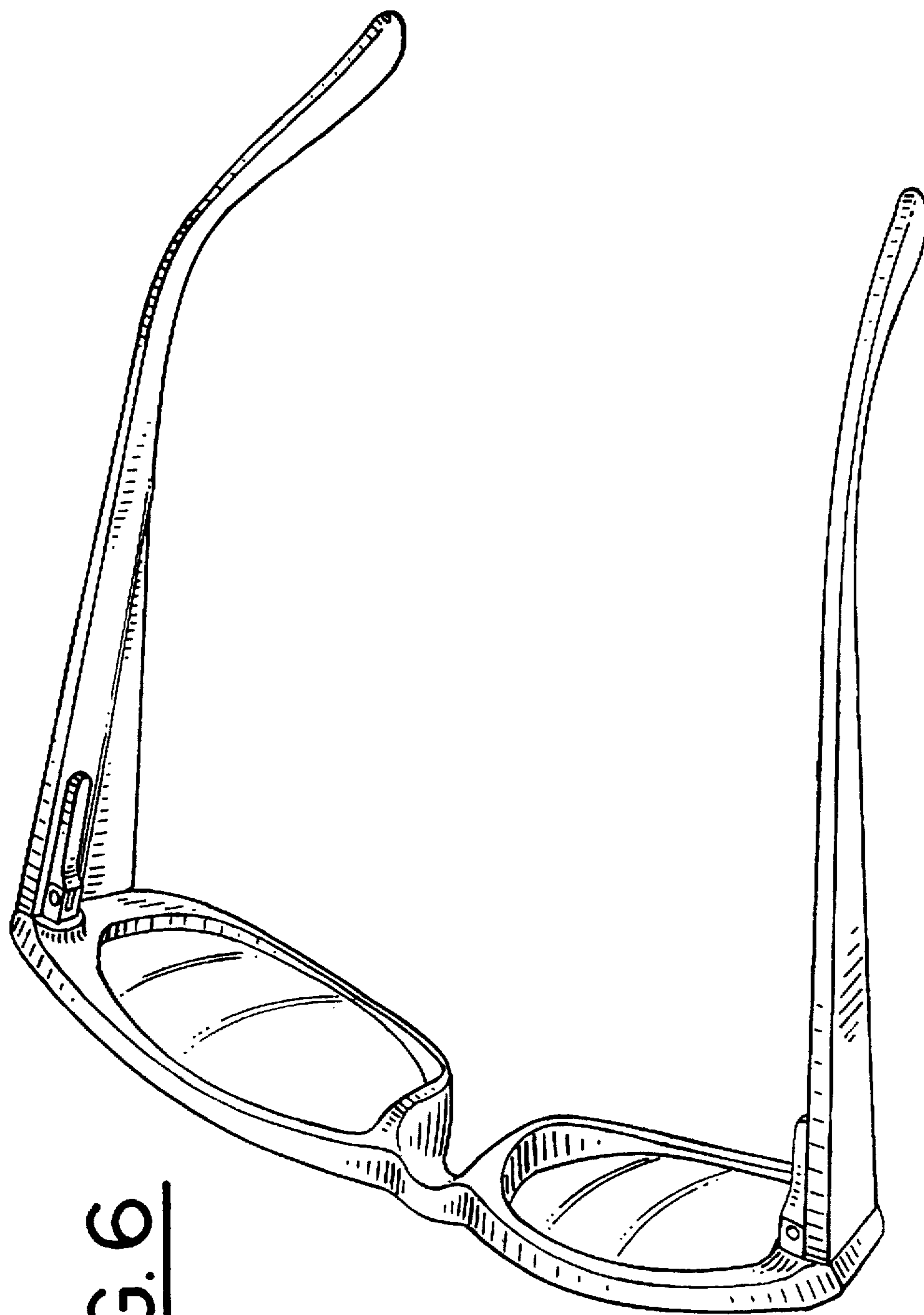


FIG. 6