



US00D394413S

**United States Patent** [19]  
**Barnes**

[11] **Patent Number:** **Des. 394,413**  
[45] **Date of Patent:** **\*\*May 19, 1998**

[54] **CHARM**  
[76] **Inventor:** **Debra Louise Barnes**, 225 Foy Ave.,  
Florence, Ala. 35630  
[\*\*] **Term:** **14 Years**  
[21] **Appl. No.:** **72,742**  
[22] **Filed:** **Jun. 30, 1997**  
[51] **LOC (6) Cl.** ..... **11-01**  
[52] **U.S. Cl.** ..... **D11/81**  
[58] **Field of Search** ..... D11/1-2, 40, 43-45,  
D11/47-49, 53-56, 75, 79-86, 99-103;  
63/1.1, 2, 18-20

[56] **References Cited**  
**U.S. PATENT DOCUMENTS**  
D. 130,575 12/1941 Silson ..... D11/53  
D. 242,644 12/1976 Spruck ..... D11/81  
D. 283,409 4/1986 Hergert ..... D11/81  
D. 328,380 7/1992 Skomski ..... D11/63


*Primary Examiner*—Ralf Seifert  
*Attorney, Agent, or Firm*—Chambliss, Bahner & Stophel,  
P.C.

[57] **CLAIM**  
The ornamental design for a charm, as described and shown.

**DESCRIPTION**  
FIG. 1 is a perspective view of the first embodiment of the  
charm of my new design;

FIG. 2 is a front view of the first embodiment of the charm  
of my new design;  
FIG. 3 is a rear view of the first embodiment of the charm  
of my new design;  
FIG. 4 is a side view of the first embodiment of the charm  
of my new design, as viewed from the left side of FIG. 2;  
FIG. 5 is a side view of the first embodiment of the charm  
of my new design, as viewed from the right side of FIG. 2;  
FIG. 6 is a top view of the first embodiment of the charm of  
my new design;  
FIG. 7 is a bottom view of the first embodiment of the charm  
of my new design;  
FIG. 8 is a perspective view of the second embodiment of  
the charm of my new design;  
FIG. 9 is a front view of the second embodiment of the  
charm of my new design;  
FIG. 10 is a rear view of the second embodiment of the  
charm of my new design;  
FIG. 11 is a side view of the second embodiment of the  
charm of my new design, as viewed from the left side of  
FIG. 9;  
FIG. 12 is a side view of the second embodiment of the  
charm of my new design, as viewed from the right side of  
FIG. 9;  
FIG. 13 is a top view of the second embodiment of the charm  
of my new design; and,  
FIG. 14 is a bottom view of the second embodiment of the  
charm of my new design.

1 Claim, 8 Drawing Sheets






FIGURE 1




FIGURE 2




FIGURE 3



FIGURE 4



FIGURE 5



FIGURE 6



FIGURE 7




FIGURE 8




FIGURE 9




FIGURE 10





FIGURE 11



FIGURE 12



FIGURE 13



FIGURE 14