



US00D394407S

# United States Patent [19]

Meisner et al.

[11] Patent Number: **Des. 394,407**

[45] Date of Patent: **\*\*May 19, 1998**

[54] **CLAMPING JAWS FOR A WORKBENCH**

5,493,767 2/1996 Susnjara ..... 269/303 X  
5,657,971 8/1997 Williams ..... 269/303 X

[75] Inventors: **Edward H. Meisner**, Short Hill, N.J.;  
**Keith Kristiansen**, Stratford, Conn.

### FOREIGN PATENT DOCUMENTS

[73] Assignee: **Black & Decker Inc.**, Newark, Del.

0332906 5/1993 European Pat. Off. .  
8617771 9/1987 Germany .  
3844625 8/1989 Germany .  
295 14 292 12/1996 Germany .

[\*\*] Term: **14 Years**

*Primary Examiner*—Antoine Duval Davis  
*Attorney, Agent, or Firm*—Charles E. Yocum; Dennis A. Dearing; John D. Del Ponti

[21] Appl. No.: **57,907**

[22] Filed: **Aug. 2, 1996**

[51] **LOC (6) Cl.** ..... **10-04**

[57] **CLAIM**

[52] **U.S. Cl.** ..... **D10/64; D15/141**

The ornamental design for clamping jaws for a workbench, as shown and described.

[58] **Field of Search** ..... D10/64; D15/141;  
269/307, 303, 315, 900, 317; 83/886, 466,  
468, 565, 879, 882, 468.2, 468.4, 468.6,  
468.7; 144/371, 135.2, 136.1, 253.1, 253.2,  
286.5; 409/219

### DESCRIPTION

### [56] References Cited

#### U.S. PATENT DOCUMENTS

4,116,426 9/1978 Kessler .  
4,939,968 7/1990 Stoof .  
4,972,749 11/1990 Grove .  
5,063,983 11/1991 Barry .  
5,064,321 11/1991 Barnes .  
5,386,654 2/1995 Kroenke .  
5,458,171 10/1995 Ward .  
5,487,536 1/1996 McEachin .

FIG. 1 is a top perspective view of a preferred embodiment of clamping jaws for a workbench in accordance with the present invention;

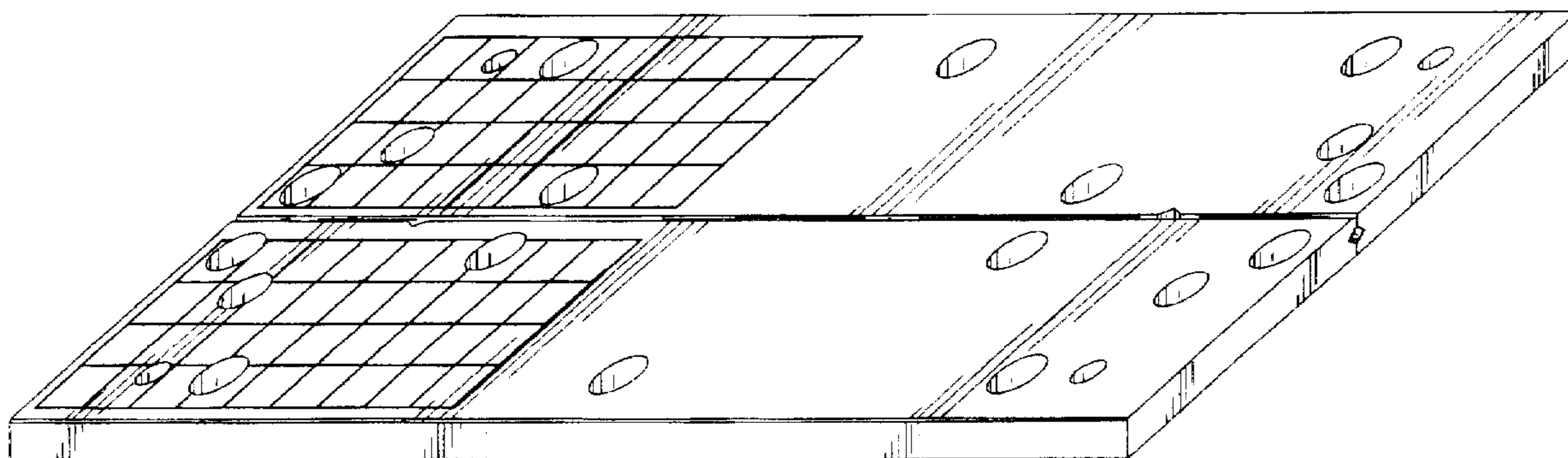
FIG. 2 is a top plan view of the clamping jaws for a workbench of FIG. 1;

FIG. 3 is a bottom plan view of the clamping jaws for a workbench of FIG. 1;

FIG. 4 is an end view of the clamping jaws for a workbench of FIG. 1, the other end being a mirror image thereof;

FIG. 5 is a side view of the clamping jaws for a workbench of FIG. 1, the other side being a mirror image thereof.

**1 Claim, 4 Drawing Sheets**



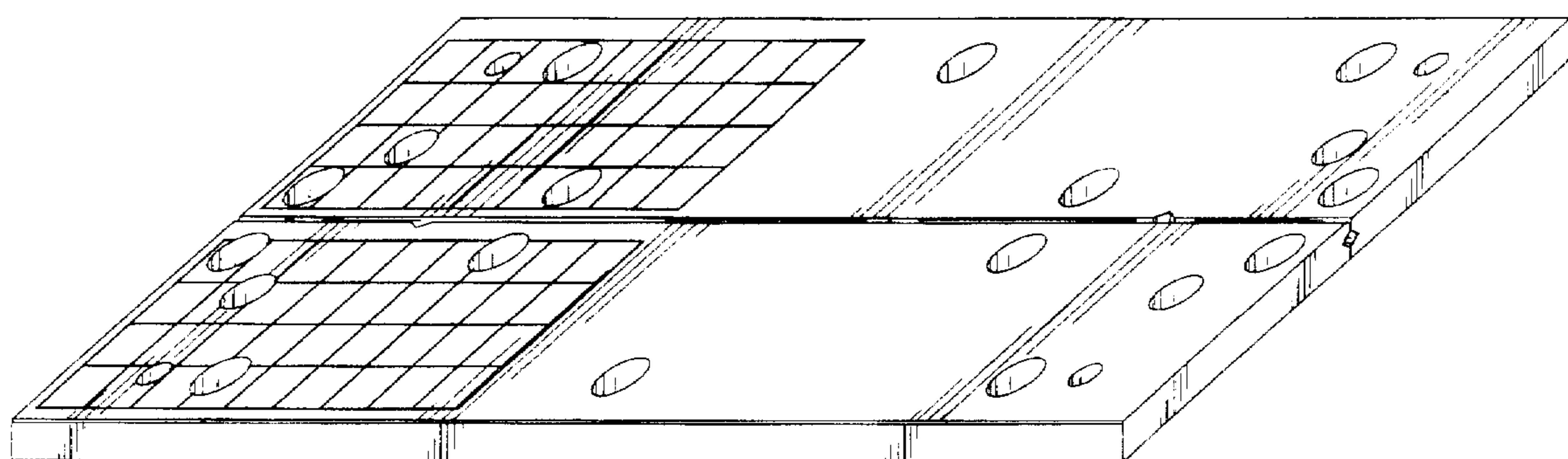


FIG. 1

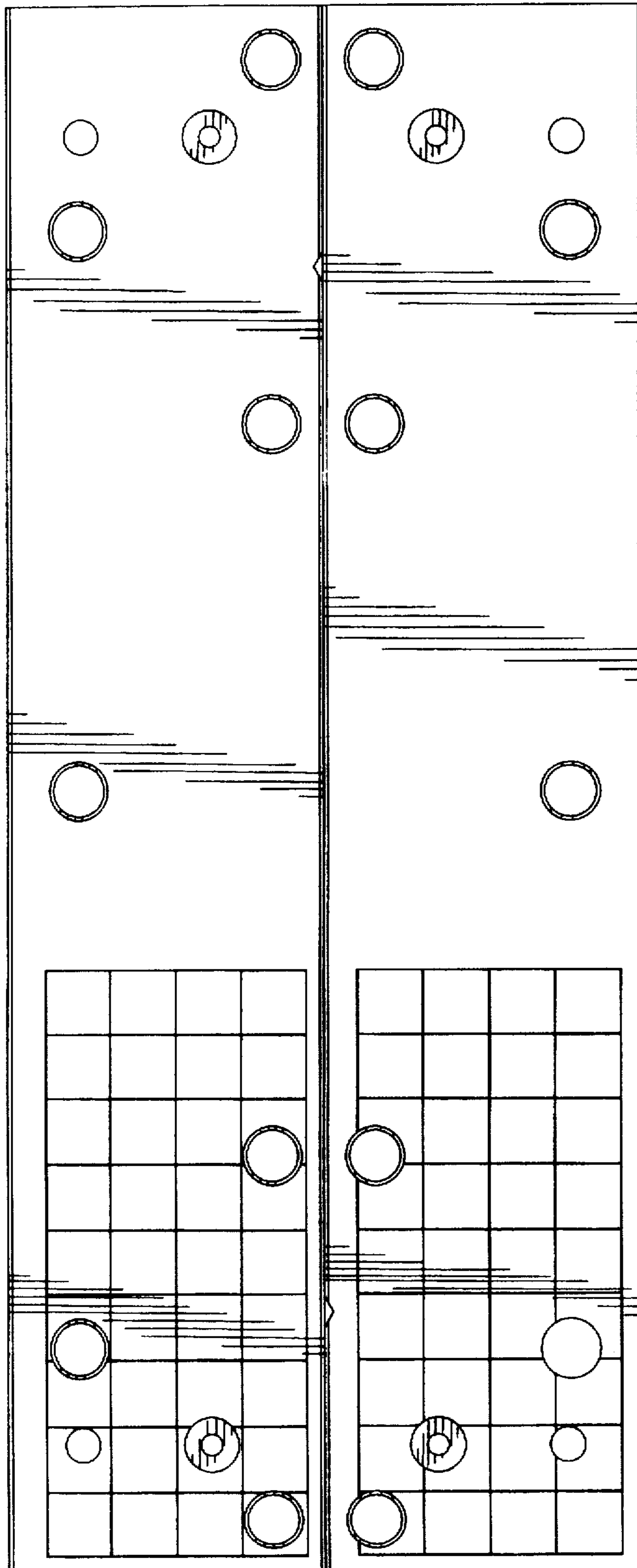


FIG. 2

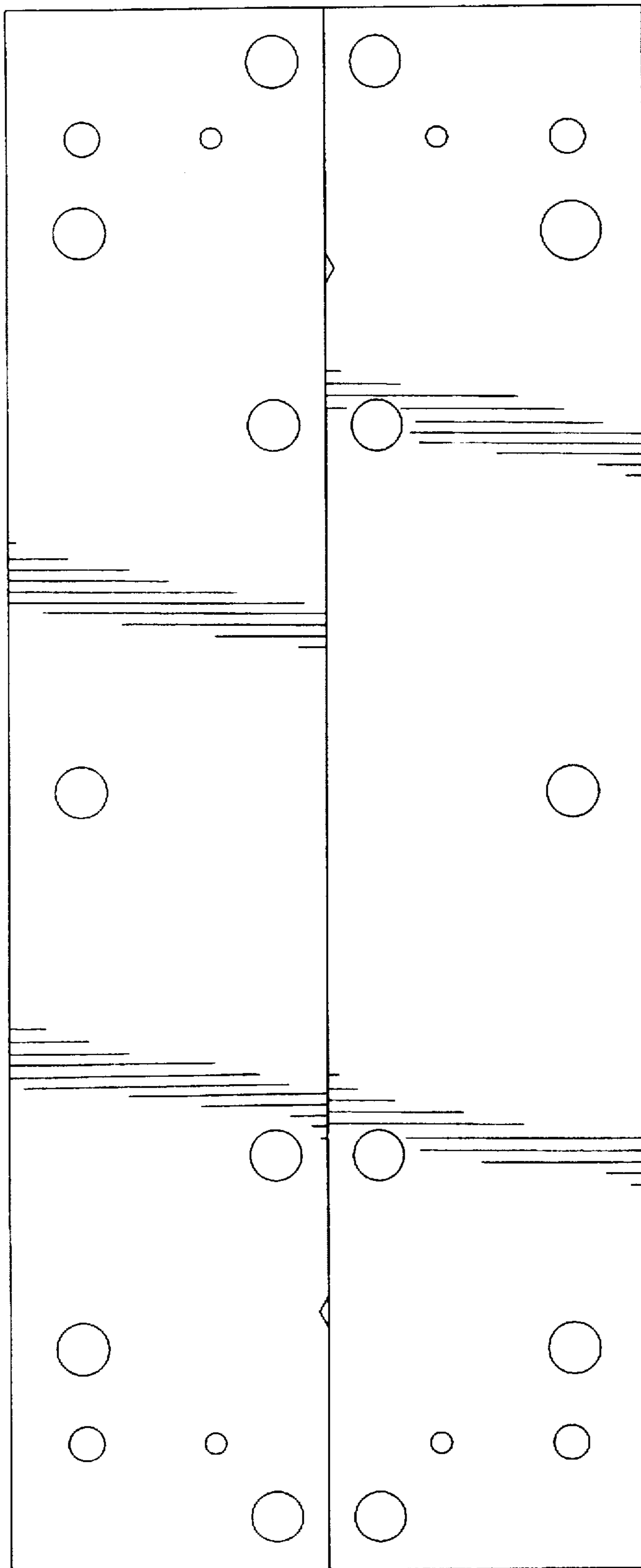


FIG. 3



FIG. 4




FIG. 5