



US00D394401S

United States Patent [19]

[11] Patent Number: **Des. 394,401**

Moriai et al.

[45] Date of Patent: ****May 19, 1998**

[54] WATCH CASE

D. 339,749	9/1993	Ishizaka	D10/38
D. 349,247	8/1994	Sugita	D10/38
D. 361,284	8/1995	Nakai	D10/38
D. 365,282	12/1995	Chodat	D10/30
D. 370,857	6/1996	Goto	D10/38

[75] Inventors: **Ryusuke Moriai**, Fussa; **Kazuyasu Kojima**, Tachikawa, both of Japan

[73] Assignee: **Casio Computer Co., Ltd.**, Tokyo, Japan

Primary Examiner—Nelson C. Holtje
Attorney, Agent, or Firm—Frishauf, Holtz, Goodman, Langer & Chick

[**] Term: **14 Years**

[57] CLAIM

[21] Appl. No.: **74,878**

The ornamental design for a watch case, as shown.

[22] Filed: **Aug. 11, 1997**

DESCRIPTION

[51] LOC (6) Cl. **10-02**

FIG. 1 is a front elevational view of a watch case showing our new design;

[52] U.S. Cl. **D10/30; D10/38**

FIG. 2 is a right side elevational view thereof;

[58] Field of Search **D10/1-40, 122-132; 368/280-282, 276-277, 28-30, 285, 239-242, 82-84, 41-44**

FIG. 3 is a left side elevational view thereof;

FIG. 4 is a top plan view thereof;

FIG. 5 is a bottom plan view thereof;

FIG. 6 is a rear elevational view thereof; and,

FIG. 7 is a perspective view thereof.

[56] References Cited

U.S. PATENT DOCUMENTS

D. 327,450 6/1992 Nakai D10/38

1 Claim, 2 Drawing Sheets

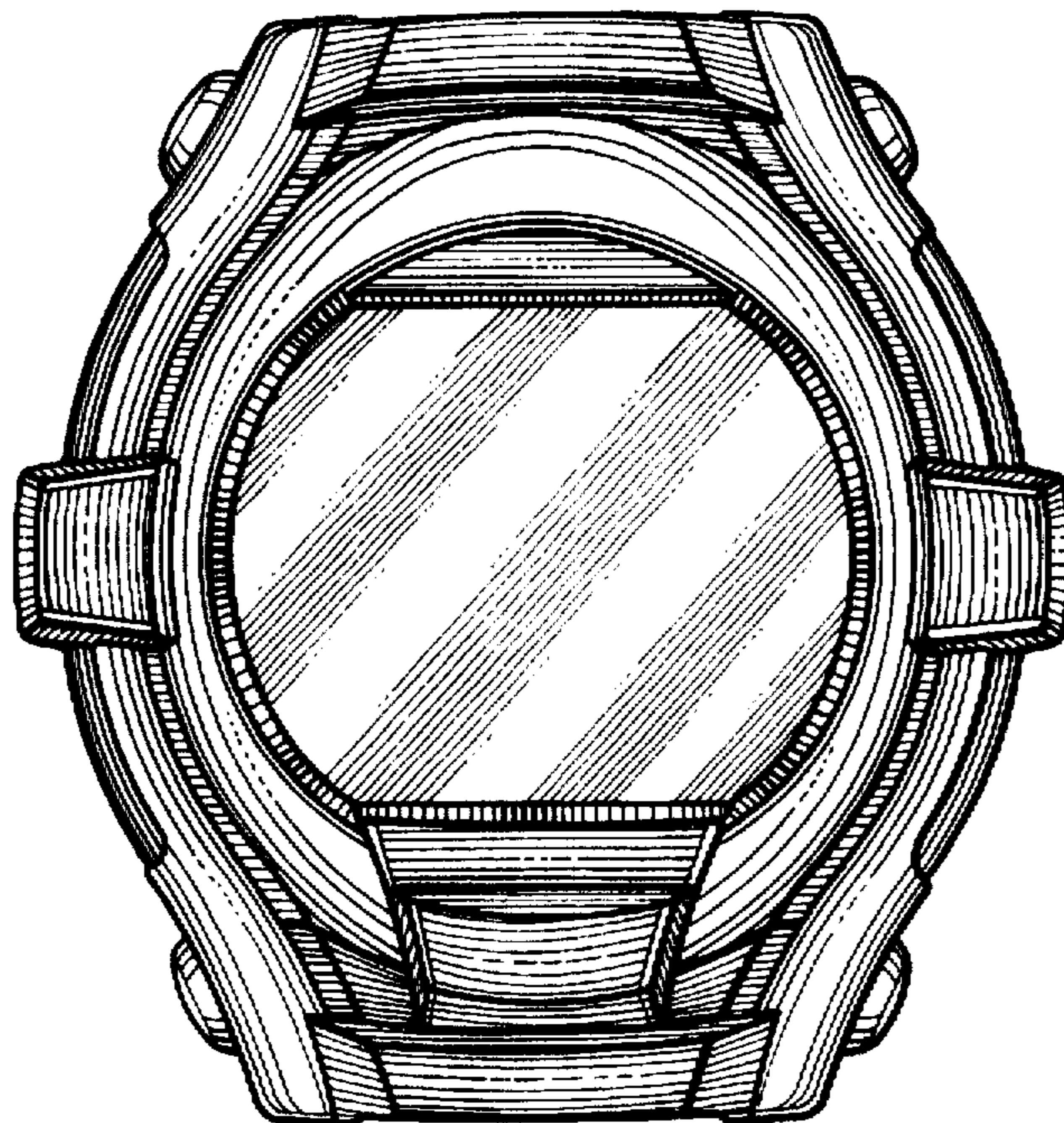


FIG. 4

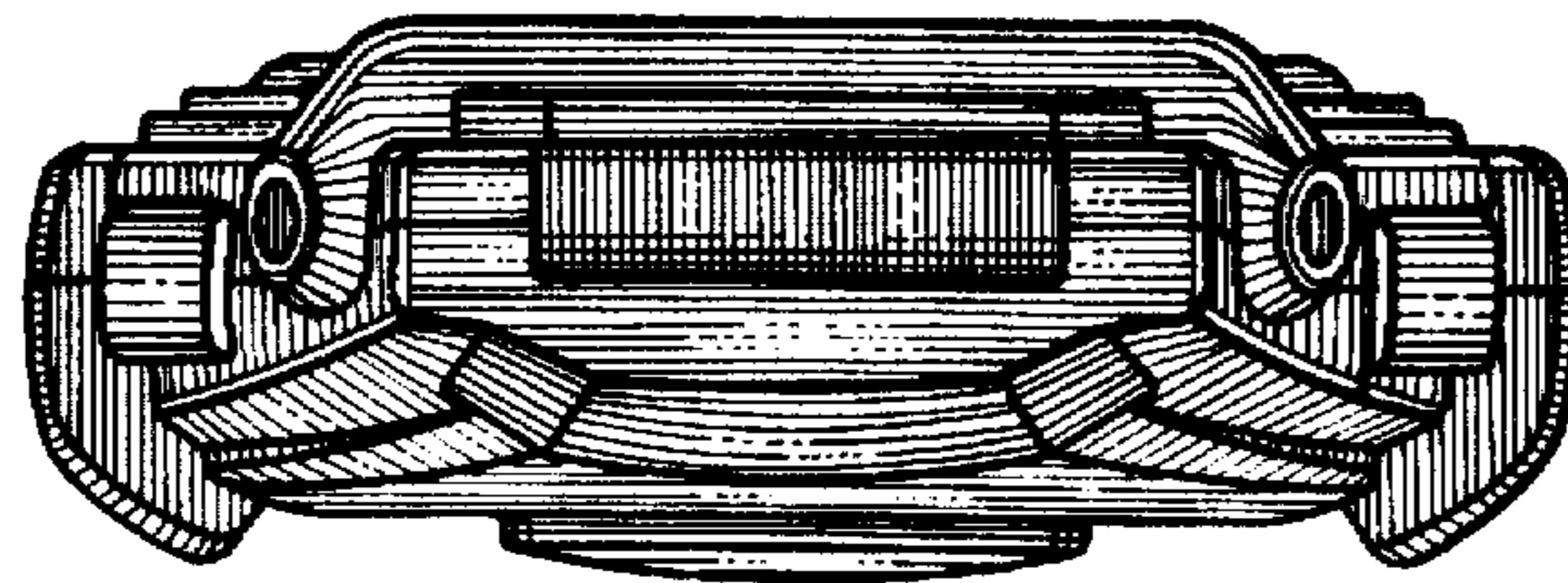


FIG. 3




FIG. 1

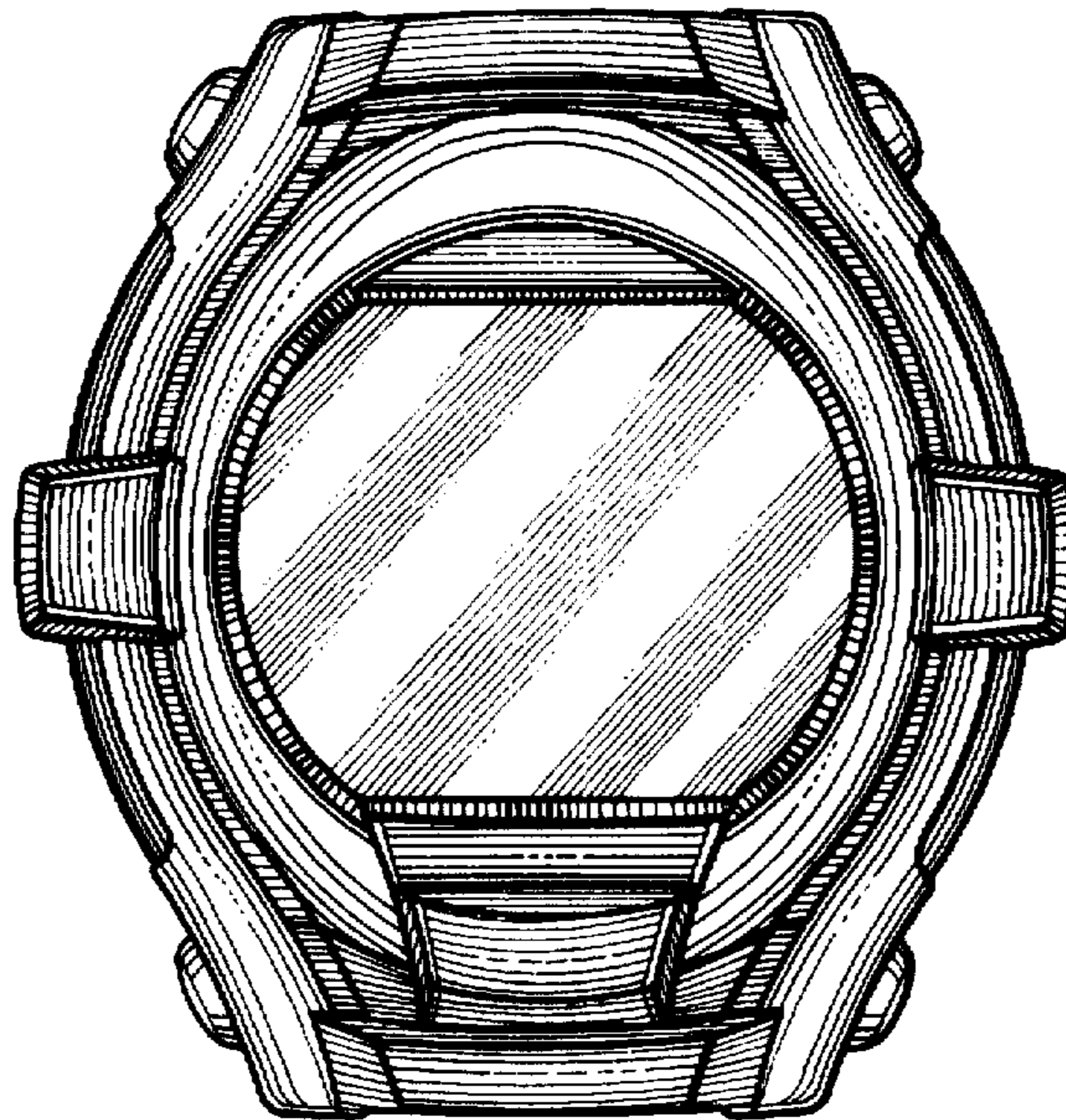


FIG. 2




FIG. 5




FIG. 6

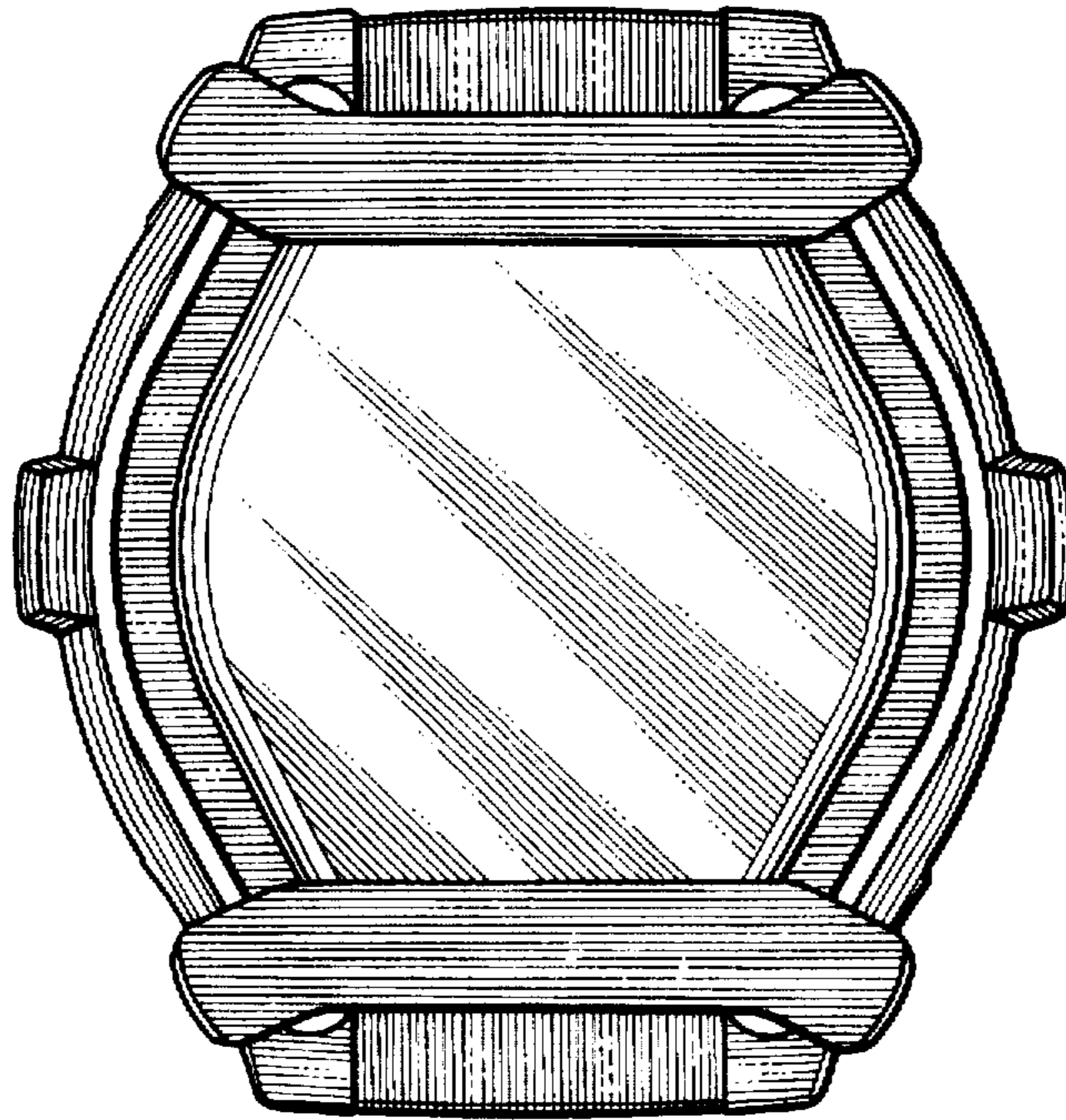


FIG. 7

