



US00D394393S

United States Patent [19]
Kojima

[11] **Patent Number: Des. 394,393**

[45] **Date of Patent: **May 19, 1998**

[54] **WATCH CASE**

[75] **Inventor: Kazuyasu Kojima, Tachikawa, Japan**

[73] **Assignee: Casio Computer Co., Ltd., Tokyo, Japan**

[**] **Term: 14 Years**

[21] **Appl. No.: 74,863**

[22] **Filed: Aug. 11, 1997**

[51] **LOC (6) Cl. 10-02**

[52] **U.S. Cl. D10/30; D10/38**

[58] **Field of Search D10/1-40, 122-132;
368/280-282, 276-277, 28-30, 285, 239-242,
82-84, 41-44**

[56] **References Cited**

U.S. PATENT DOCUMENTS

D. 327,450 6/1992 Nakai D10/38
D. 339,749 9/1993 Ishizaka D10/38

D. 349,247 8/1994 Sugita D10/38
D. 361,284 8/1995 Nakai D10/38
D. 365,282 12/1995 Chudat D10/30
D. 370,857 6/1996 Goto D10/38

Primary Examiner—Nelson C. Holtje
Attorney, Agent, or Firm—Frishauf, Holtz, Goodman,
Langer & Chick

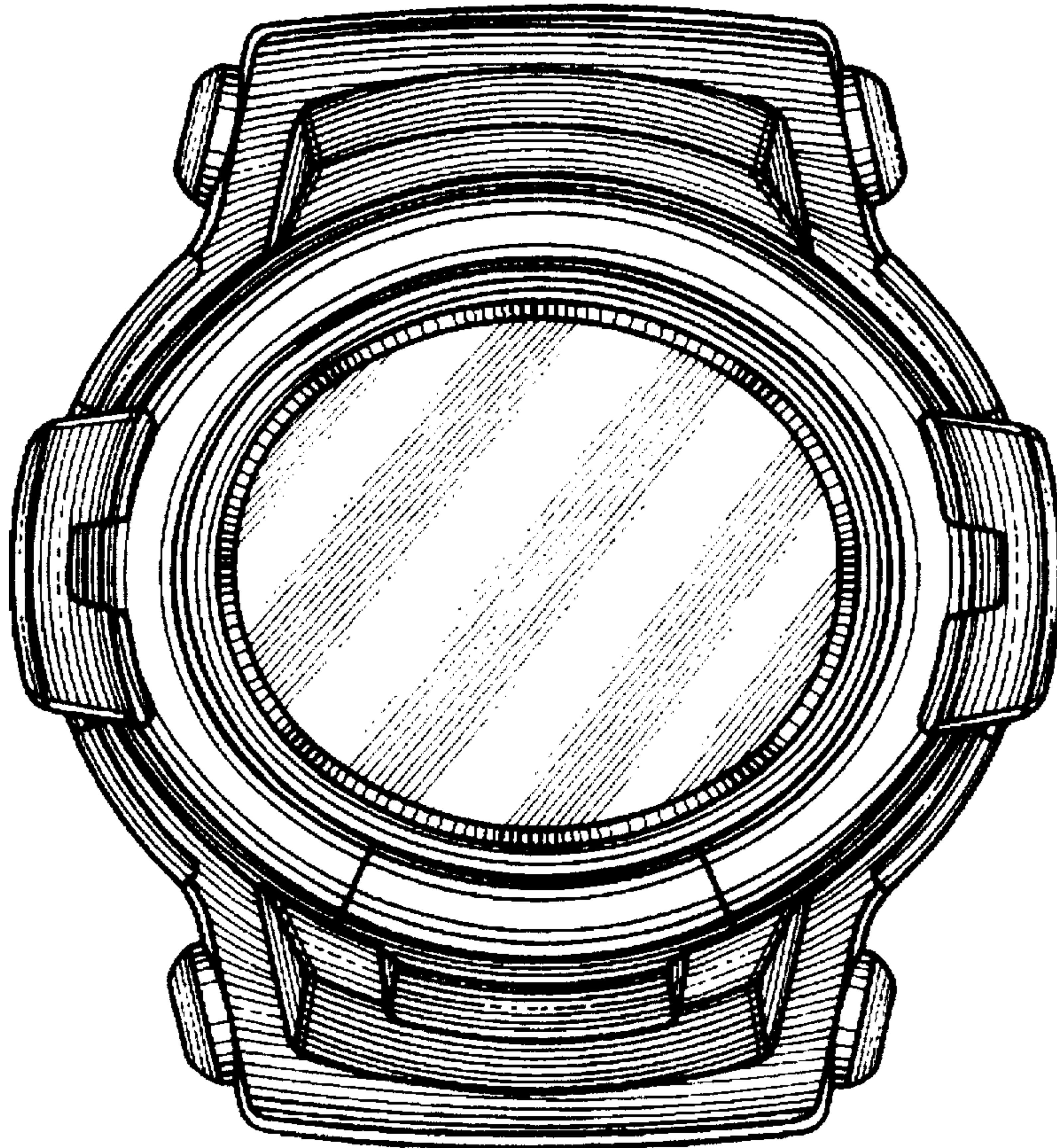
[57] **CLAIM**

The ornamental design for a watch case, as shown.

DESCRIPTION

FIG. 1 is a front elevational view of a watch case showing my new design;
FIG. 2 is a right side elevational view thereof;
FIG. 3 is a left side elevational view thereof;
FIG. 4 is a top plan view thereof;
FIG. 5 is a bottom plan view thereof;
FIG. 6 is a rear elevational view thereof; and,
FIG. 7 is a perspective view thereof.

1 Claim, 2 Drawing Sheets






FIG. 4

FIG. 3

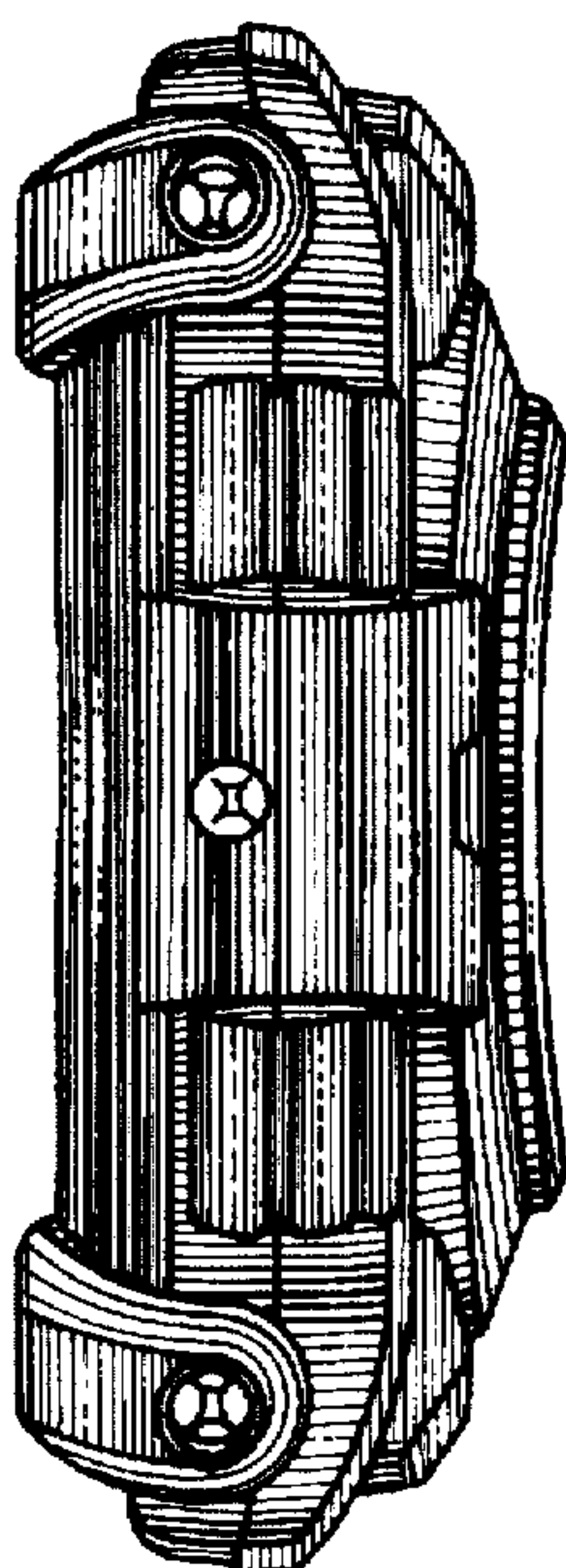


FIG. 1




FIG. 2

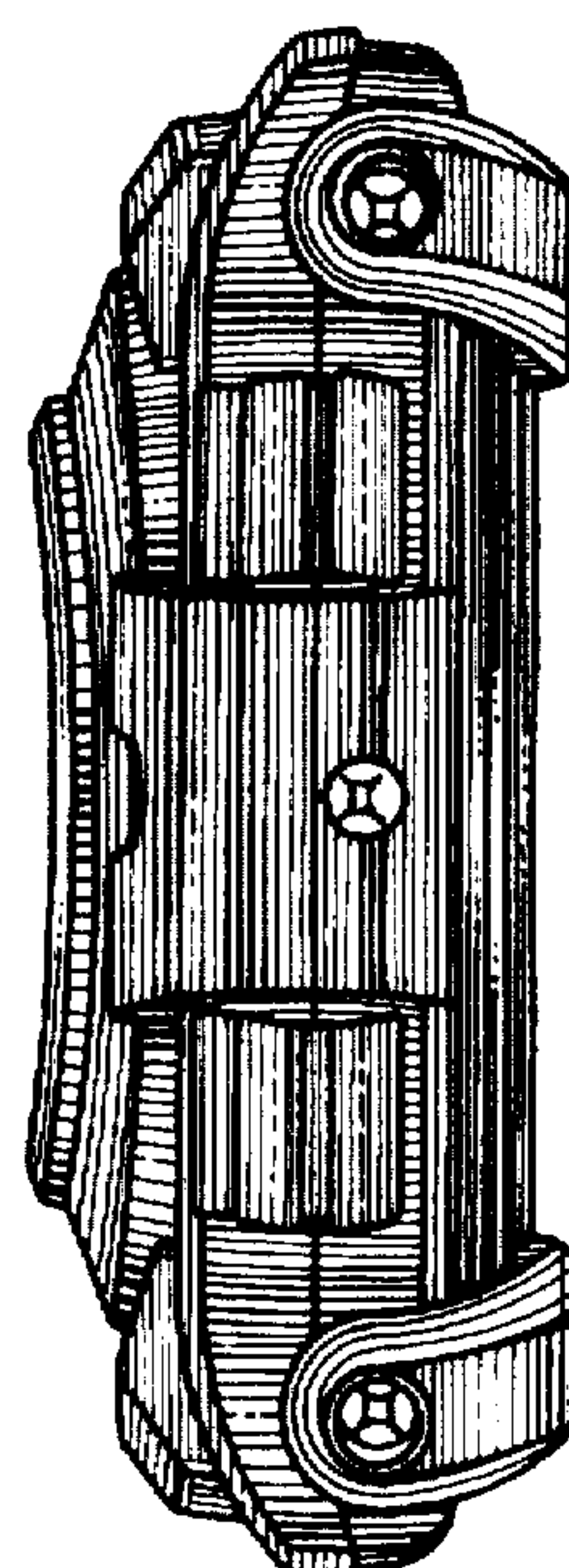



FIG. 5



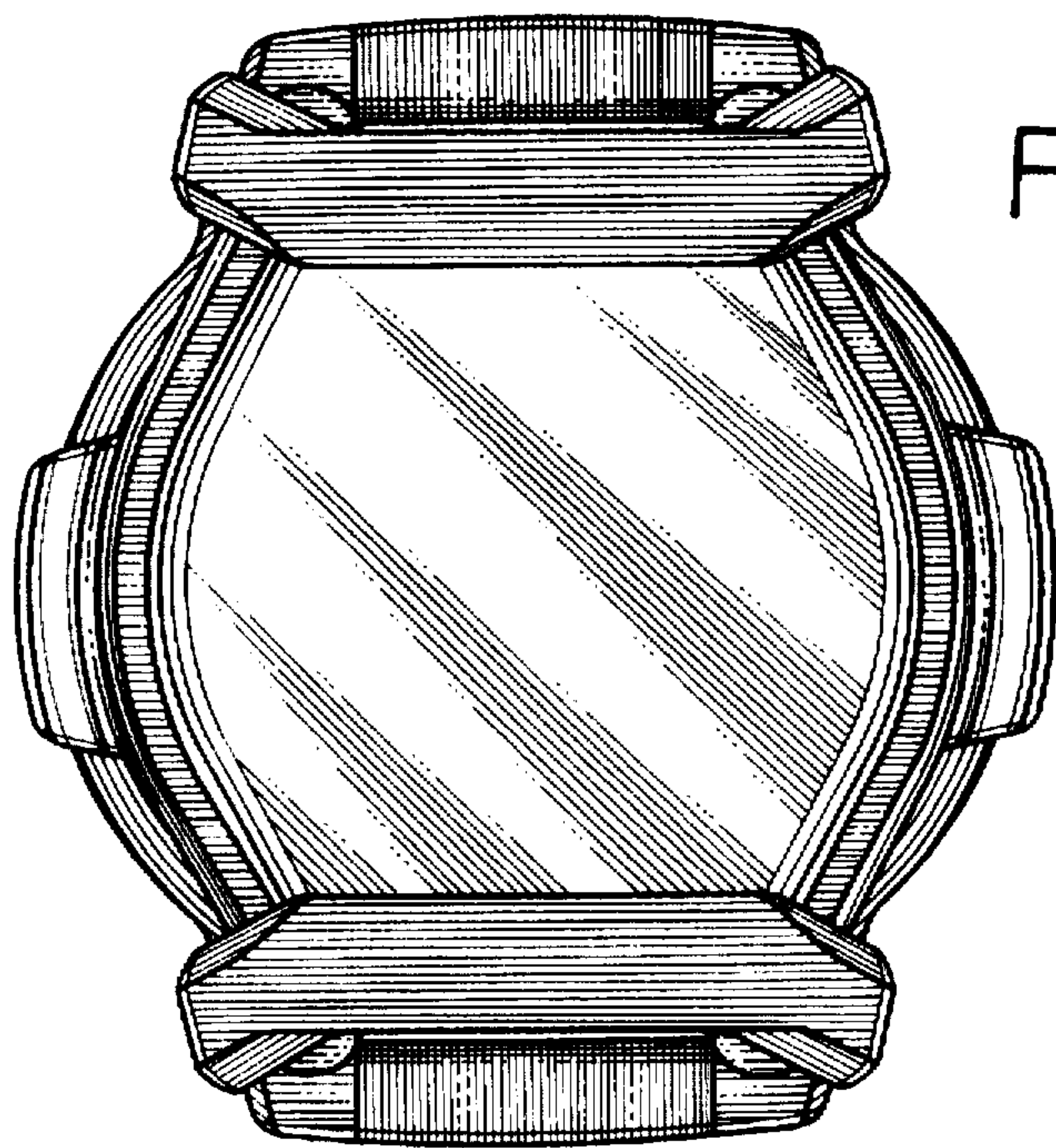


FIG. 6

FIG. 7

