



US00D394392S

United States Patent [19]

[11] Patent Number: **Des. 394,392**

Bruce et al.

[45] Date of Patent: ****May 19, 1998**

[54] **LOWER LEFT QUADRANT OF A WATCH HOUSING**

[75] Inventors: **Robert M. Bruce**, San Francisco; **Brett C. Lovelady**, Saratoga; **Kyle N. Swen**, Campbell, all of Calif.

[73] Assignee: **Nike, Inc.**, Beaverton, Oreg.

[**] Term: **14 Years**

[21] Appl. No.: **64,373**

[22] Filed: **Dec. 30, 1996**

[51] **LOC (6) Cl.** **10-02**

[52] **U.S. Cl.** **D10/30; D10/38**

[58] **Field of Search** **D10/1-40, 12-132; 368/280-282, 276-277, 28-30, 285, 239-242, 82-84, 41-44**

[56] **References Cited**

U.S. PATENT DOCUMENTS

D. 269,546	6/1983	Rogers et al. .	
D. 310,333	9/1990	Fong	D10/32
D. 313,356	1/1991	Aikawa	D10/21
D. 317,577	6/1991	Iziss	D10/30
D. 324,340	3/1992	Houlihan .	

(List continued on next page.)

FOREIGN PATENT DOCUMENTS

62-239081 A	10/1987	Japan .
136091	1/1930	Switzerland .
196015	2/1938	Switzerland .
247762	3/1947	Switzerland .
343946	7/1960	Switzerland .
2125993	3/1984	United Kingdom .
DMO29451	6/1993	WIPO .

OTHER PUBLICATIONS

"NDESTRUKT 100" drawing, circa Sep. 1995.

Accessories—May 1988 p. 225 Watch.

Jeweler's Circular—Keystone—Apr. 1988, p 59—watches at top.

European Jeweler (U.Z) —Aug. 1986—p. 84—watches at bottom.

Swiss Watch Jewelry Journal—Feb. 1977 p. 222—watch at top—left.

Primary Examiner—Nelson C. Holtje
Attorney, Agent, or Firm—Klarquist Sparkman Campbell Leigh & Whinston, LLP

[57] **CLAIM**

The ornamental design for a lower left quadrant of a watch housing, as shown and described.

DESCRIPTION

FIG. 1 is a top view of a lower left quadrant of a watch housing in accordance with our invention;

FIG. 2 is a left side elevation view of the lower left quadrant of FIG. 1;

FIG. 3 is a bottom view of the lower left quadrant of FIG. 1;

FIG. 4 is a front view of the lower left quadrant of FIG. 1;

FIG. 5 is a top view of a second embodiment of a lower left quadrant of a watch housing in accordance with our invention;

FIG. 6 is a left side elevation view of the lower left quadrant of FIG. 5;

FIG. 7 is a bottom view of the lower left quadrant of FIG. 5;

FIG. 8 is a front view of the lower left quadrant of FIG. 5;

FIG. 9 is a top view of a third embodiment of a lower left quadrant of a watch housing in accordance with our invention;

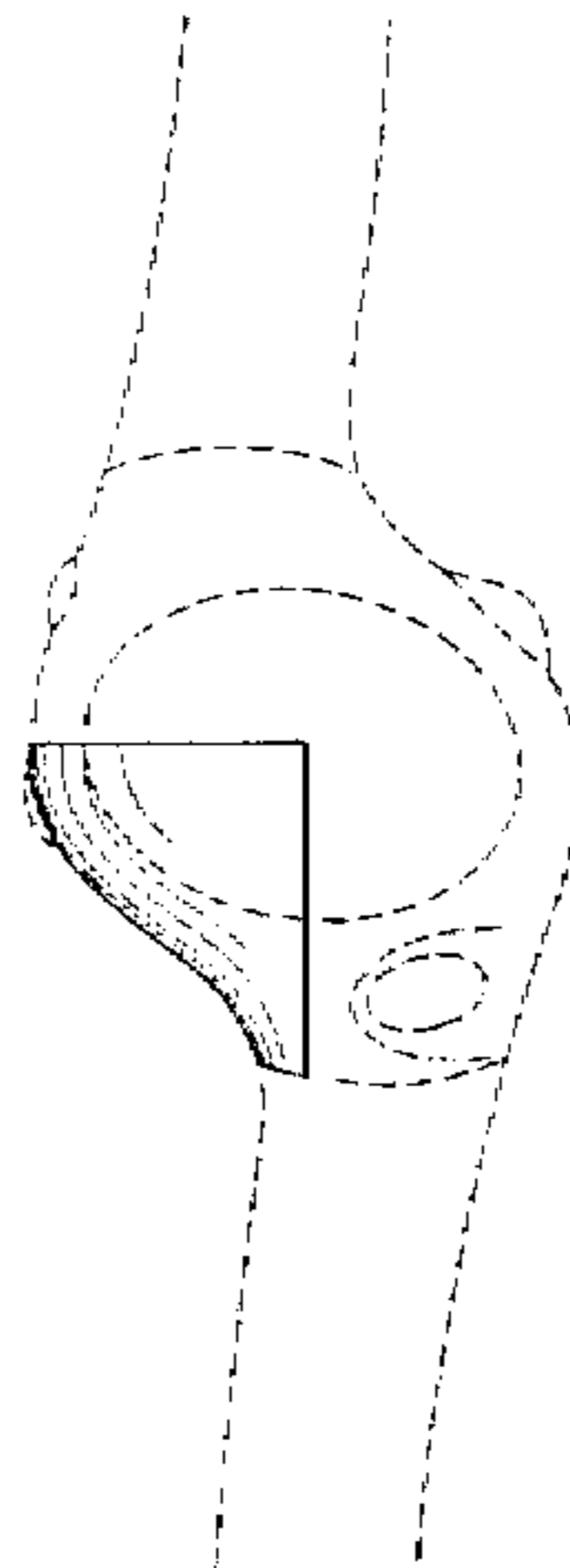
FIG. 10 is a left side elevation view of the lower left quadrant of FIG. 9;

FIG. 11 is a bottom view of the lower left quadrant of FIG. 9; and,

FIG. 12 is a front view of the lower left quadrant of FIG. 9.

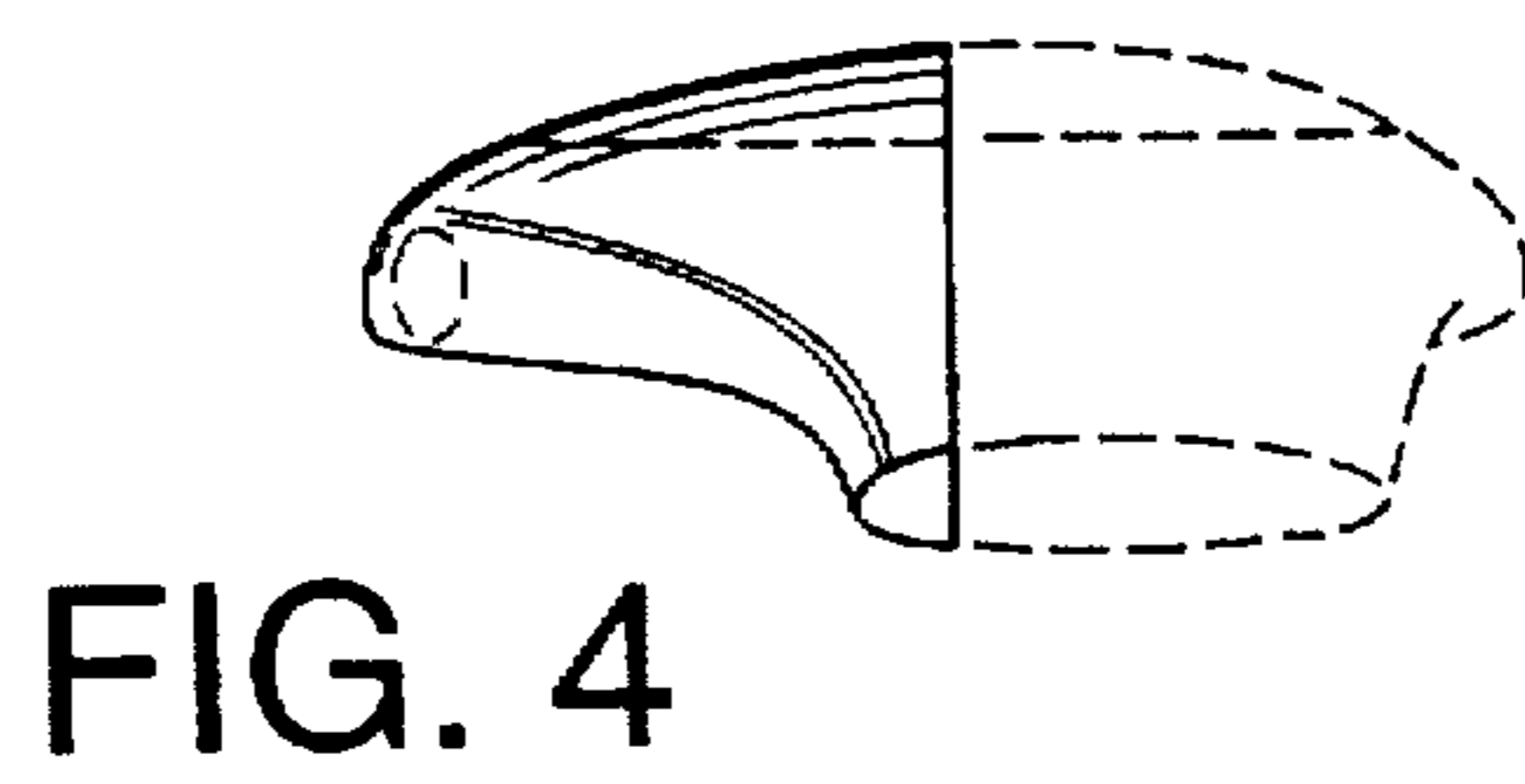
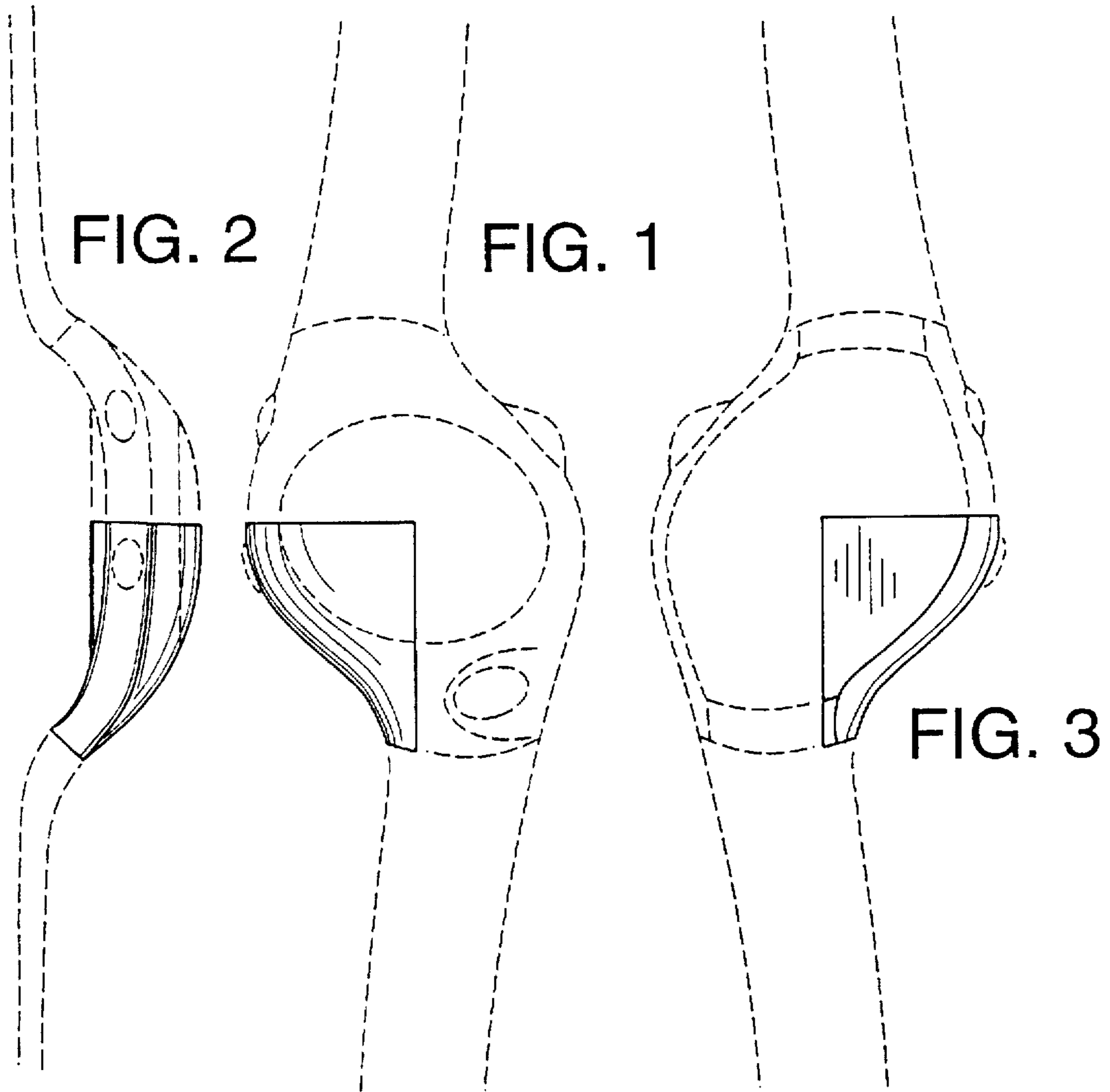
The broken lines show the remainder of the watch housing, including buttons and a display, and watch bands for illustrative purposes only and form no part of the claimed design.

1 Claim, 3 Drawing Sheets



U.S. PATENT DOCUMENTS

D. 324,341	3/1992	Houlihan .		D. 341,092	11/1993	Wild .	
D. 327,652	7/1992	Brodman	D10/30	D. 360,834	8/1995	Miziguchi	D10/30
D. 330,166	10/1992	Park .		D. 362,622	9/1995	Muller	D10/30
D. 333,274	2/1993	Brodman	D10/30	D. 376,986	12/1996	Uzawa	D10/38
D. 333,987	3/1993	Sugibutyashi	D10/30	2,482,660	9/1949	Dewey .	
D. 339,072	9/1993	Peckham et al. .		2,840,286	6/1958	Schermerhorn .	
				4,897,826	1/1990	Rigberg et al. .	
				5,117,406	5/1992	Sullivan .	



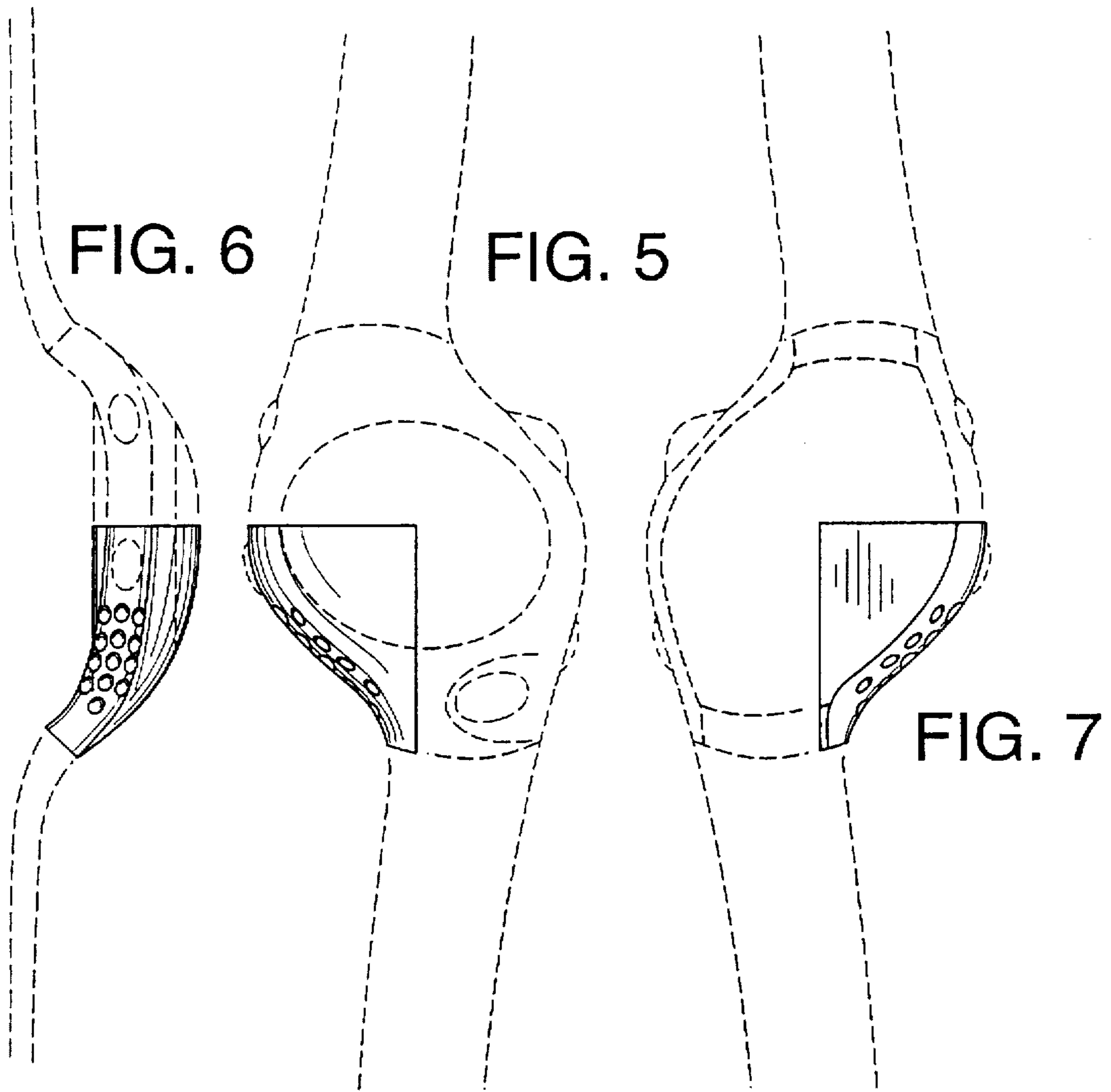
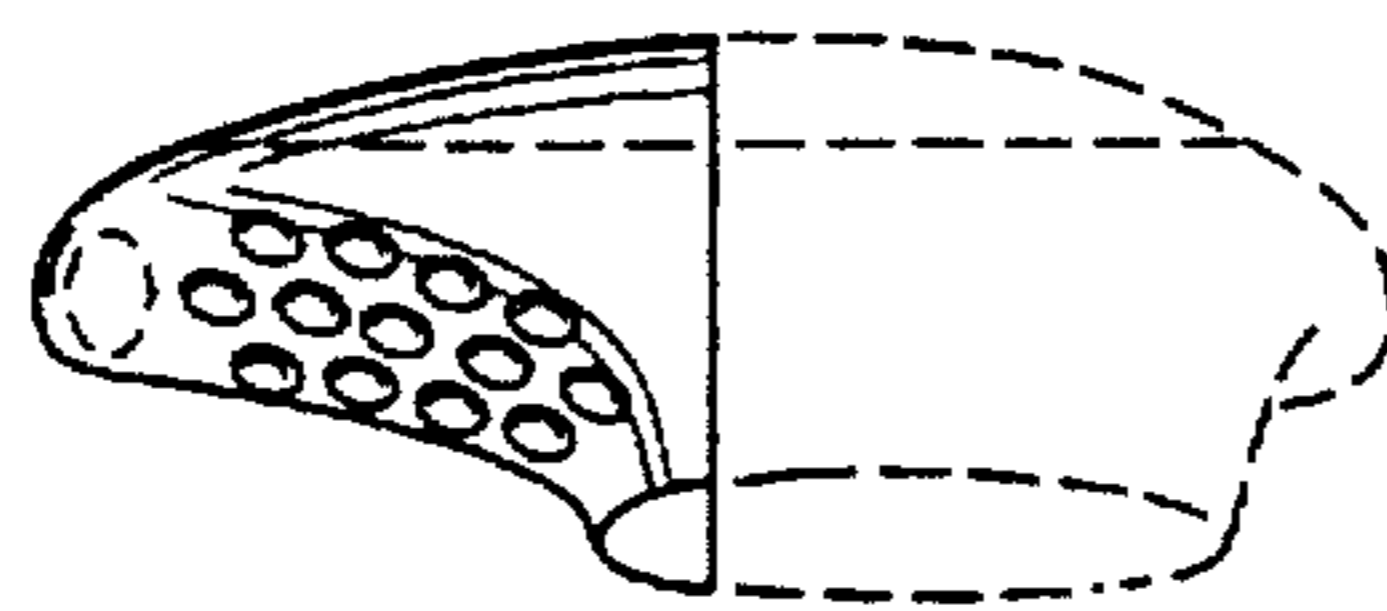


FIG. 8



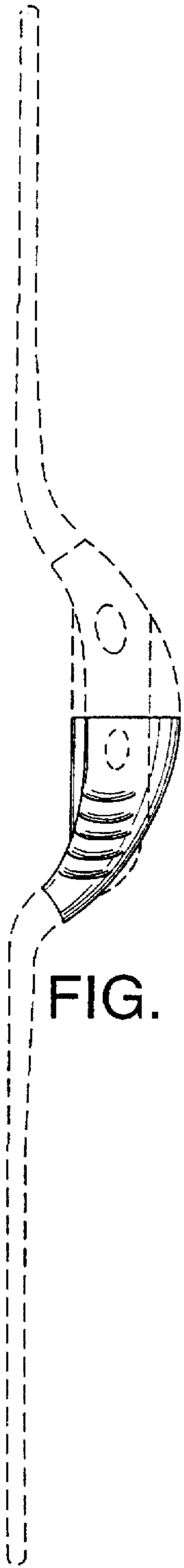


FIG. 10

FIG. 9

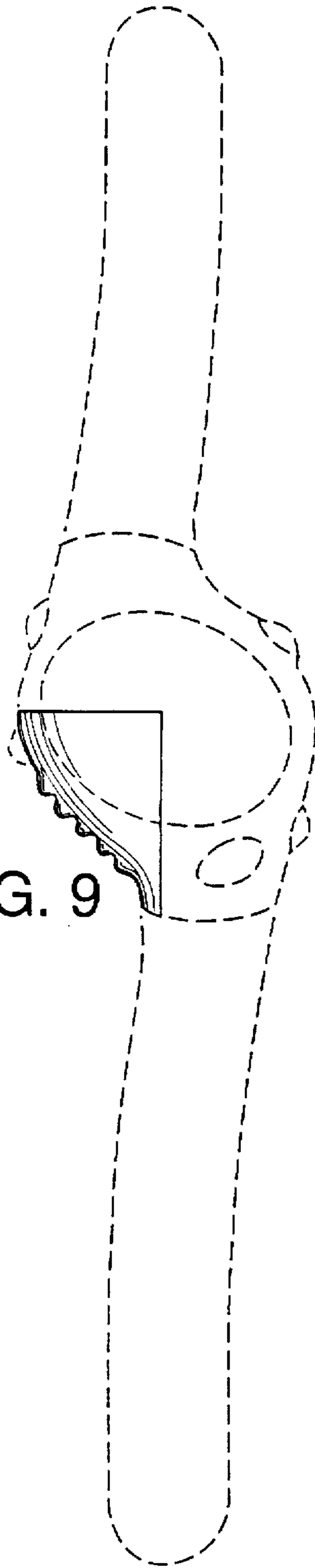


FIG. 12

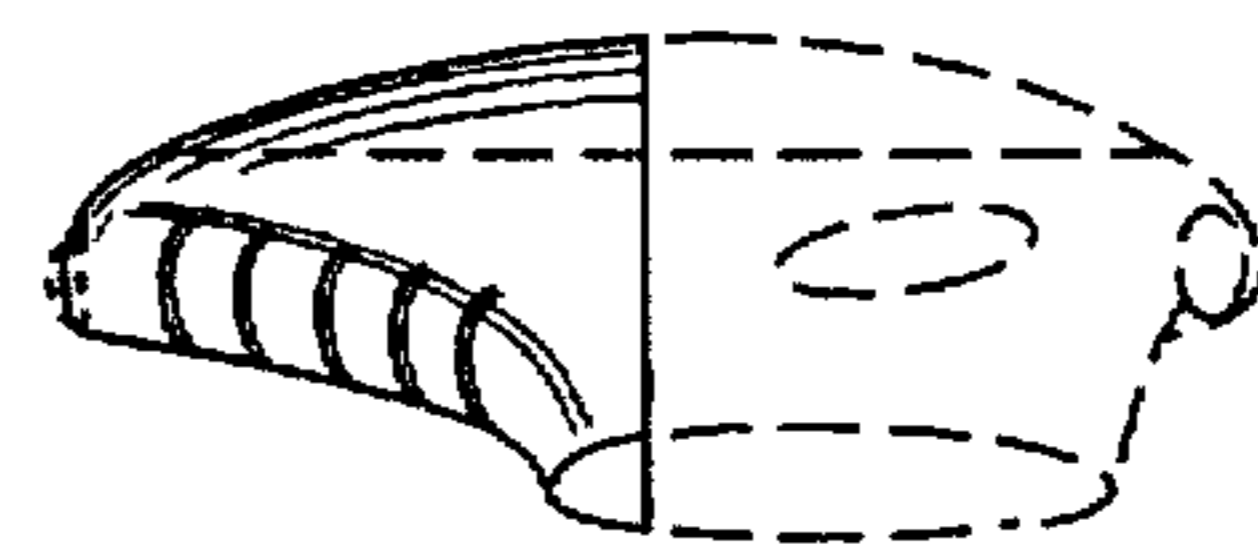


FIG. 11

