



US00D394391S

# United States Patent [19]

[11] Patent Number: Des. 394,391

Bruce et al.

[45] Date of Patent: \*\*May 19, 1998

## [54] WATCH HOUSING

[75] Inventors: **Robert M. Bruce**, San Francisco; **Brett C. Lovelady**, Saratoga; **Kyle N. Swen**, Campbell, all of Calif.

[73] Assignee: **Nike, Inc.**, Beaverton, Oreg.

[\*\*] Term: **14 Years**

[21] Appl. No.: **64,363**

[22] Filed: **Dec. 30, 1996**

[51] LOC (6) Cl. .... **10-02**

[52] U.S. Cl. .... **D10/30; D10/38**

[58] Field of Search ..... **D10/1-40, 122-132; 368/280-282, 276-277, 28-30, 285, 239-242, 82-84, 41-44**

## [56] References Cited

### U.S. PATENT DOCUMENTS

D. 269,546	6/1983	Rogers et al. .	
D. 310,333	9/1990	Fong .....	D10/32
D. 317,577	6/1991	Eiss .....	D10/30
D. 324,340	3/1992	Houlihan .	
D. 324,341	3/1992	Houlihan .	
D. 330,166	10/1992	Park .	
D. 333,987	3/1993	Sugibayashi .....	D10/30
D. 339,072	9/1993	Peckham et al. .	
D. 341,092	11/1993	Wild .	
D. 360,834	8/1995	Fumiziguchi .....	D10/30
D. 362,629	9/1995	Muller .....	D10/30
D. 376,986	12/1996	Uzawa .....	D10/38
2,482,660	9/1949	Dewey .	
2,840,286	6/1958	Schermerhorn .	
4,897,826	1/1990	Rigberg et al. .	
5,117,406	5/1992	Sullivan .	

## FOREIGN PATENT DOCUMENTS

62-239081A	10/1987	Japan .
136091	1/1930	Switzerland .
196015	2/1935	Switzerland .
247762	3/1947	Switzerland .
343946	7/1960	Switzerland .
2125993	3/1984	United Kingdom .
DM29451	6/1993	WIPO .

## OTHER PUBLICATIONS

"Ndestrukt 100" drawing, circa Sep. 1995.  
Accessories—May, 1988, p. 225. Watch.  
Jeweler's Circular—Keystone—Apr. 1988, p. 34.  
European Jeweler—(U.Z.)—Aug. 1986, p. 84.  
Swiss Watch & Jewelry Journal—Feb. 1977, p. 222.

Primary Examiner—Nelson C. Holtje  
Attorney, Agent, or Firm—Klarquist Sparkman Campbell Leigh & Winston, LLP

## [57] CLAIM

The ornamental design for a watch housing, as shown and described.

## DESCRIPTION

FIG. 1 is a top view of a watch housing in accordance with our invention;  
FIG. 2 is a left side elevation view of the watch housing of FIG. 1;  
FIG. 3 is a right side elevation view of the watch housing of FIG. 1;  
FIG. 4 is a bottom view of the watch housing of FIG. 1;  
FIG. 5 is a front view of the watch housing of FIG. 1; and,  
FIG. 6 is a back view of the watch housing of FIG. 1.  
The broken line showings of a dial in FIGS. 1-3 and 5-6 are environmental only and form no part of the claimed design.

1 Claim, 1 Drawing Sheet

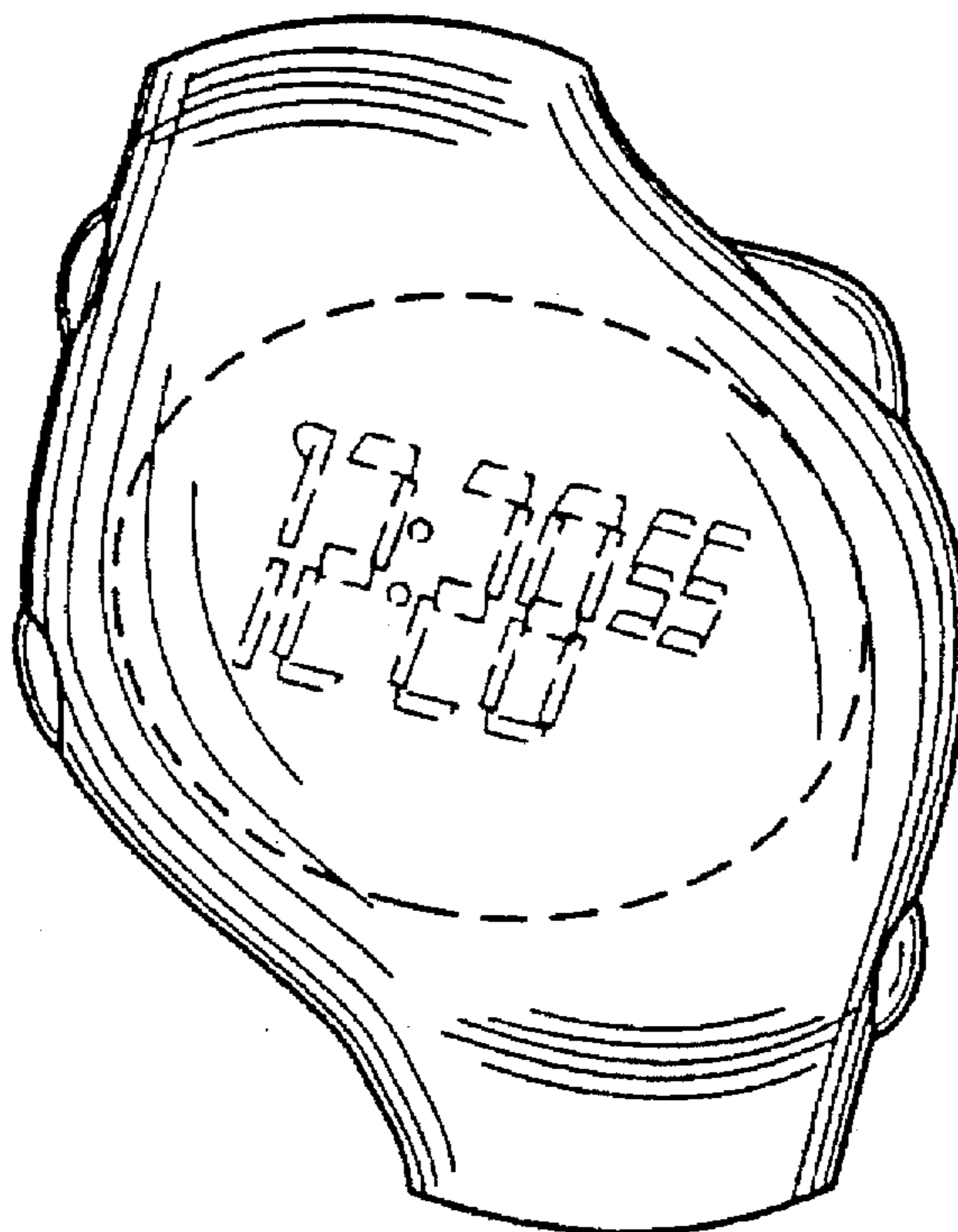


FIG. 2

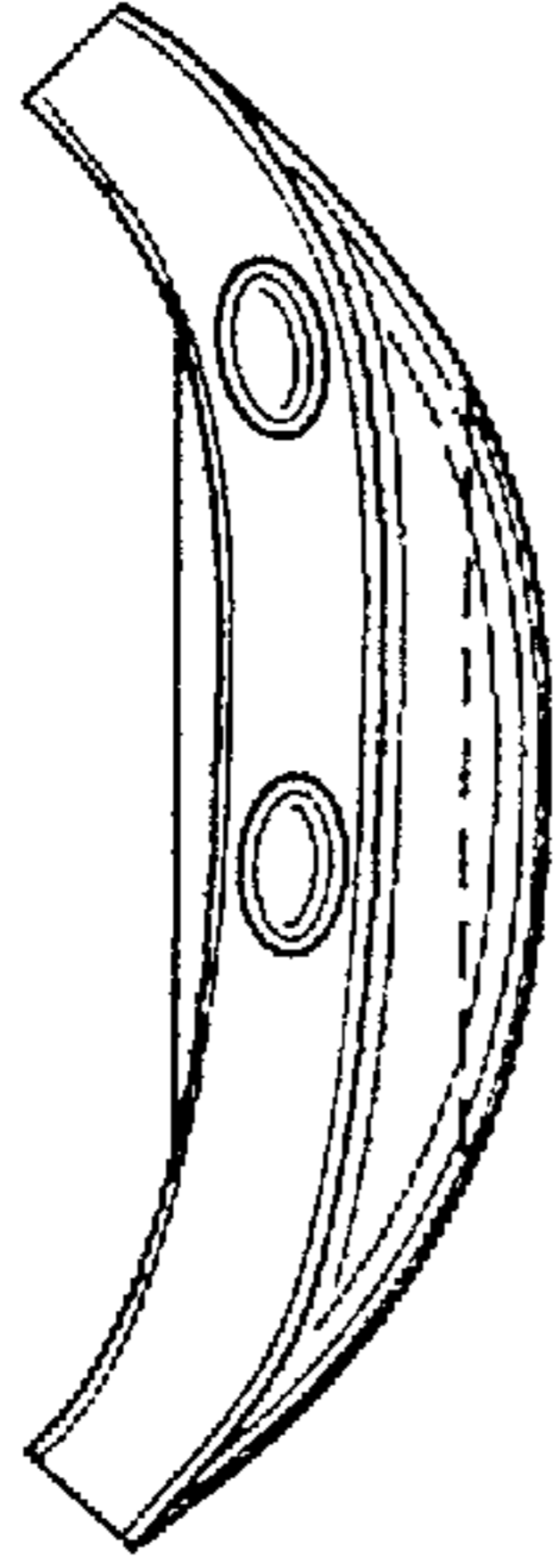


FIG. 1

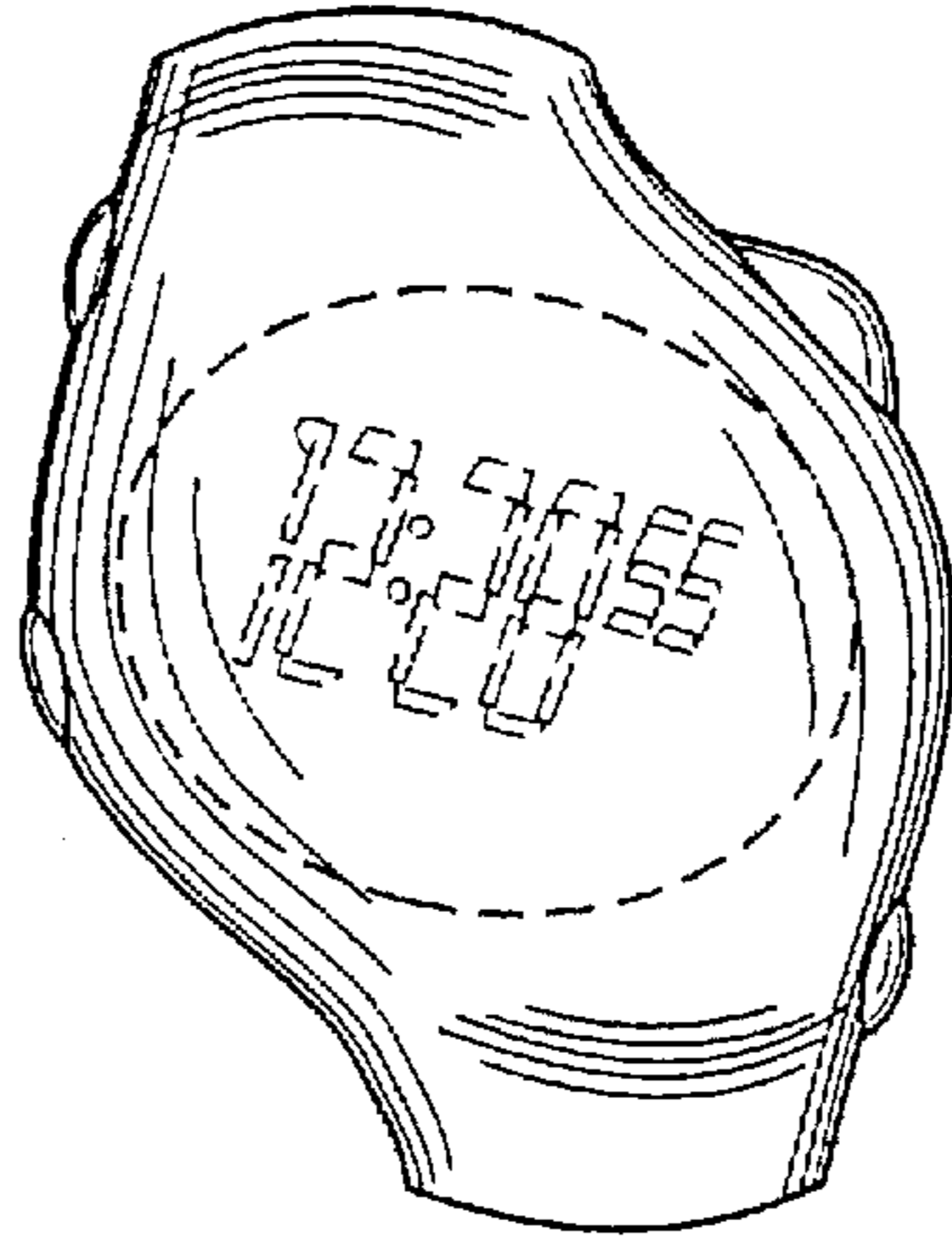


FIG. 3

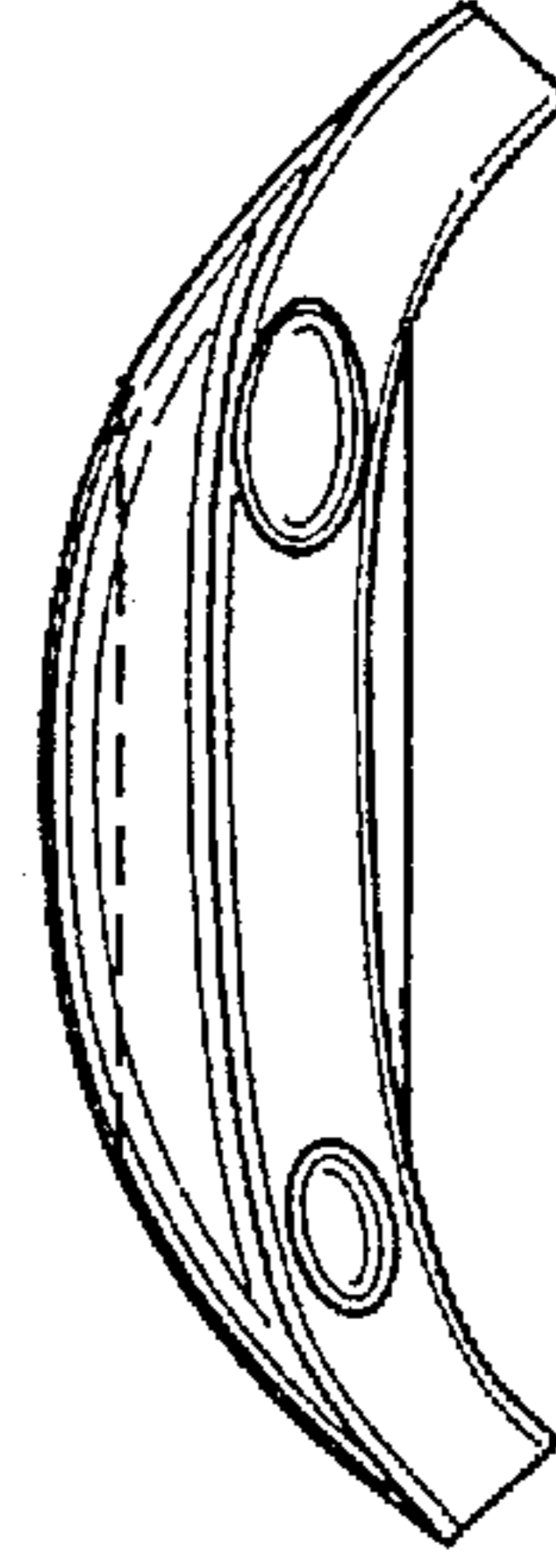


FIG. 4




FIG. 5

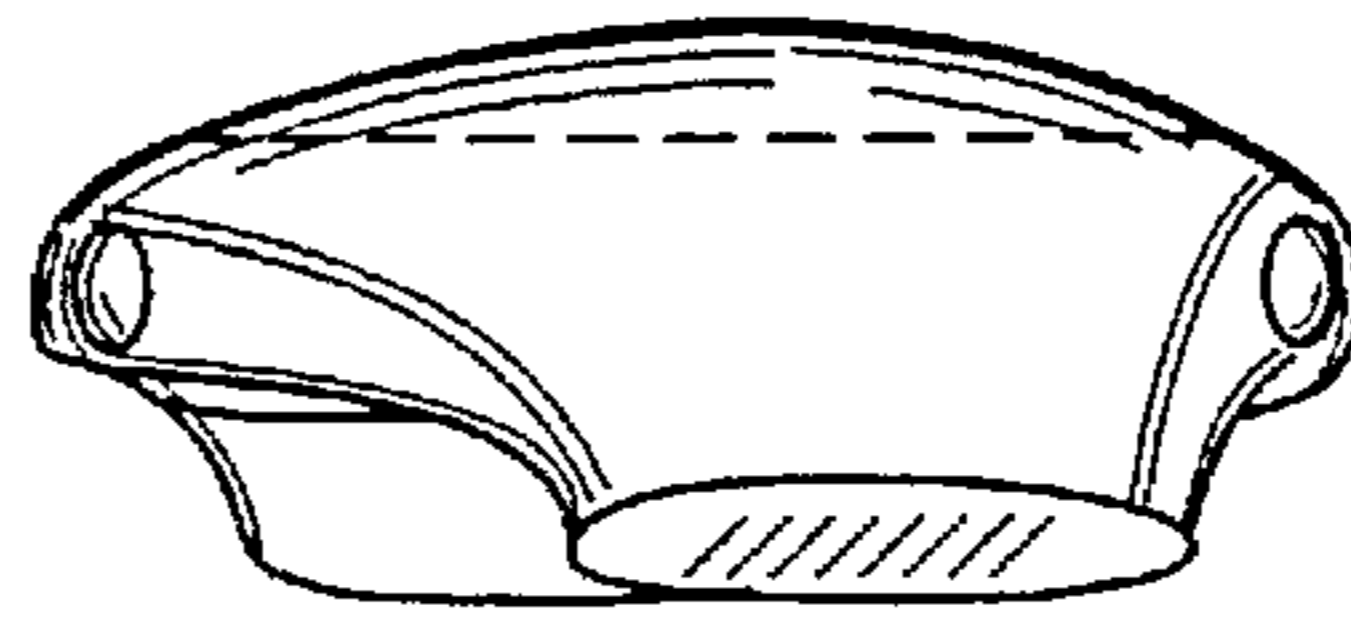


FIG. 6

