



US00D394384S

United States Patent [19]
Humphrey

[11] **Patent Number: Des. 394,384**

[45] **Date of Patent: **May 19, 1998**

[54] **PACKAGE**

5,188,222 2/1993 Pierce 206/471 X
5,495,937 3/1996 Fraser 206/775 X

[75] Inventor: **Neall W. Humphrey**, El Dorado Hills, Calif.

Primary Examiner—Prabhakar G. Deshmukh
Attorney, Agent, or Firm—Oppenheimer Wolff & Donnelly LLP

[73] Assignee: **Trade Source International**, El Dorado Hills, Calif.

[57] **CLAIM**

[**] Term: **14 Years**

The ornamental design for a package, as shown and described.

[21] Appl. No.: **72,443**

DESCRIPTION

[22] Filed: **Jun. 17, 1997**

[51] **LOC (6) Cl.** **09-07**

FIG. 1 is a front perspective view of a package showing my new design;

[52] **U.S. Cl.** **D9/418; D9/415**

FIG. 2 is a front elevational view thereof;

[58] **Field of Search** D9/415, 418, 432, D9/337, 414; 206/461-471, 495, 775-783, 320

FIG. 3 is a left side elevational view thereof;

FIG. 4 is a right side elevational view thereof;

FIG. 5 is a top plan view of the package of FIG. 1;

FIG. 6 is a bottom plan view of the package of FIG. 1;

FIG. 7 is a rear elevational view of the package of FIG. 1; and,

[56] **References Cited**

U.S. PATENT DOCUMENTS

D. 309,262 7/1990 Coiner D9/418
D. 321,323 11/1991 Nakamura D9/415
3,116,825 1/1964 Thomas 206/471
4,823,960 4/1989 Perlberg et al. 206/776 X

FIG. 8 is a cross-sectional view of the package of FIG. 1 taken along lines 8-8 of FIG. 1.

1 Claim, 7 Drawing Sheets




FIG. 1





FIG. 2



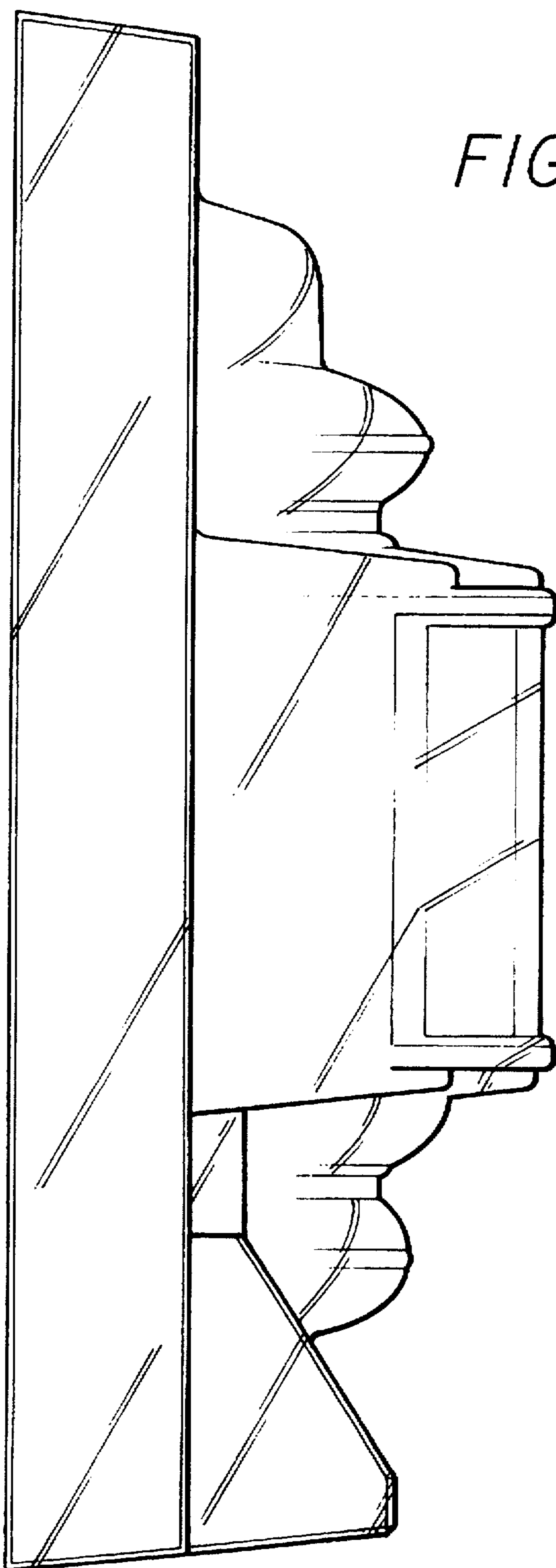


FIG. 3

FIG. 4

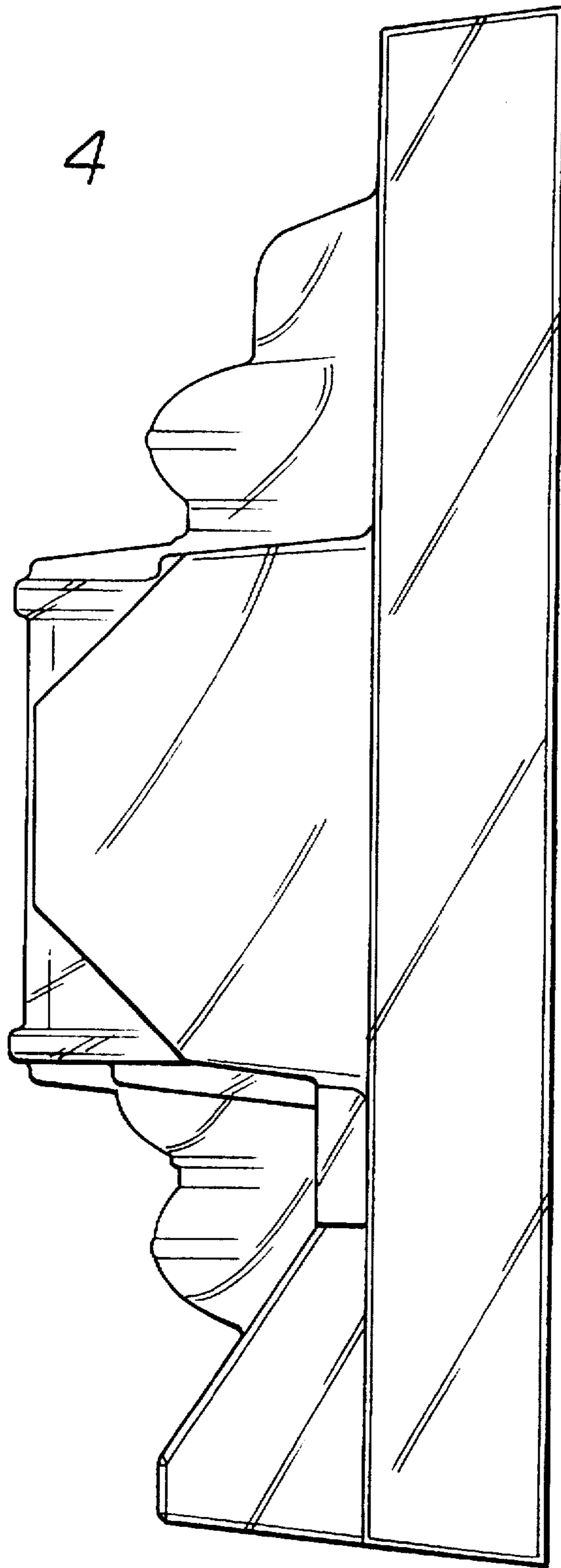


FIG. 5

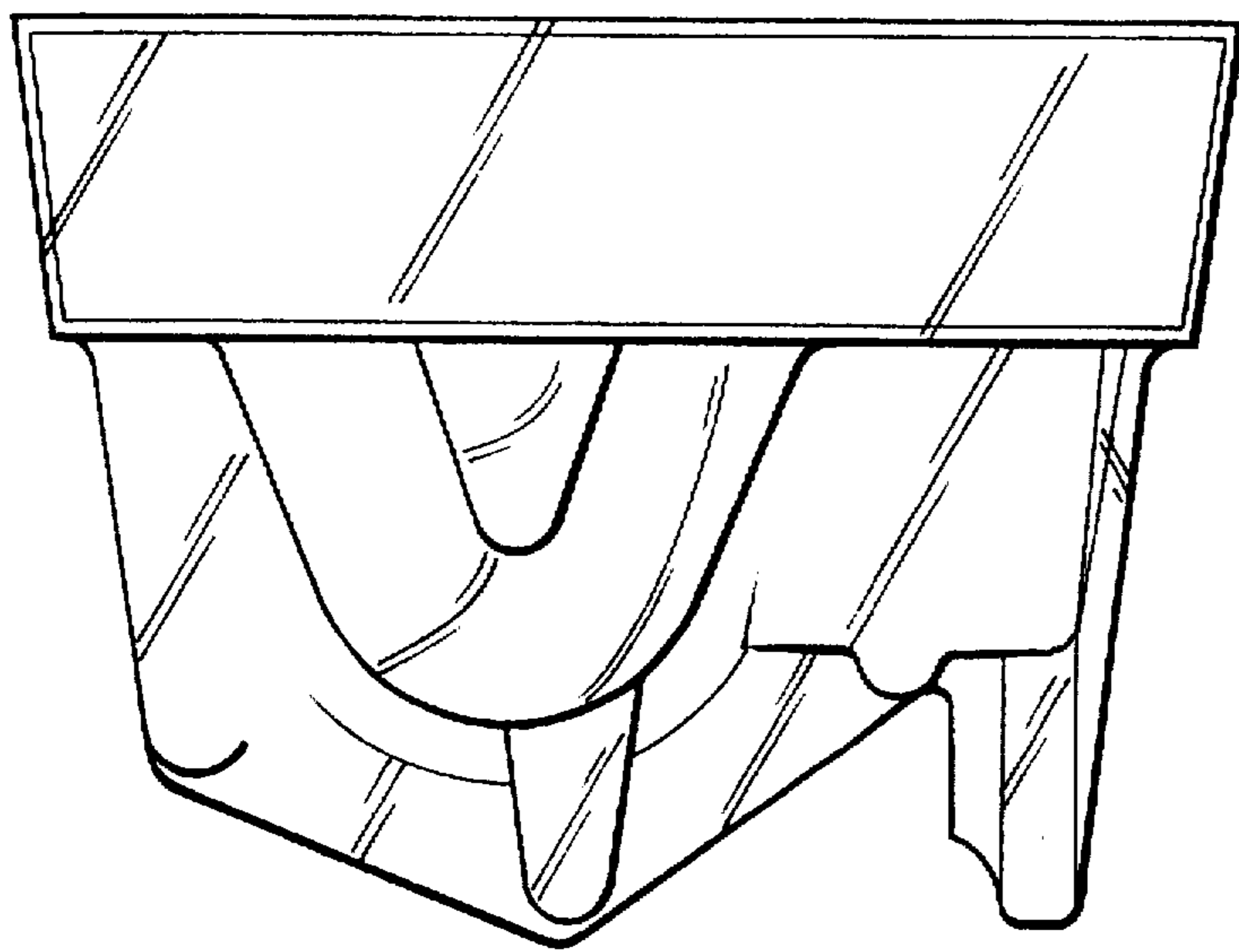


FIG. 6

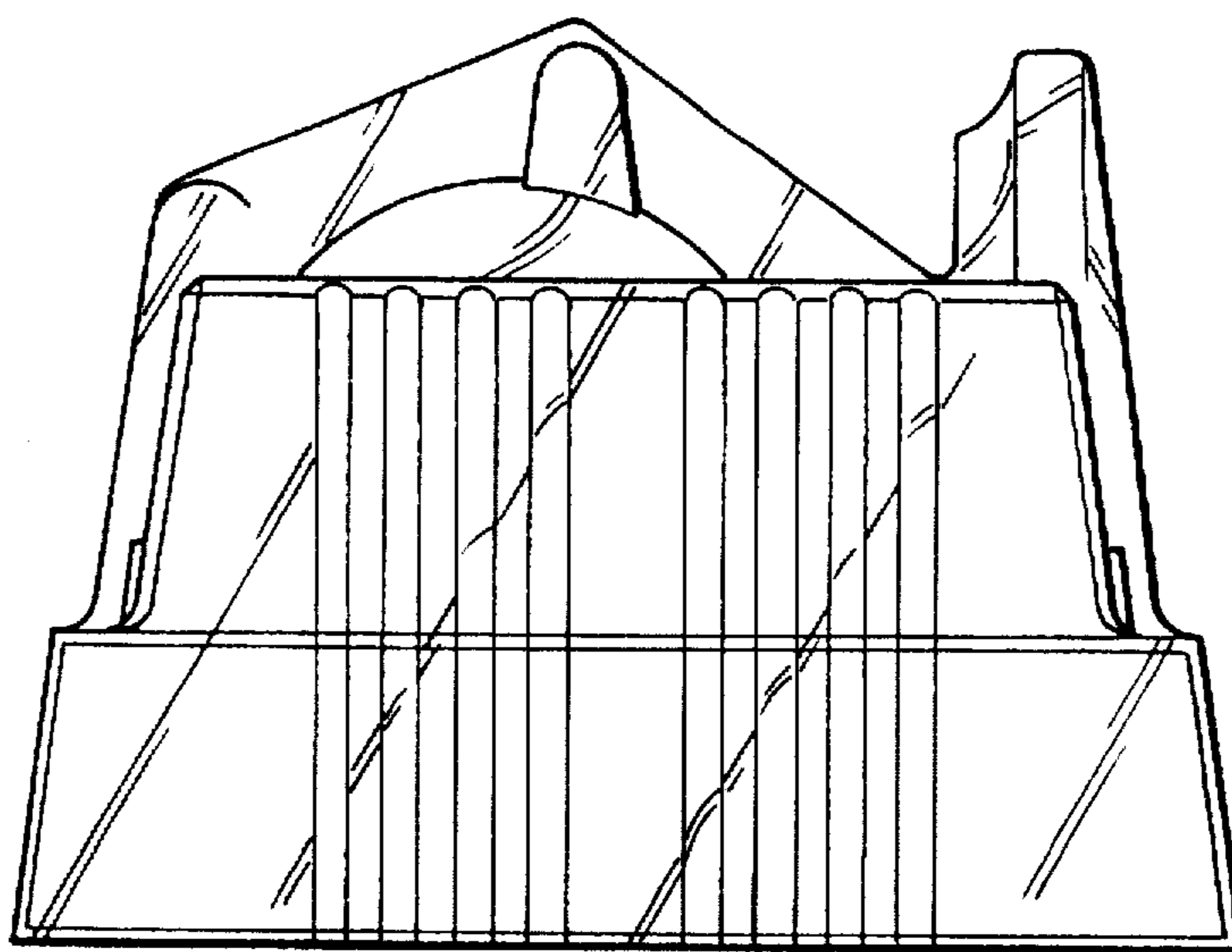


FIG. 7




FIG. 8

