



US00D394382S

**United States Patent** [19]  
**Knight**

[11] **Patent Number: Des. 394,382**  
[45] **Date of Patent: \*\*May 19, 1998**

[54] **OUTDOOR RUG FASTENING DEVICE**

5,093,958 3/1992 Levine ..... 16/4  
5,245,715 9/1993 Dinkins ..... 5/417  
5,520,364 5/1996 Bloxson ..... 5/417

[76] **Inventor: Bruce R. Knight, 7314 W. Walden Dr., Littleton, Colo. 80123**

[\*\*] **Term: 14 Years**

*Primary Examiner*—B. J. Bullock  
*Attorney, Agent, or Firm*—Thomas J. Loran

[21] **Appl. No.: 59,509**

[57] **CLAIM**

[22] **Filed: Sep. 12, 1996**

The ornamental design for an outdoor rug fastening device, as shown and described.

[51] **LOC (6) Cl. .... 08-08**

**DESCRIPTION**

[52] **U.S. Cl. .... D8/395**

[58] **Field of Search** ..... D8/395, 388, 391;  
15/215-217; 135/118; 24/506, 507, 339;  
248/500, 508, 510; 16/4, 8; 5/417

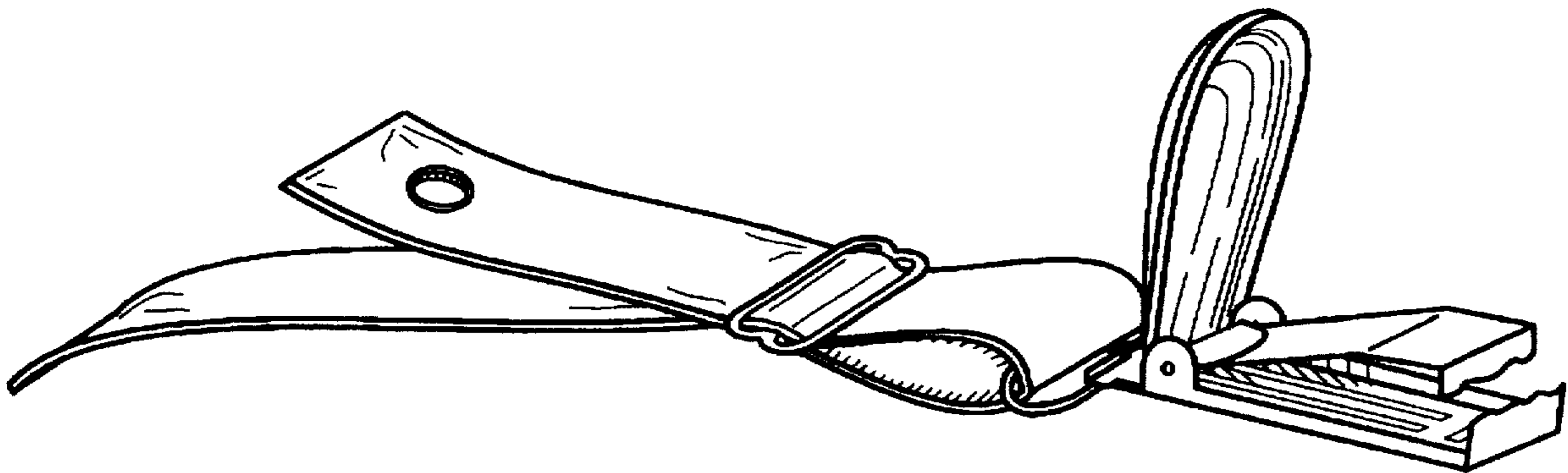
FIG. 1 is a top perspective view of my outdoor rug fastening device in an open position, showing my new design;  
FIG. 2 is a top view of my outdoor rug fastening device in the fastened position;  
FIG. 3 is the bottom view thereof;  
FIG. 4 is the side view thereof, the side opposite being a mirror image; and,  
FIG. 5 is the side view of my outdoor rug fastening device in the fastened position.

[56] **References Cited**

**U.S. PATENT DOCUMENTS**

580,975	4/1897	Hanson .	
2,931,084	5/1960	Dewitt .....	24/72.5
2,939,468	6/1960	Boyce .....	135/15
3,241,202	3/1966	Knauff .....	24/85
4,707,906	11/1987	Posey .....	24/339

**1 Claim, 3 Drawing Sheets**



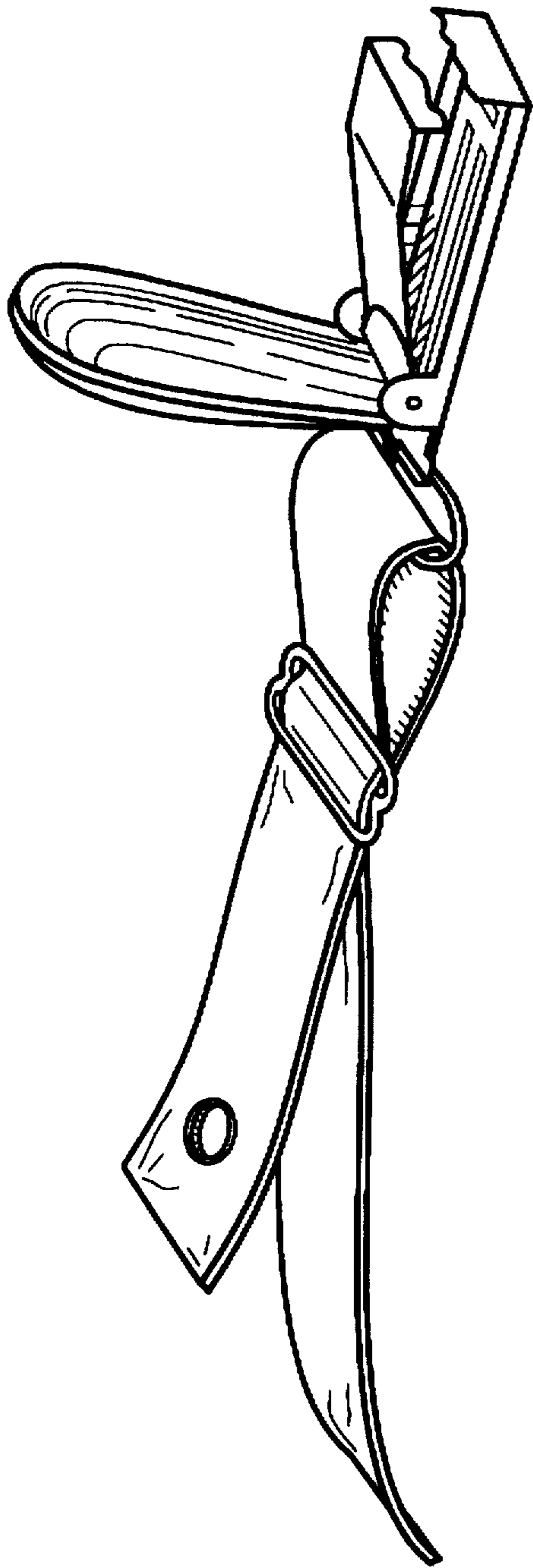


FIG. 1




FIG. 2




FIG. 3



FIG. 4

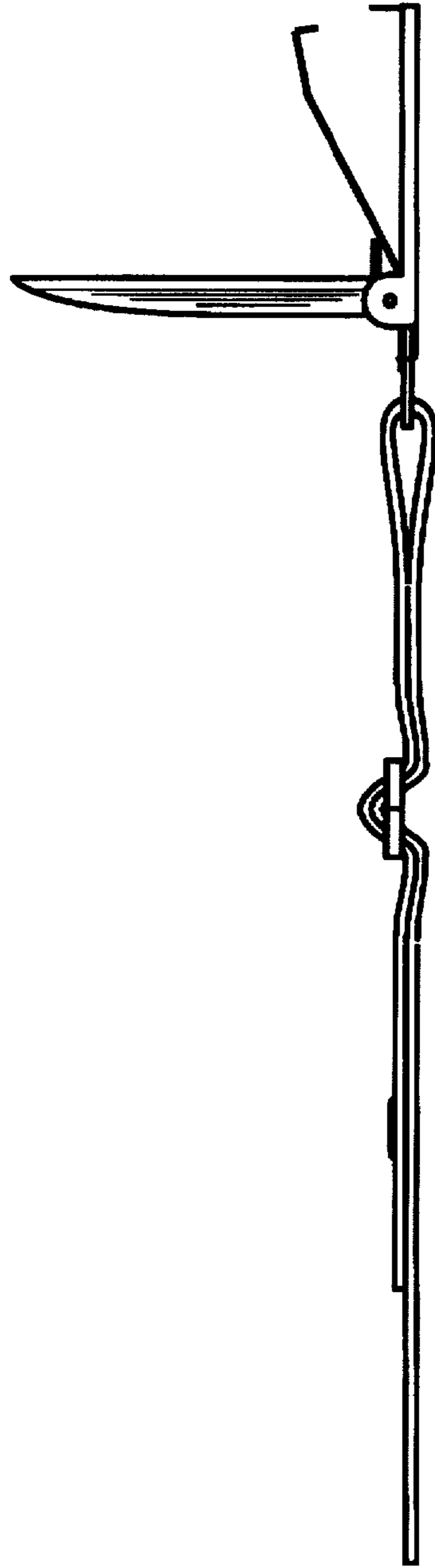


FIG. 5