

US00D394349S

# United States Patent [19]

Warwick

[11] Patent Number: **Des. 394,349**

[45] Date of Patent: **\*\*May 19, 1998**

[54] **HANDBAG**

[76] Inventor: **William V. Warwick**, 2500 Doolittle Ave., Arcadia, Calif. 91006

[\*\*] Term: **14 Years**

[21] Appl. No.: **73,305**

[22] Filed: **Jul. 21, 1997**

[51] LOC (6) Cl. .... **03-01**

[52] U.S. Cl. .... **D3/246; D3/245; D3/303**

[58] Field of Search ..... D3/201, 232, 238, D3/242, 245, 246; 150/107, 108; 190/117, 118; 206/457; 383/11, 15, 38, 907; D9/305

[56] **References Cited**

**U.S. PATENT DOCUMENTS**

D. 63,127	10/1923	Youlen	.....	D3/246
D. 67,310	5/1925	Schoeberl	.....	D3/246
D. 135,218	3/1943	Clark	.....	D3/246

D. 232,057	7/1974	Parks	.....	D3/238
1,450,570	4/1923	Zukerberg	.....	150/107 X
3,346,883	10/1967	Ersek	.....	383/11 X
3,682,216	8/1972	Nelson	.....	383/11 X
5,178,198	1/1993	Fitzgerald	.....	150/107

*Primary Examiner*—Louis S. Zarfaz  
*Assistant Examiner*—Monica A. Weingart

[57] **CLAIM**

The ornamental design for a handbag, as shown.

**DESCRIPTION**

FIG. 1 is a front plan view of the handbag of the present invention;

FIG. 2 is a back plan view of the handbag of FIG. 1;

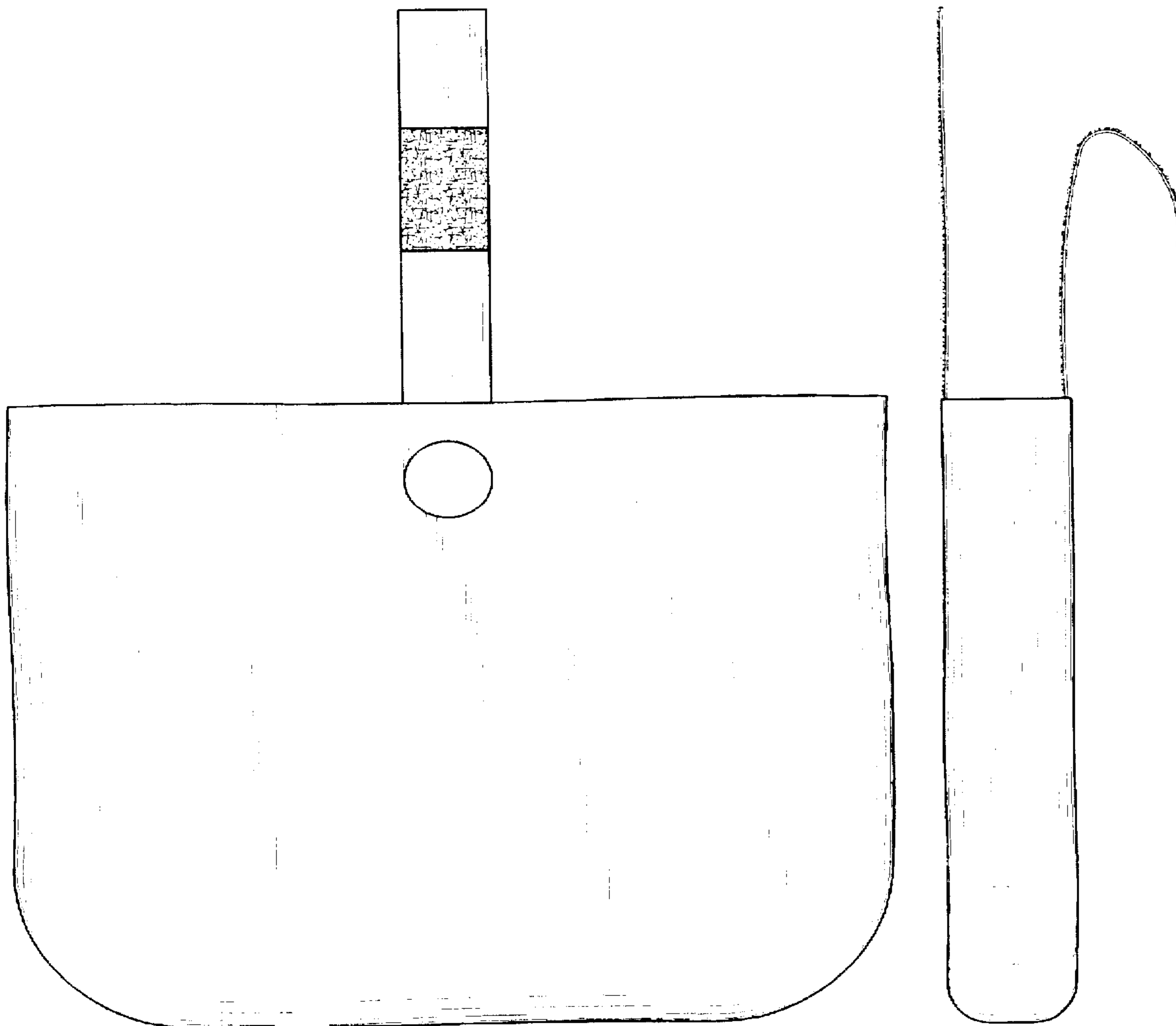
FIG. 3 is a left side plan view of the handbag of FIG. 1;

FIG. 4 is a right side plan view of the handbag of FIG. 1;

FIG. 5 is a top plan view of the handbag of FIG. 1; and,

FIG. 6 is a bottom plan view of the handbag of FIG. 1.

**1 Claim, 3 Drawing Sheets**



*FIG. 1*

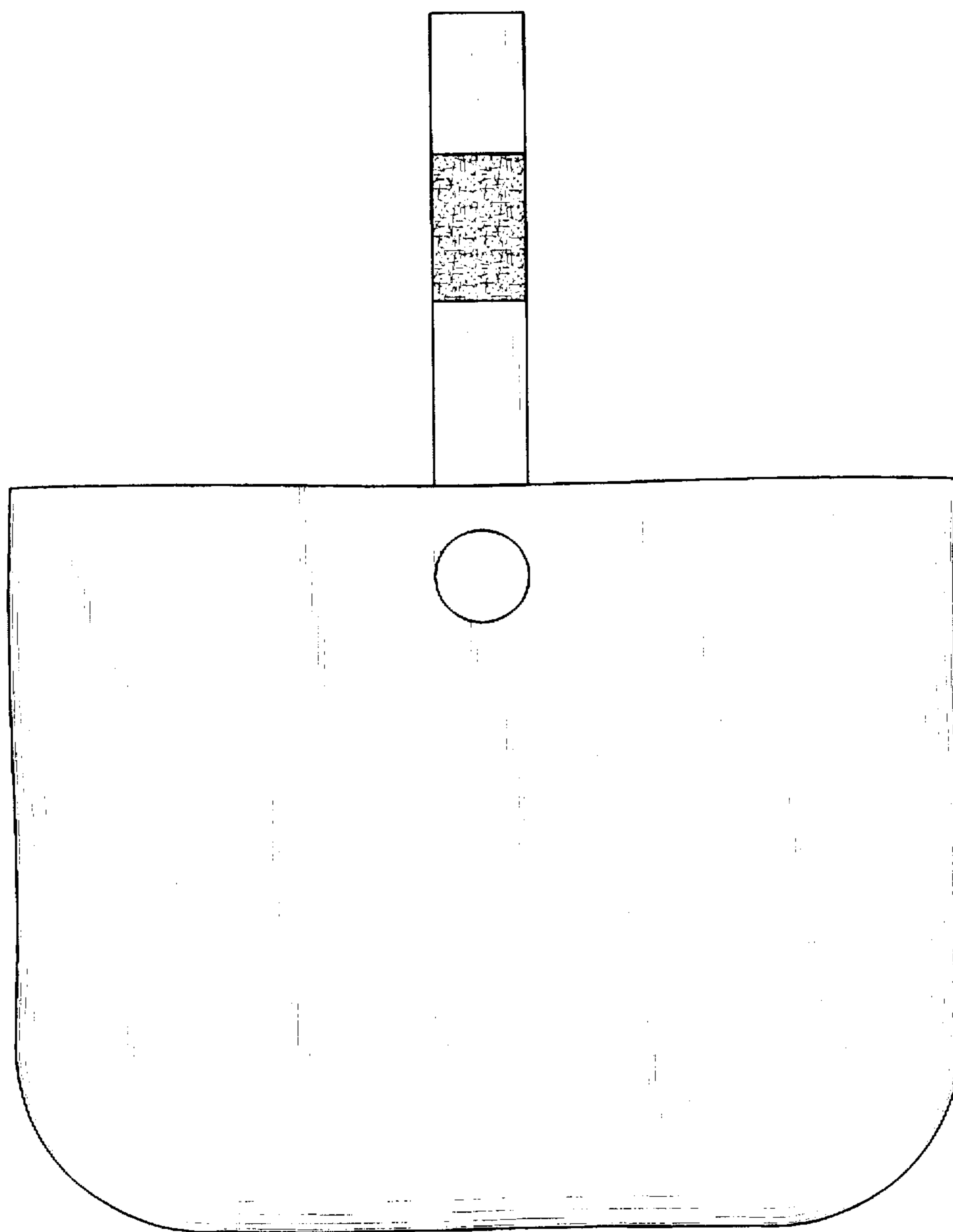


FIG. 2

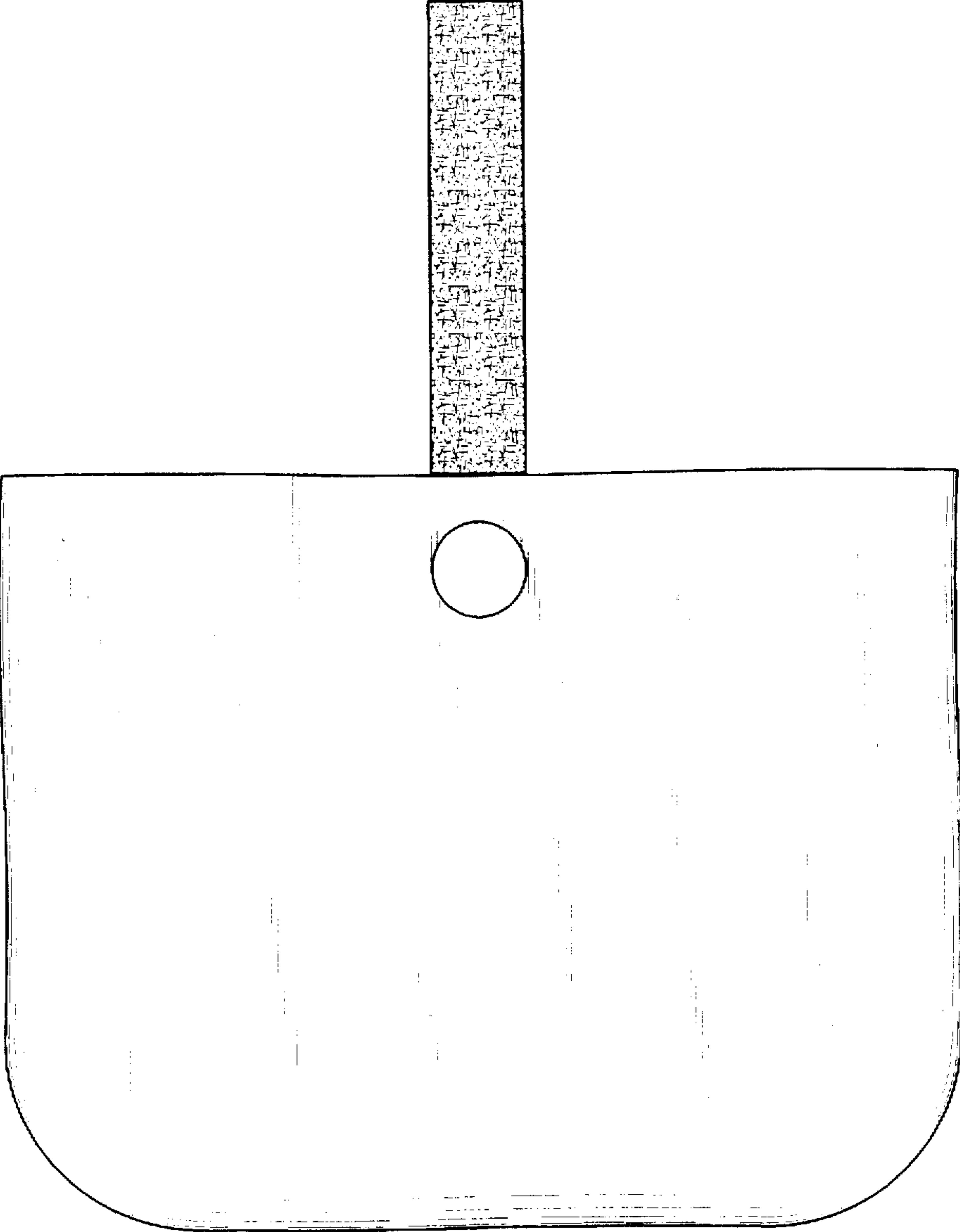


FIG. 3

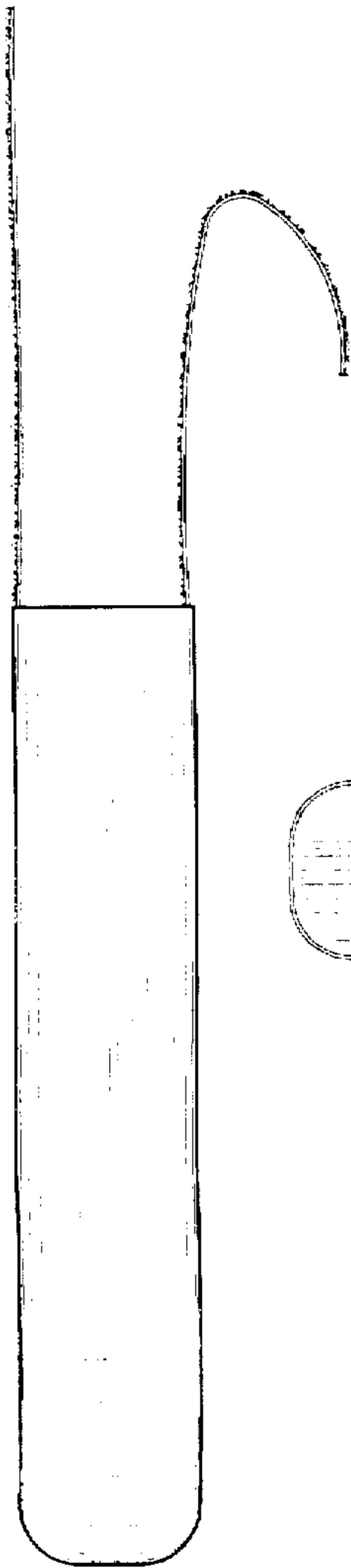


FIG. 4

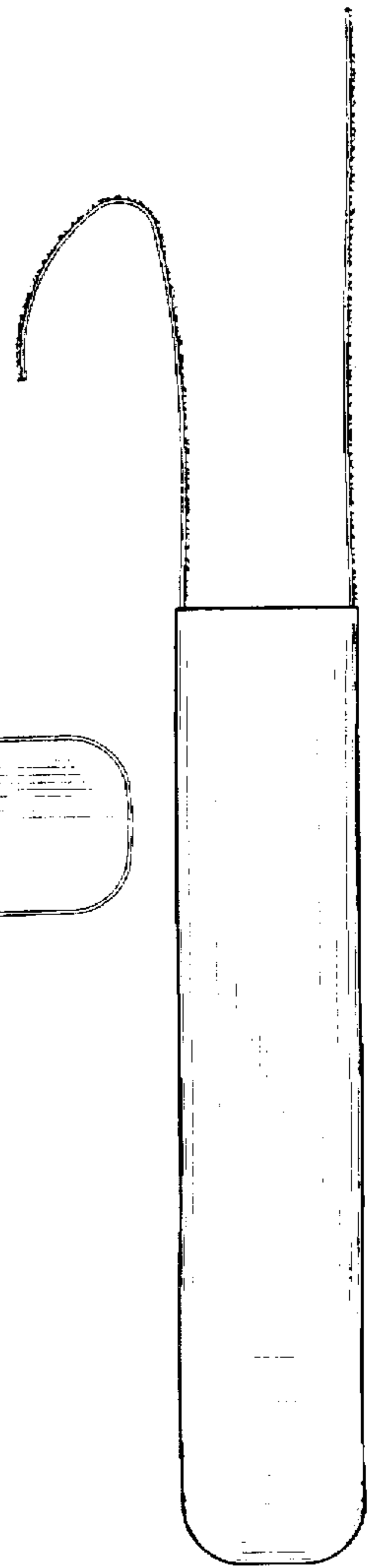


FIG. 5

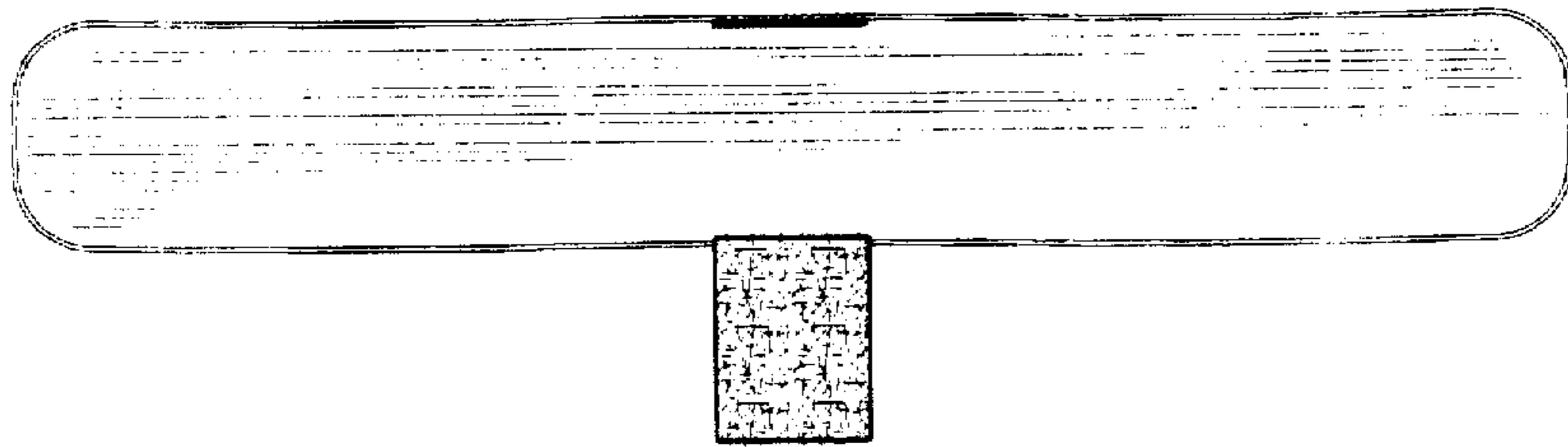


FIG. 6

