



US00D394338S

United States Patent [19]

[11] Patent Number: **Des. 394,338**

Lacey

[45] Date of Patent: ****May 19, 1998**

[54] **TRANSLUCENT JOGGING SHIRT WITH HARNESS FOR CARRYING A PORTABLE ELECTRONIC DEVICE**

Primary Examiner—Louis S. Zarfes
Assistant Examiner—Monica A. Weingart
Attorney, Agent, or Firm—Baker & Daniels

[76] Inventor: **Paul R. Lacey**, 522 Webster St., Mishawaka, Ind. 46545

[57] **CLAIM**

[**] Term: **14 Years**

The ornamental design for a translucent jogging shirt with harness for carrying a portable electronic device, as shown and described.

[21] Appl. No.: **54,471**

DESCRIPTION

[22] Filed: **May 14, 1996**

FIG. 1 is a perspective view of the translucent jogging shirt with harness for carrying a portable electronic device illustrating my new design;

[51] LOC (6) Cl. **02-02**

[52] U.S. Cl. **D2/841; D2/840**

FIG. 2 is a perspective view of the translucent jogging shirt with harness for carrying a portable electronic device of FIG. 1 shown being worn by a person and having a portable electronic radio attached; the broken lines are for environmental purposes only and form no part of the claimed design;

[58] **Field of Search** D2/700, 717, 720, D2/728, 841, 853, 857; 2/84, 92, 93, 94, 102, 107, 113, 115, 247, 267, 327, 328, 331, 458, 463; D3/218; 224/623, 624

FIG. 3 is a rear elevational view of the translucent jogging shirt with harness for carrying a portable electronic device shown in FIG. 1;

[56] **References Cited**

U.S. PATENT DOCUMENTS

FIG. 4 is a top plan view of the translucent jogging shirt with harness for carrying a portable electronic device thereof; and,

D. 364,270	11/1995	Kellerman	D3/218
721,280	2/1903	Brown	2/327
802,765	10/1905	London	2/107
2,503,847	4/1950	Shanahan	D2/857
2,688,752	9/1954	Sbara et al.	2/113
2,750,595	6/1956	Hollinger	2/113
4,272,852	6/1981	Bell	2/94
4,764,962	8/1988	Ekman et al.	224/647 X

FIG. 5 is a right side elevational view of the translucent jogging shirt with harness for carrying a portable electronic device thereof, the left side view being the mirror image of that shown; the broken lines are for environmental purposes only and form no part of the claimed design.

1 Claim, 3 Drawing Sheets

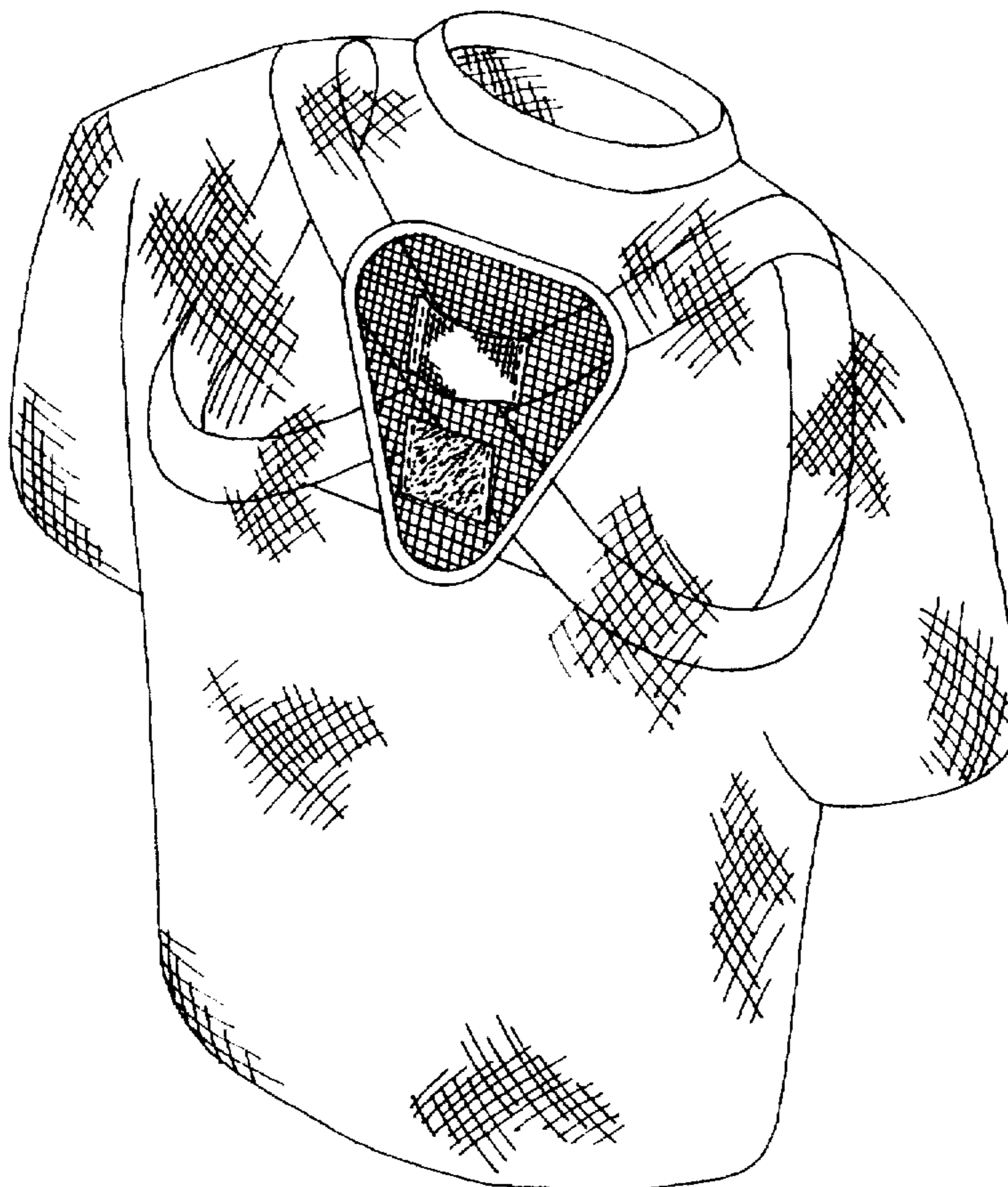
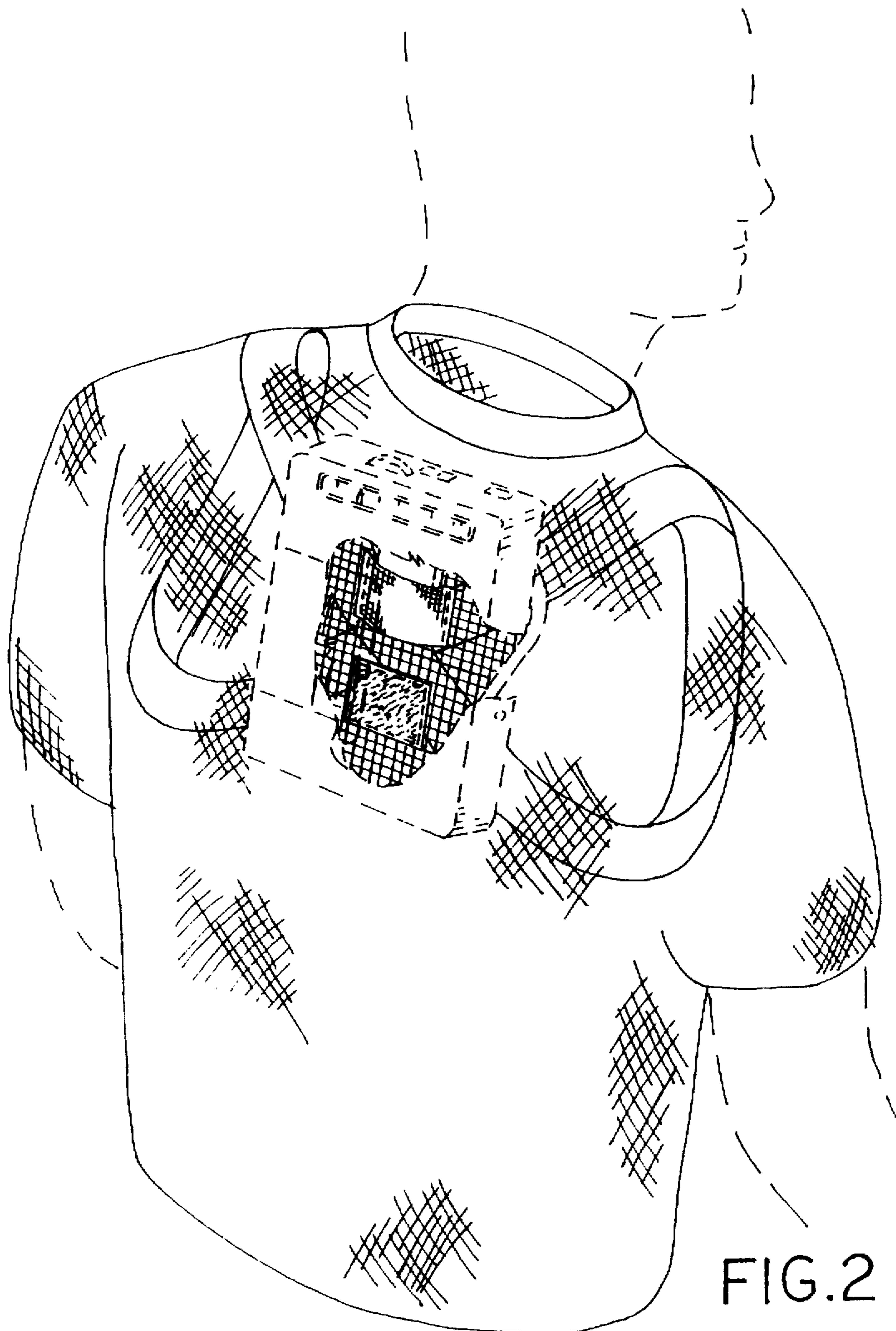




FIG. 1



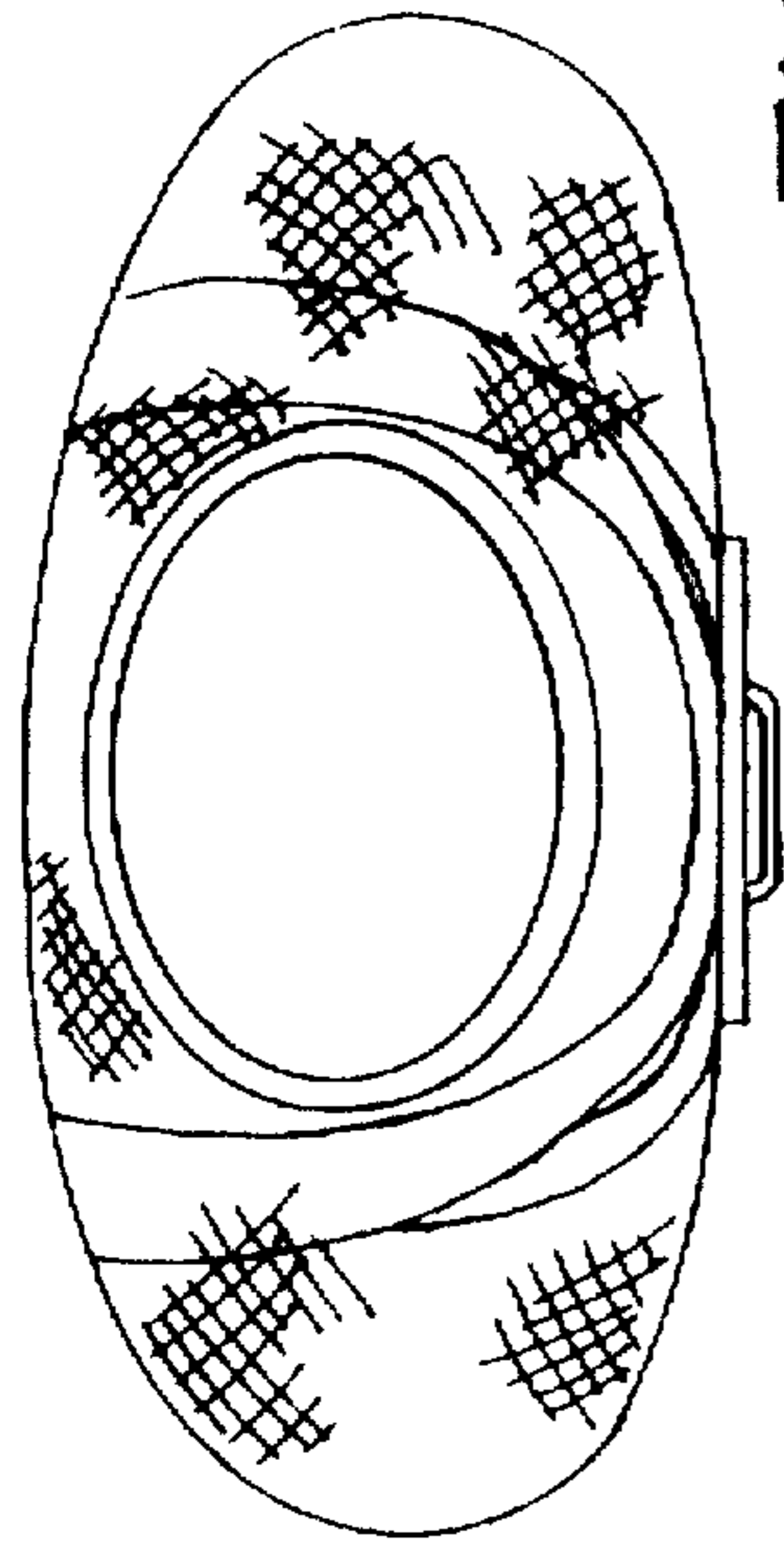


FIG. 4

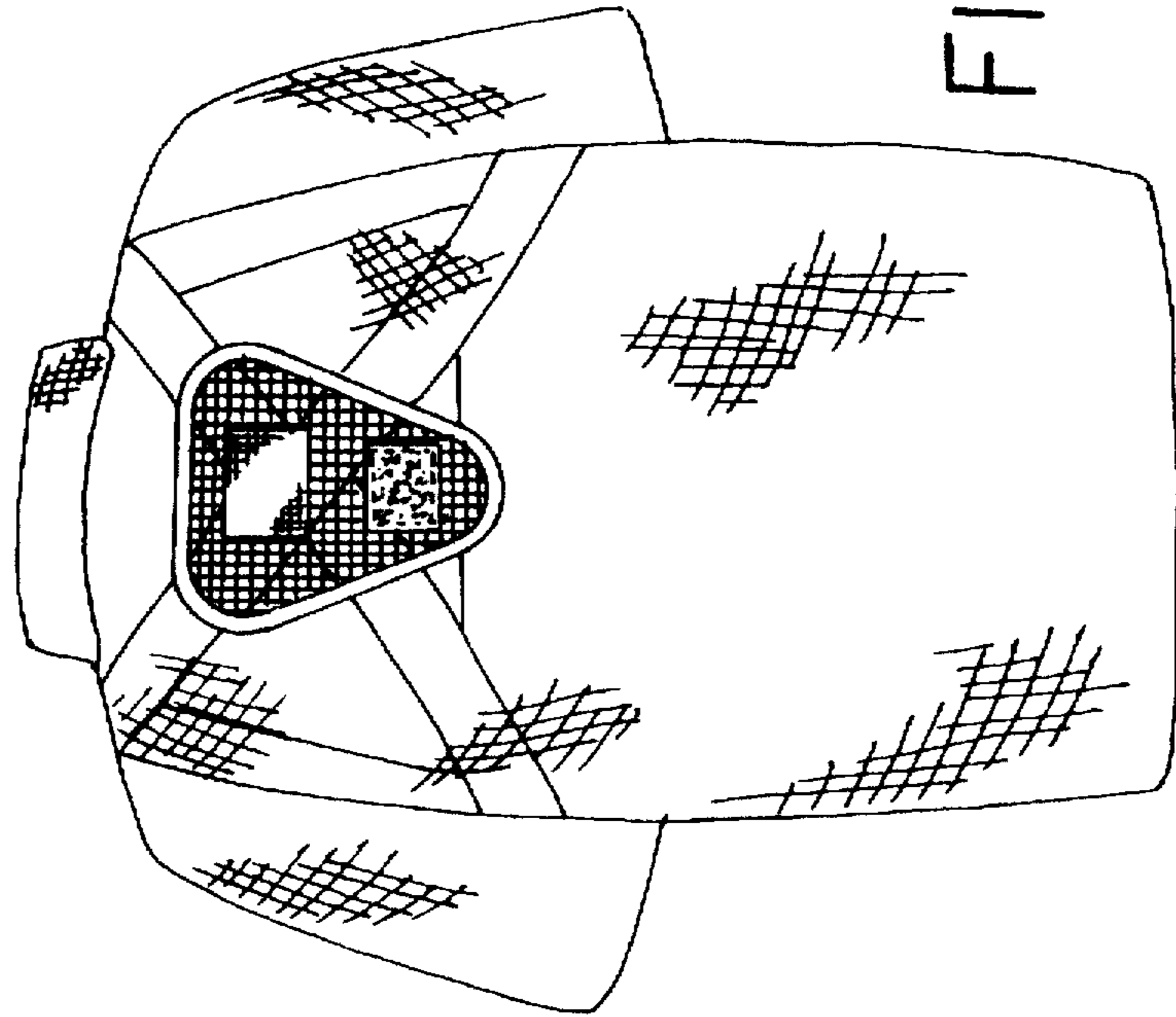


FIG. 3

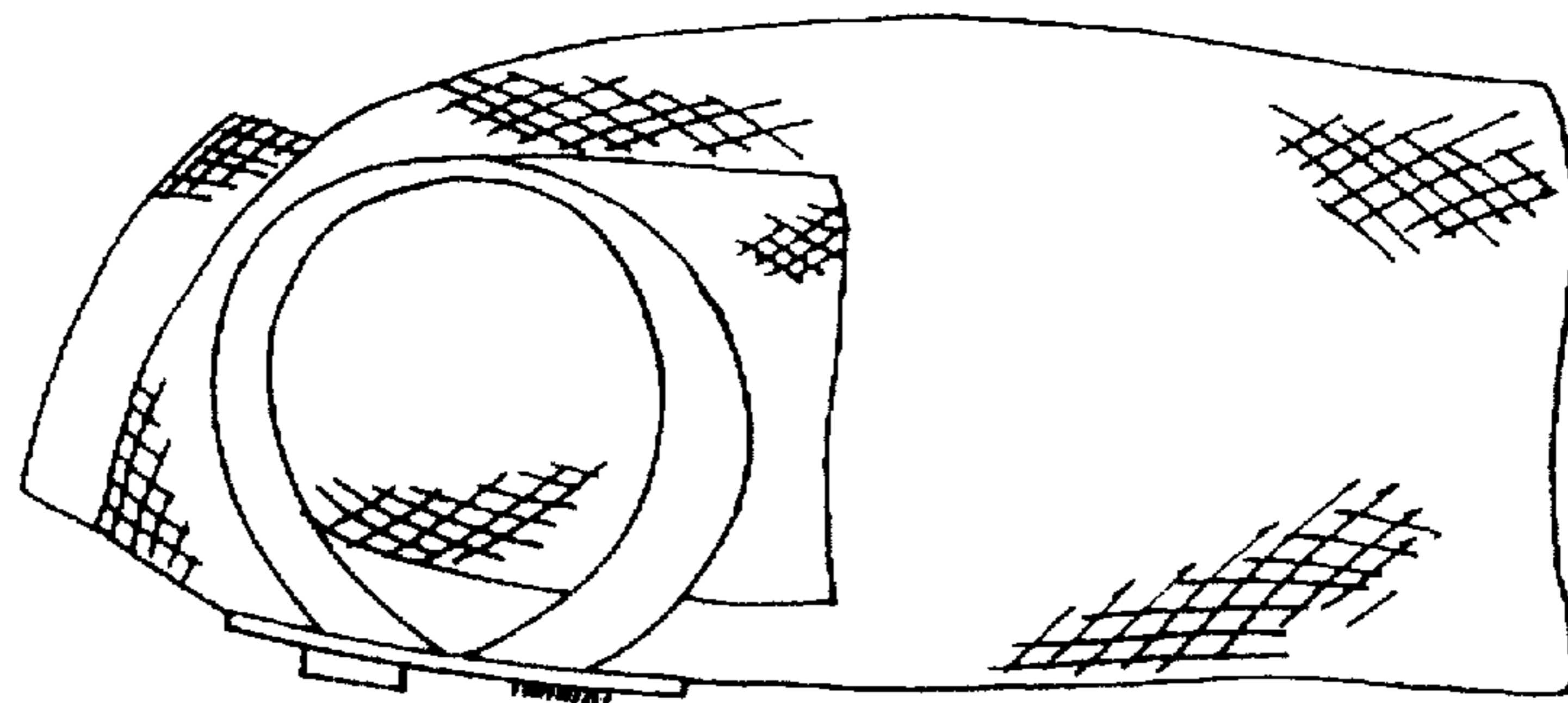


FIG. 5