



US00D394330S

United States Patent [19]

Sedighzadeh et al.

[11] Patent Number: **Des. 394,330**

[45] Date of Patent: ****May 12, 1998**

[54] SPONGE MITTEN

[76] Inventors: **Marty M. Sedighzadeh**, 11504 W. Berry Pl.; **Mary F. Collins**, 11181 W. Powers Pl., both of Littleton, Colo. 80127

[**] Term: **14 Years**

[21] Appl. No.: **62,411**

[22] Filed: **Nov. 4, 1996**

[51] LOC (6) Cl. **28-03**

[52] U.S. Cl. **D28/63; D32/40**

[58] Field of Search D32/40, 35, 42; 15/227, 104.94; D2/610, 611, 612, 616, 617, 619, 621, 623; 2/158, 159, 160, 161.3, 161.4, 161.8; D28/63; D29/113, 118, 119

[56] **References Cited**

U.S. PATENT DOCUMENTS

D. 349,373 8/1994 Madley D32/40 X

2,030,494 2/1936 Bireley et al. .
2,034,169 3/1936 Alefantis .
2,821,731 2/1958 May .
2,937,378 5/1960 Mackay et al. .
4,788,733 12/1988 Lemer 15/104.94

Primary Examiner—Susan J. Lucas
Assistant Examiner—Cynthia E. Ramirez

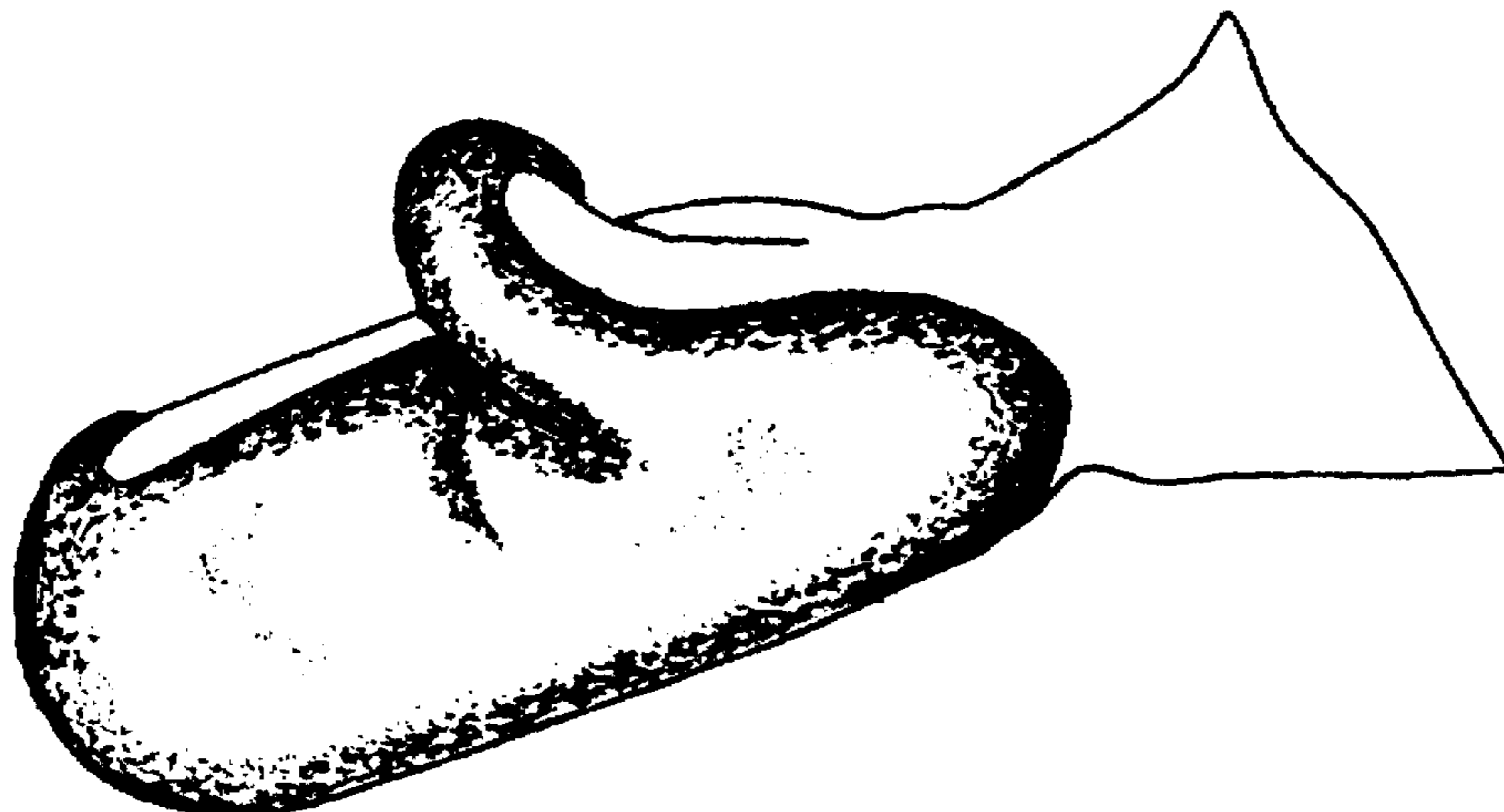
[57] **CLAIM**

The ornamental design for sponge mitten, as shown and described.

DESCRIPTION

FIG. 1 is a bottom perspective view of the sponge mitten; FIG. 2 is a front elevational view of the sponge mitten; and, FIG. 3 is a side elevational view of the sponge mitten; It is understood that the top of the sponge mitten is flat and unornamented as disclosed in FIGS. 2 and 3.

1 Claim, 1 Drawing Sheet



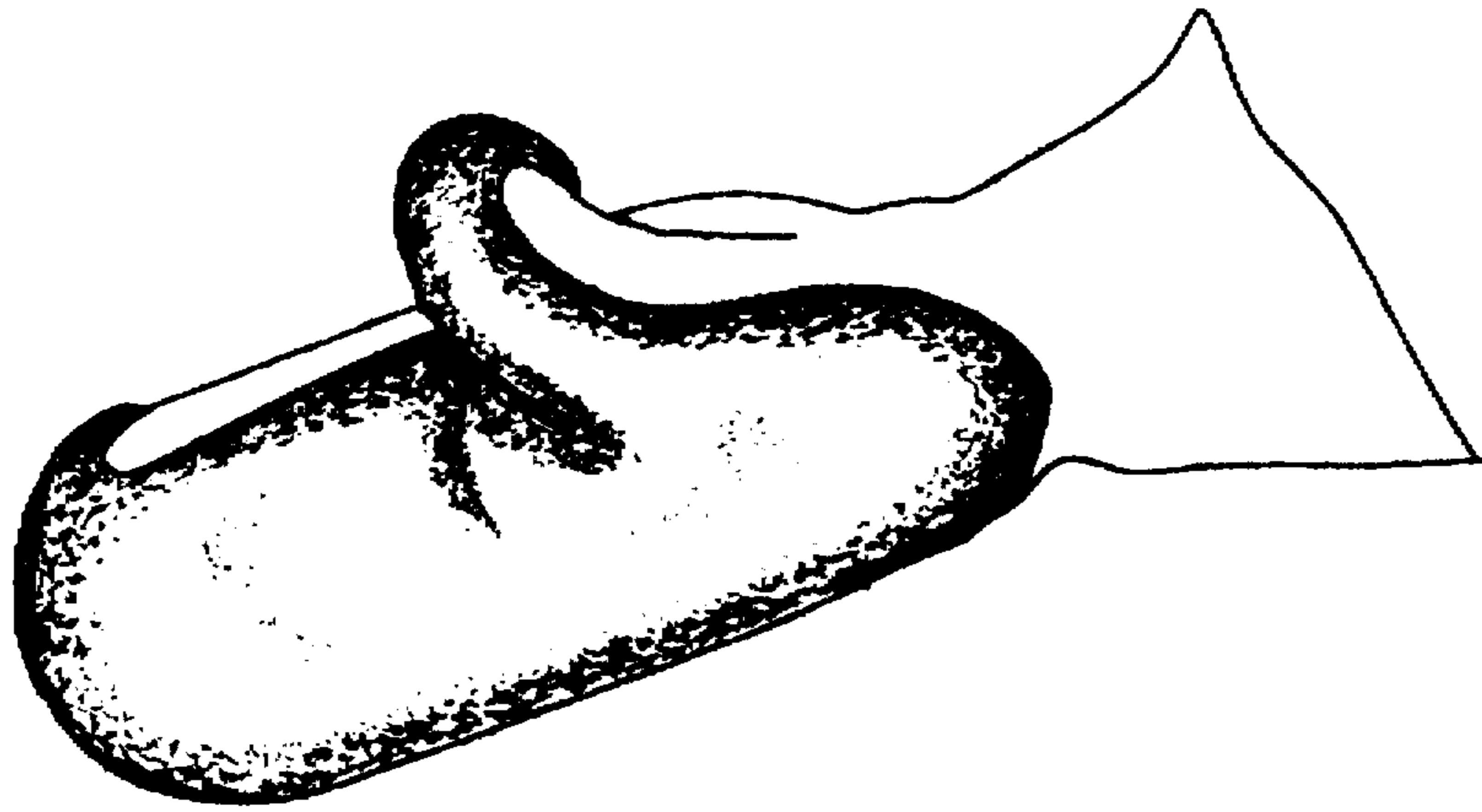


FIG. 1




FIG. 2




FIG. 3