



US00D394313S

**United States Patent** [19]  
**O'Brien**

[11] **Patent Number: Des. 394,313**  
[45] **Date of Patent: \*\*May 12, 1998**

[54] **SPACER DEVICE FOR DISPENSING  
INHALANT MEDICATION**

5,178,138 1/1993 Walstrom et al. .... 128/200.23  
5,203,323 4/1993 Tittle ..... 128/200.23  
5,477,849 12/1995 Fry ..... 128/200.14  
5,522,380 6/1996 Dwork ..... 128/200.23

[76] **Inventor: Kevin P. O'Brien, 41 Vermont Ave.,  
Cincinnati, Ohio 45215**

[\*\*] **Term: 14 Years**

*Primary Examiner—Stella Reid*  
*Attorney, Agent, or Firm—Charles R. Wilson*

[21] **Appl. No.: 65,513**

[57] **CLAIM**

[22] **Filed: Jan. 21, 1997**

The ornamental design for a spacer device for dispensing  
inhalant medication, as shown and described.

[51] **LOC (6) Cl. .... 24-04**

[52] **U.S. Cl. .... D24/110**

[58] **Field of Search** ..... D24/110, 110.5,  
D24/110.6; 128/200.23, 200.21, 200.22,  
200.14, 203.12, 203.15

**DESCRIPTION**

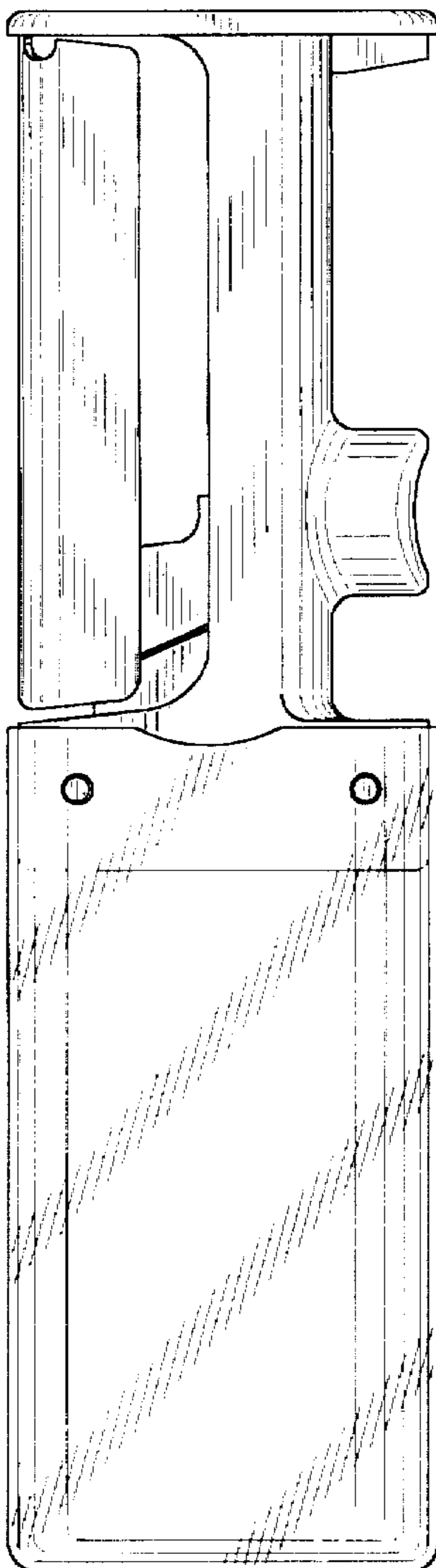
FIG. 1 is a side elevational view of a spacer device for  
dispensing inhalant medication showing my new design, the  
view from the opposite side being a mirror image;  
FIG. 2 is a top plan view thereof;  
FIG. 3 is a bottom plan view thereof;  
FIG. 4 is a back elevational view thereof; and,  
FIG. 5 is a front elevational view thereof.

[56] **References Cited**

**U.S. PATENT DOCUMENTS**

D. 307,183 4/1990 Kalayjian ..... D24/110  
D. 362,500 9/1995 Cook et al. .... D24/110  
D. 373,630 9/1996 Berg et al. .... D24/110

**1 Claim, 2 Drawing Sheets**



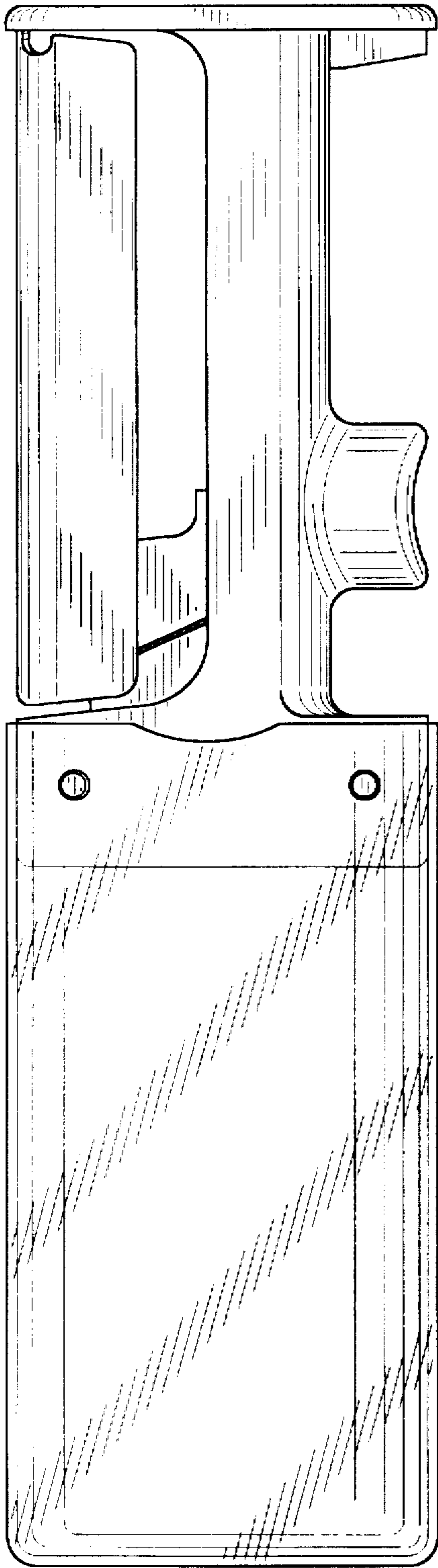


FIG. 1




FIG. 2




FIG. 3

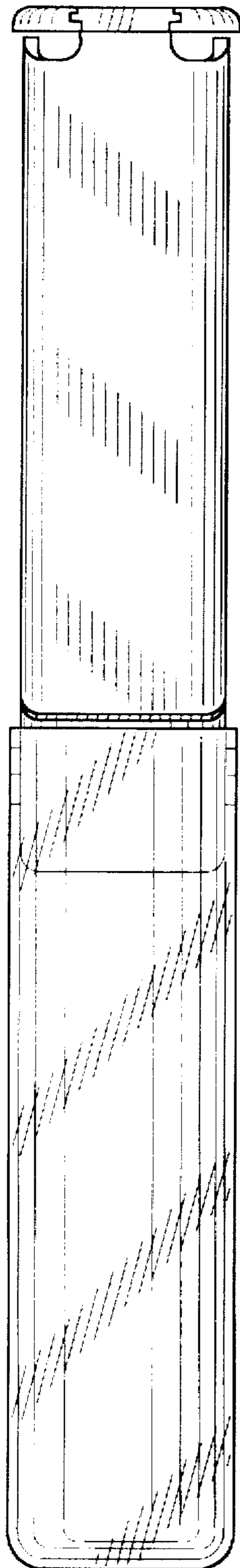


FIG. 4

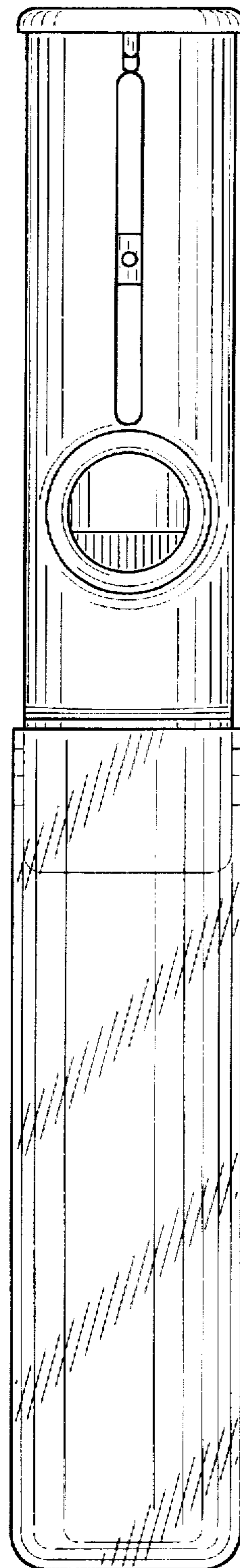


FIG. 5