



US00D394253S

# United States Patent [19]

Dingman et al.

[11] Patent Number: **Des. 394,253**

[45] Date of Patent: **\*\*\*May 12, 1998**

[54] **FRONT PANEL FOR A MODULAR COMPUTER HARDWARE COMPONENT**

[75] Inventors: **Gerald A. Dingman**, Rancho Cordova; **James Dudley**, Sacramento; **Stephen Andrew Hartford**; **Daniel A. Kaye**, both of Folsom; **Joseph Paul Montgomery**, Orangevale; **Michael Richard Young Moore**, Rancho Cordova, all of Calif.

[73] Assignee: **Play Industries, Inc.**, Rancho Cordova, Calif.

[\*] Notice: The portion of the term of this patent subsequent to Nov. 6, 2010, has been disclaimed.

[\*\*] Term: **14 Years**

[21] Appl. No.: **62,062**

[22] Filed: **Nov. 6, 1996**

[51] LOC (6) Cl. .... **14-02**

[52] U.S. Cl. .... **D14/115**

[58] Field of Search ..... D14/100, 102, D14/107-109, 115, 257, 258; D13/162, 184, 164, 199, 177; D10/103; 312/223.2; 428/99; 361/600, 622, 724-728

[56] **References Cited**

**U.S. PATENT DOCUMENTS**

D. 314,953 2/1991 Welch ..... D14/115  
D. 341,359 11/1993 Falkenberg et al. .... D14/115

*Primary Examiner*—Freda Nunn

*Attorney, Agent, or Firm*—Baker, Maxham, Jester & Meador

[57] **CLAIM**

The ornamental design for the front panel for a modular computer hardware component, as shown and described.

**DESCRIPTION**

FIG. 1 is an isometric view of a front panel for a modular computer hardware component in accordance with the invention;

FIG. 2 is a front elevational view thereof;

FIG. 3 is a rear elevational view thereof;

FIG. 4 is a top plan view thereof;

FIG. 5 is a bottom plan view thereof;

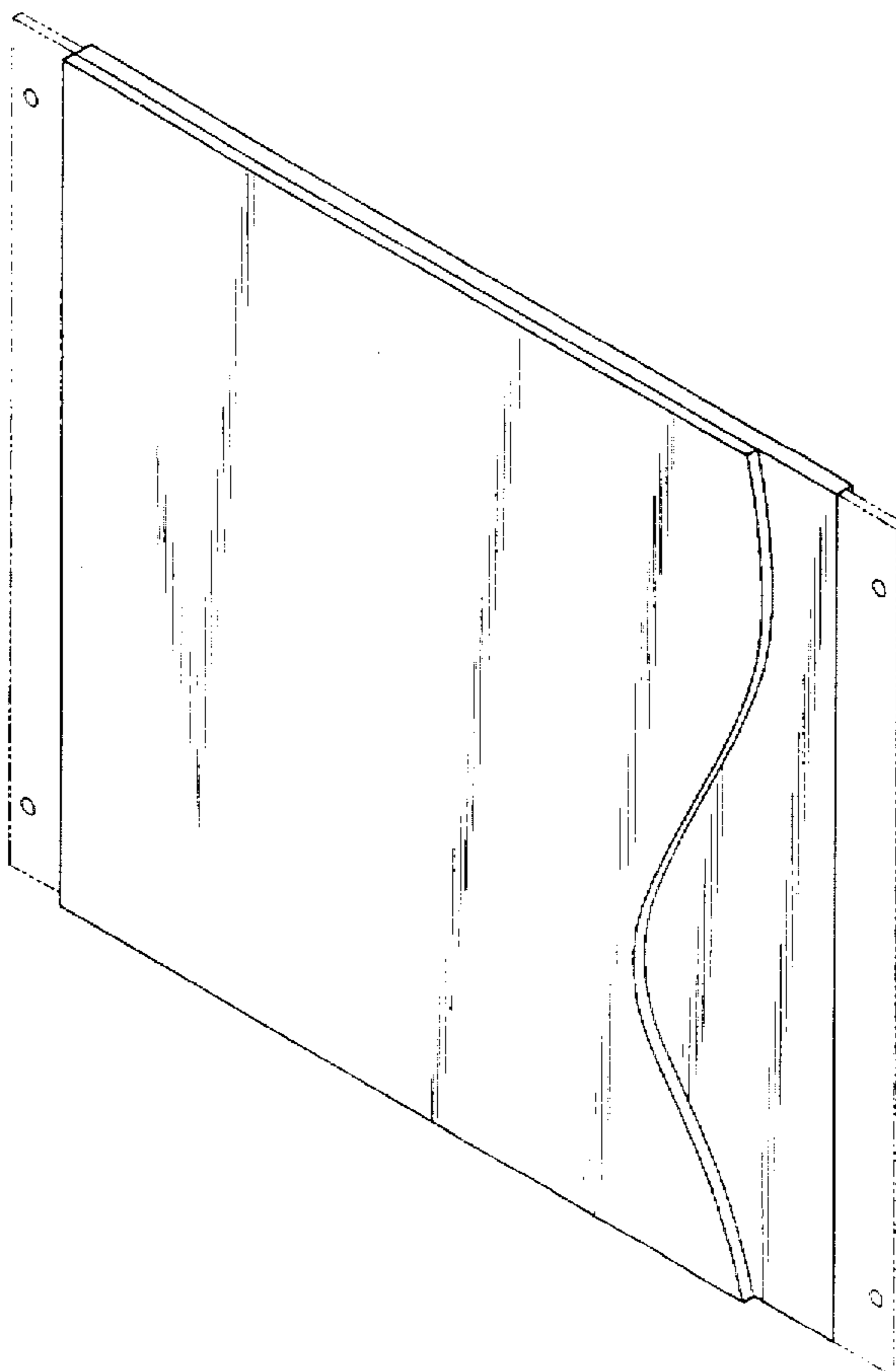
FIG. 6 is an end elevational view thereof;

FIG. 7 is an opposite end elevational view thereof; and,

FIG. 8 is a front elevational view thereof showing the panel aligned with a second and third panel.

The broken lines are shown in the views for illustrative purposes only and form no part of the claimed design.

**1 Claim, 3 Drawing Sheets**



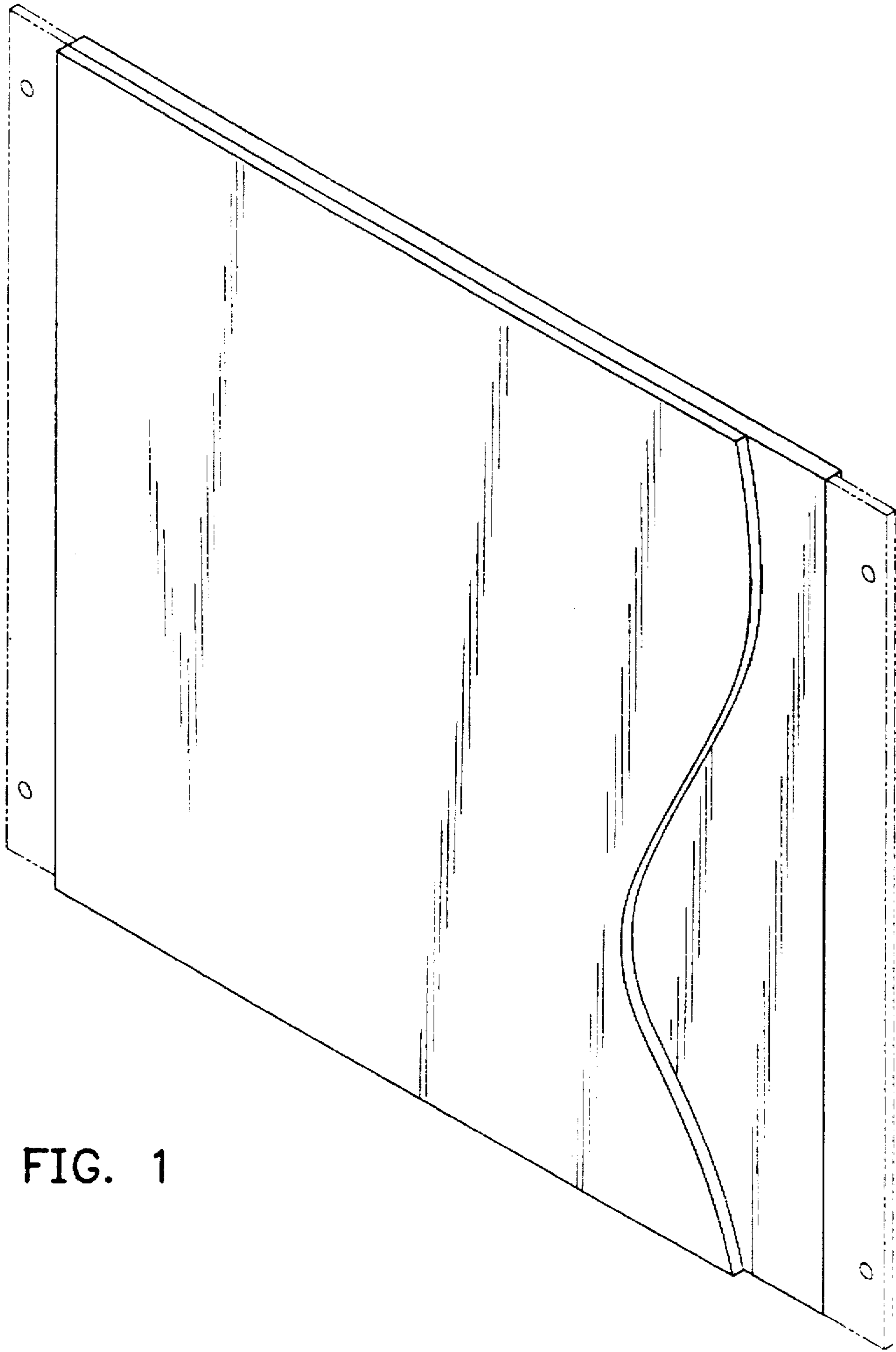


FIG. 1




FIG. 2




FIG. 3

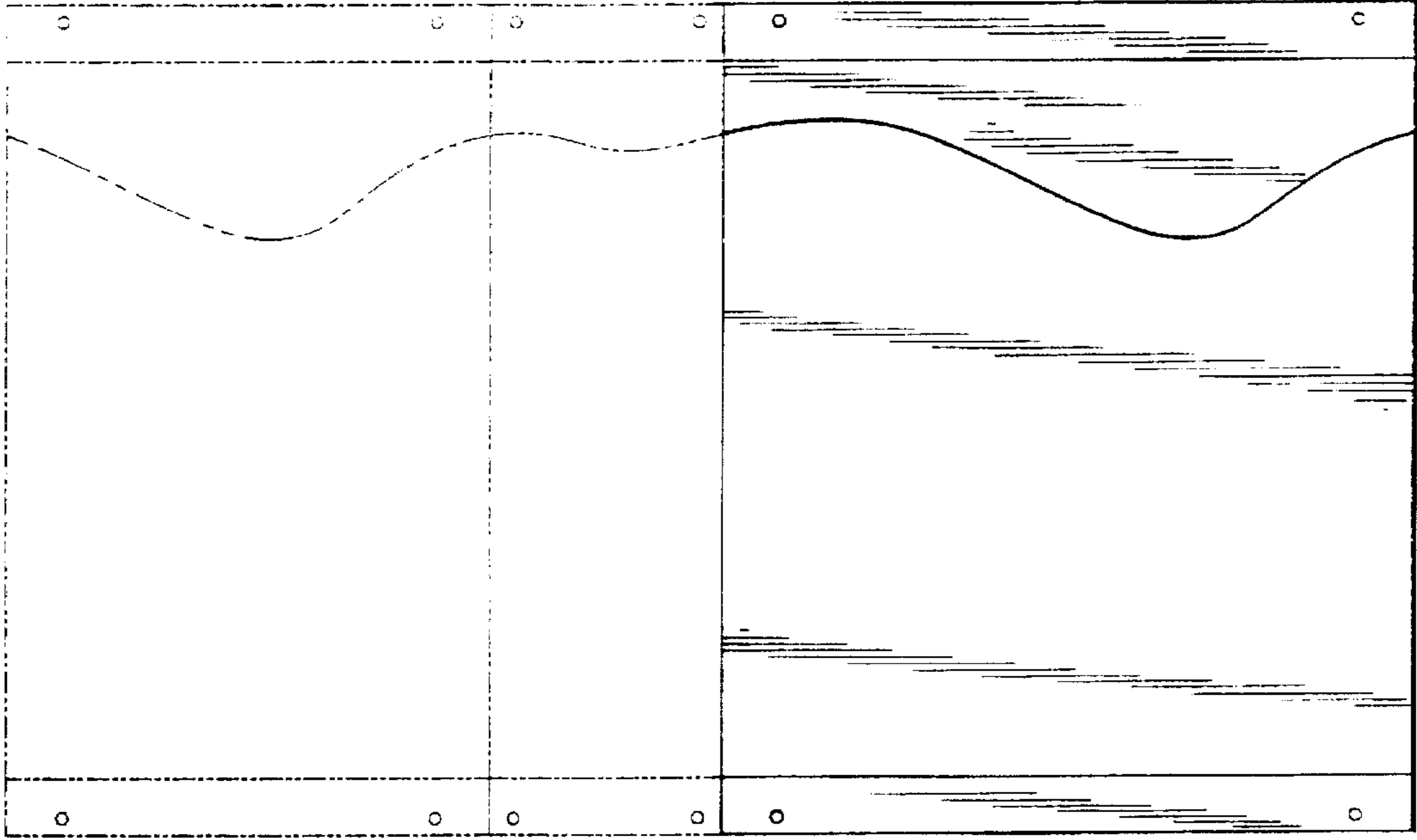


FIG. 8

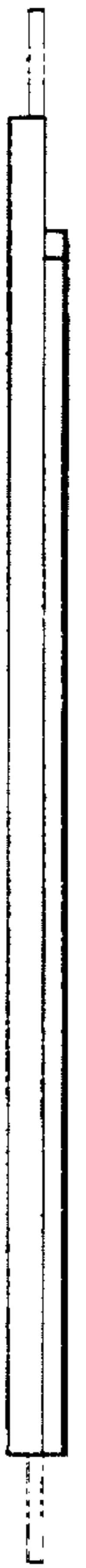


FIG. 4



FIG. 5

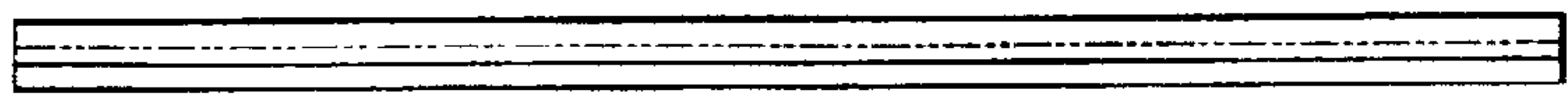


FIG. 7




FIG. 6