



US00D394250S

United States Patent [19]
Maitra

[11] **Patent Number: Des. 394,250**
[45] **Date of Patent: **May 12, 1998**

- [54] **ICON FOR A DISPLAY SCREEN**
- [75] **Inventor: Sidhartha Maitra, Saratoga, Calif.**
- [73] **Assignee: Multi-Tech Systems, Inc., Mounds View, Minn.**
- [**] **Term: 14 Years**
- [21] **Appl. No.: 1,397**
- [22] **Filed: Nov. 12, 1992**
- [51] **LOC (6) Cl. 14-02**
- [52] **U.S. Cl. D14/114.2**
- [58] **Field of Search D14/114, 114.1-114.9; D18/24, 27; D19/6; D10/11; 395/326, 339-40, 347-357**

OTHER PUBLICATIONS

MacDraw II User's Manual, Claris, full screen display, p. 4, 1988.
 Mastering WordPerfect 5.1 for Windows, Cybex, window display, p. 83, 1992.
 Microsoft Windows 3.1 Users Guide, Microsoft, window display, p. 109, small windows display, p. 22, 1992.
Primary Examiner—M. H. Tung
Attorney, Agent, or Firm—Schwegman, Lundberg, Woessner & Kluth, P.A.

[56] **References Cited**

U.S. PATENT DOCUMENTS

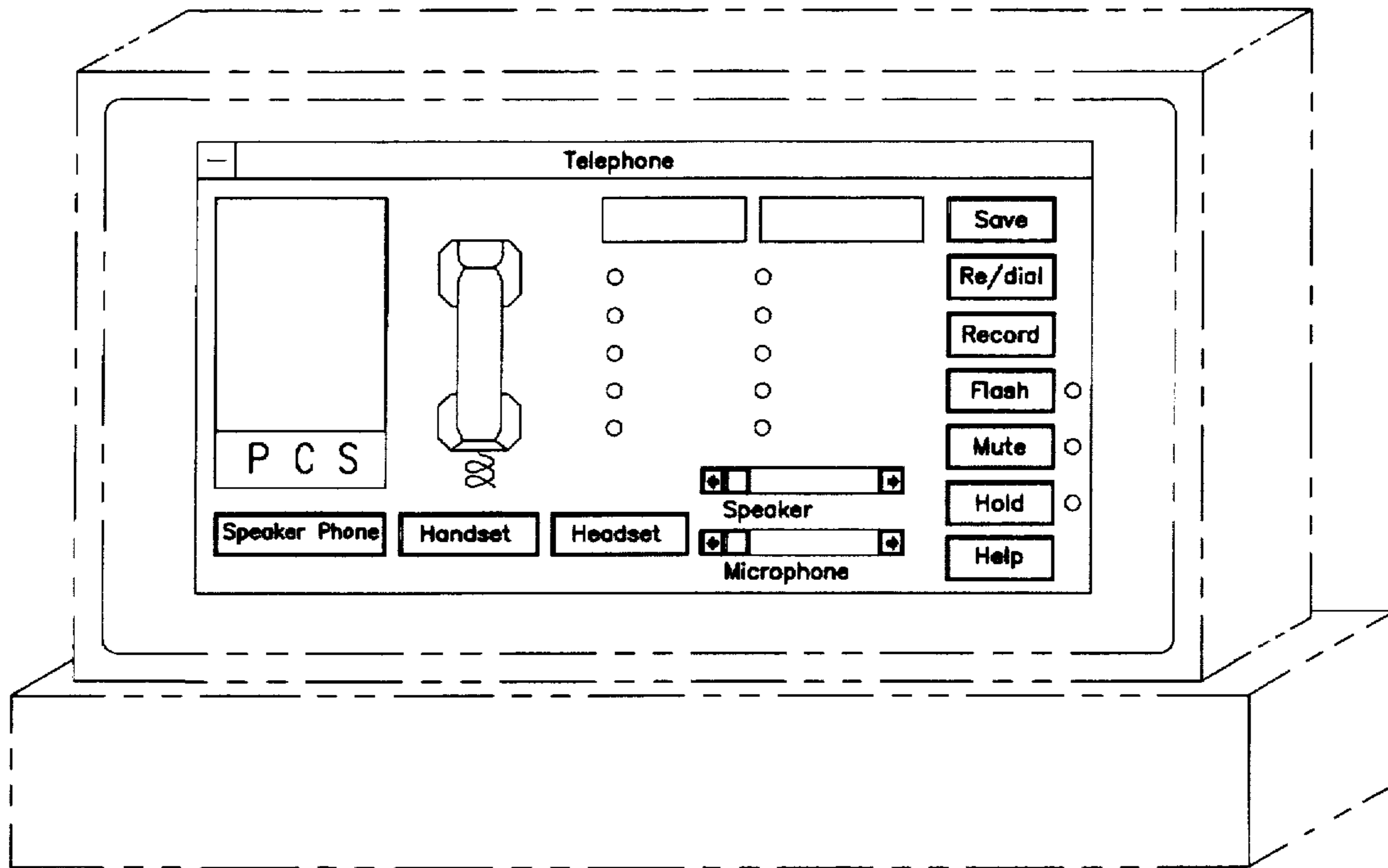
- D. 295,764 5/1988 Wells-Papanek et al. D18/27
- D. 296,114 6/1988 Wells-Papanek et al. D18/27
- D. 297,243 8/1988 Wells-Papanek et al. D18/27

[57] **CLAIM**
 The ornamental design for "icon for a display screen", as shown and described.

DESCRIPTION

FIG. 1 is a top, right perspective view of an icon for a display screen, the broken line drawing of a display screen is for illustrative purposes only and forms no part of the claimed design; and,
 FIG. 2 is a front elevational view thereof, on an enlarged scale, the icon is shown separately for clarity of illustration.

1 Claim, 2 Drawing Sheets



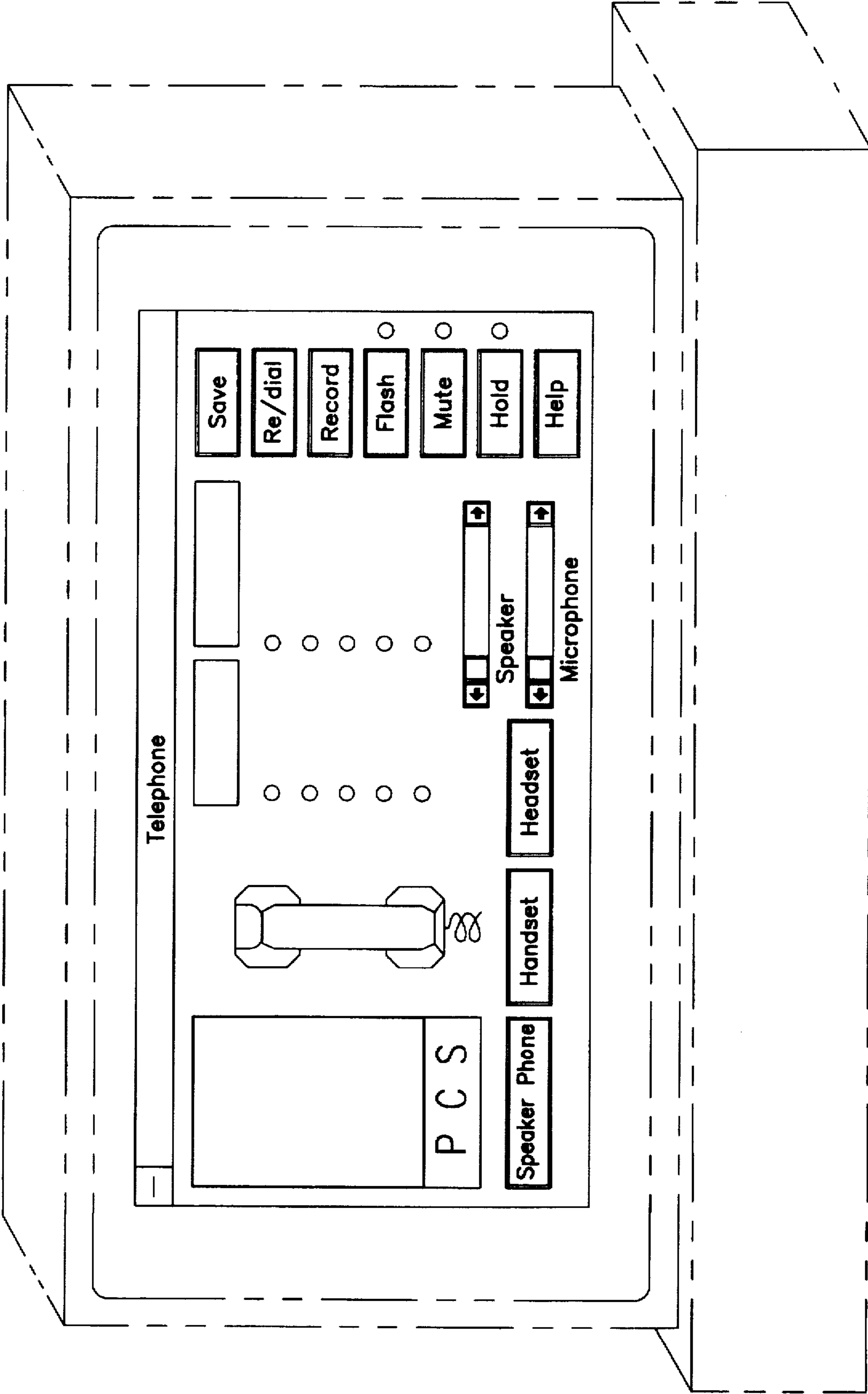


FIG. 1

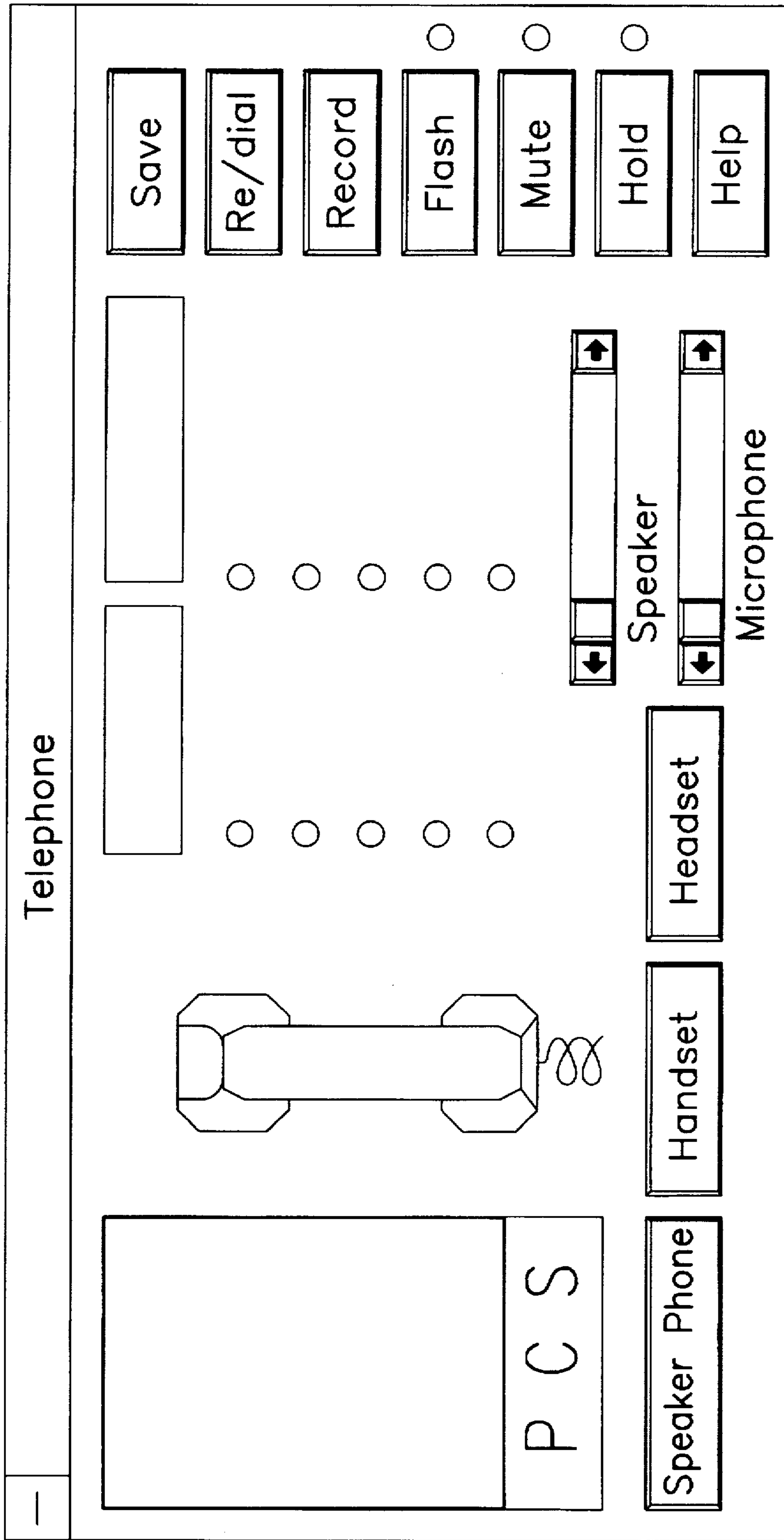


FIG. 2