



US00D394238S

United States Patent [19]

Haller et al.

[11] Patent Number: Des. 394,238

[45] Date of Patent: **May 12, 1998

[54] FRONT FACE OF A VEHICLE WHEEL

[75] Inventors: **Uwe Haller**, Eisingen; **Harald Leschke**, Sindelfingen, both of Germany; **Olivier Pierre Boulay**; **Anthony W. K. Lo**, both of Tokyo, Japan

[73] Assignee: **Mercedes-Benz AG**, Stuttgart, Germany

[**] Term: **14 Years**

[21] Appl. No.: **68,758**

[22] Filed: **Mar. 31, 1997**

[30] **Foreign Application Priority Data**

Sep. 30, 1996 [DE] Germany 96 08 462.6

[51] LOC (6) Cl. **12-16**

[52] U.S. Cl. **D12/209**

[58] Field of Search D12/204-213;
301/64.1, 65, 37.1

[56] **References Cited**

U.S. PATENT DOCUMENTS

D. 190,370 5/1961 Roberts D12/210

D. 264,204	5/1982	Bauer	D12/210
D. 284,753	7/1986	Hedlund	D12/210
D. 288,312	2/1987	Envall	D12/210
D. 316,844	5/1991	Peloquin et al.	D12/209
D. 323,806	2/1992	Stewart	D12/209
D. 324,020	2/1992	Wu	D12/212
D. 332,441	1/1993	Douglas, Jr.	D12/204

Primary Examiner—James Gandy

Assistant Examiner—Stacia Sinuik

Attorney, Agent, or Firm—Evenson McKeown Edwards & Lenahan, PLLC

[57] **CLAIM**

The ornamental design for a front face of a vehicle wheel, as shown and described.

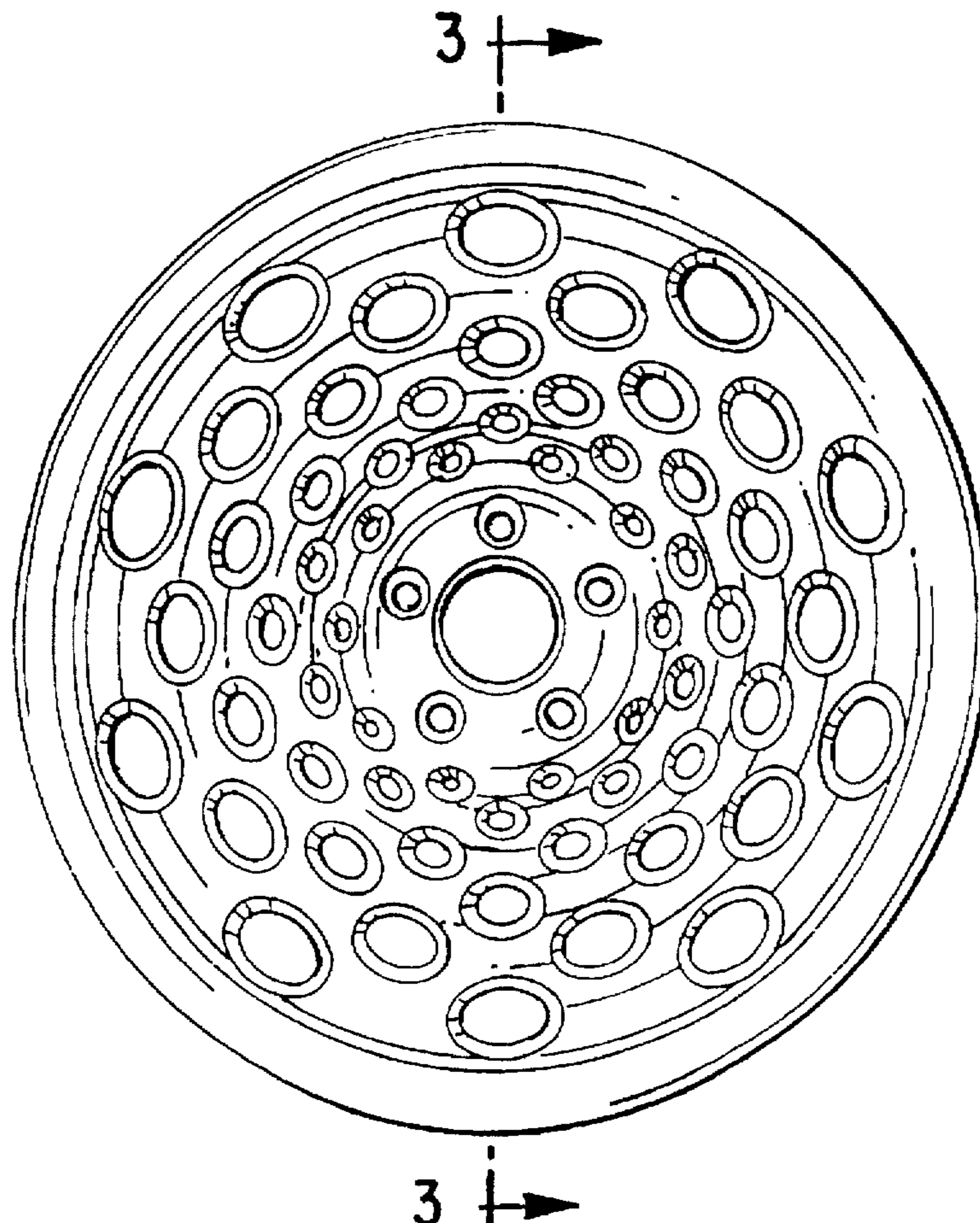
DESCRIPTION

FIG. 1 is a frontal view of the front face of a vehicle wheel according to our novel design;

FIG. 2 is a perspective side view of the front face of a vehicle wheel according to our novel design; and,

FIG. 3 is a sectional view taken along line 3—3 in FIG. 1. The broken line showing of environment in FIG. 3 is for illustrative purposes only and forms no part of the claimed design.

1 Claim, 1 Drawing Sheet



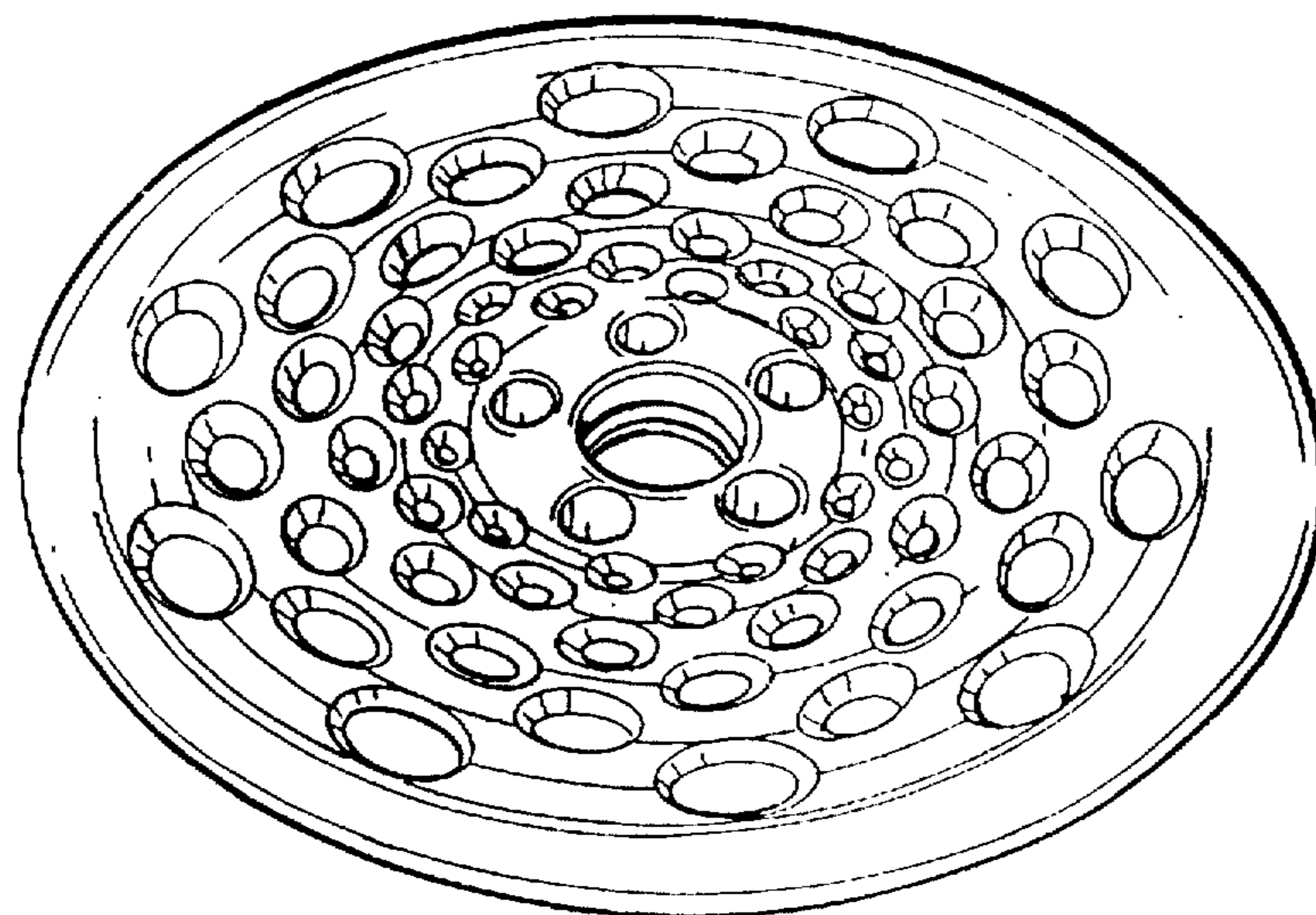


FIG. 2

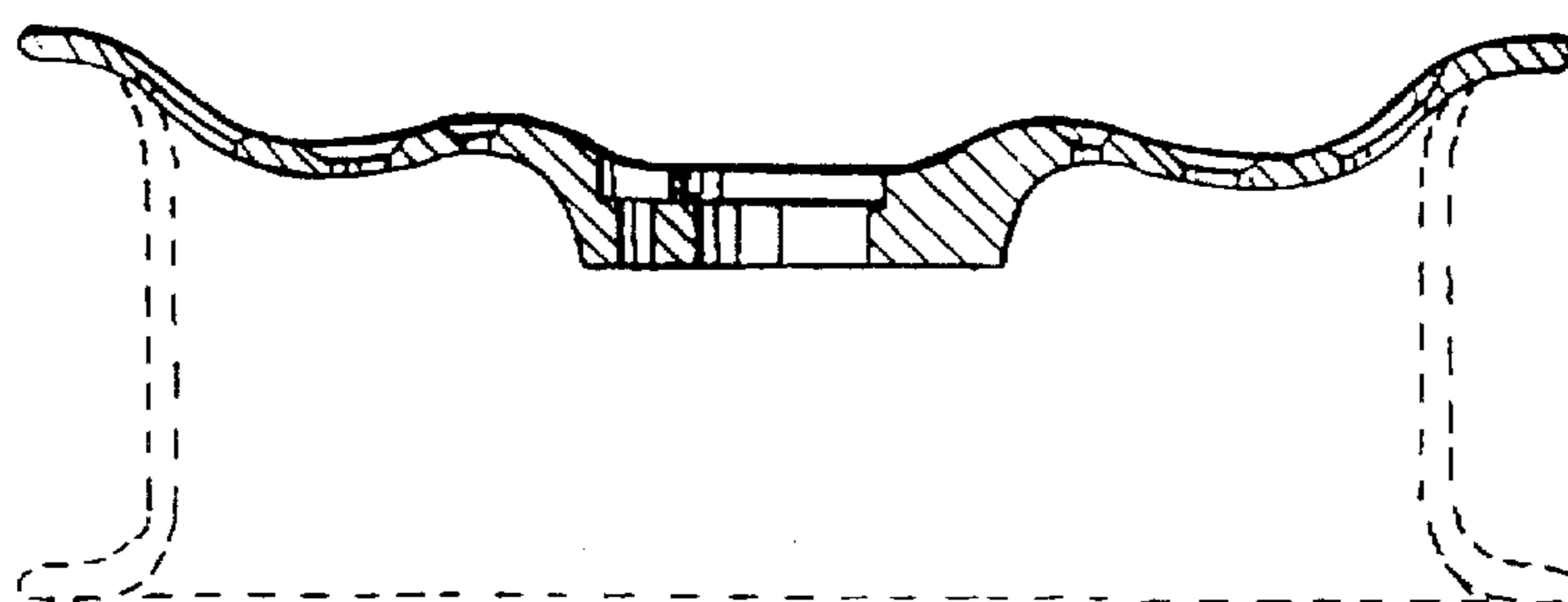


FIG. 3

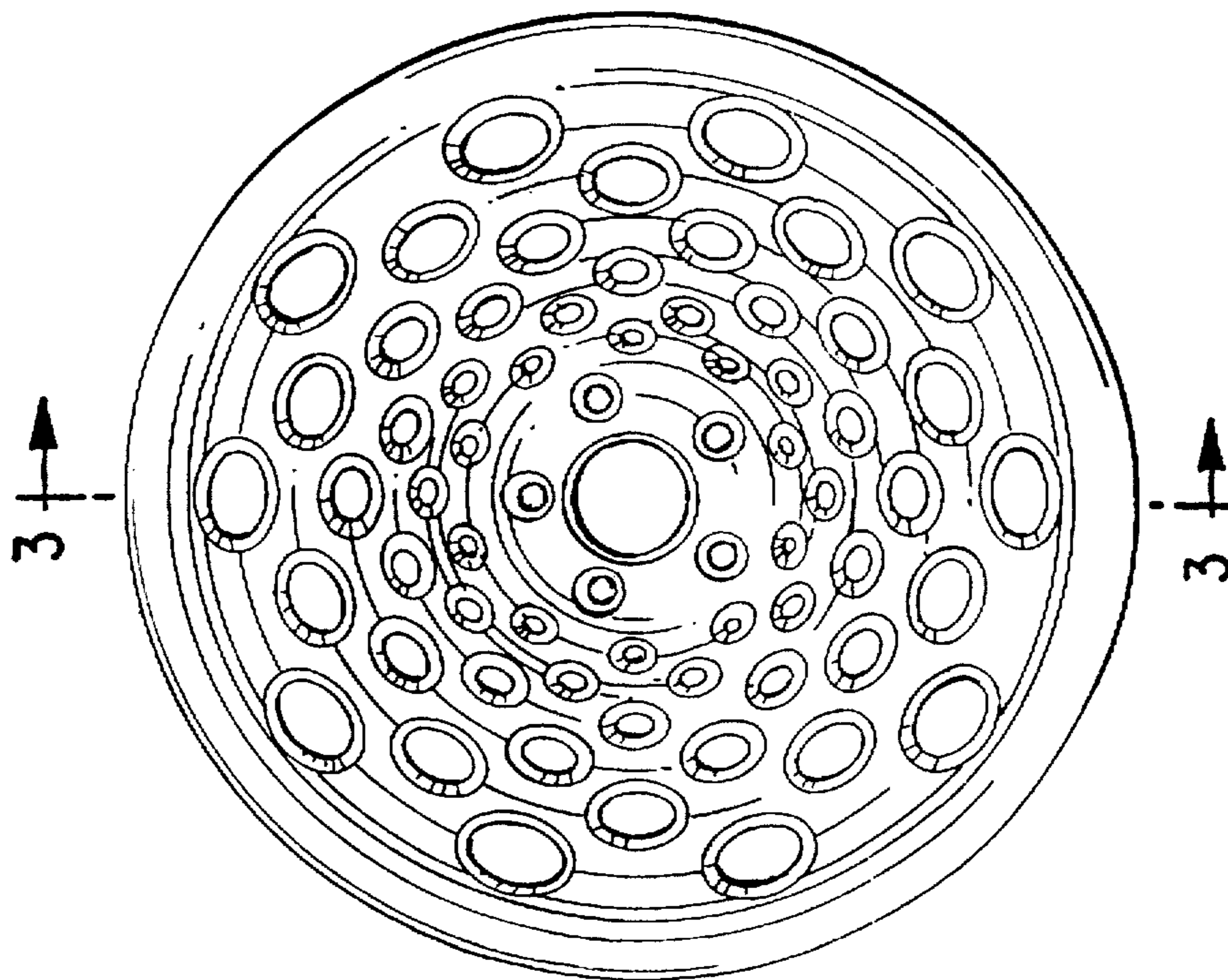


FIG. 1