



US00D394213S

United States Patent [19] Plogman

[11] Patent Number: **Des. 394,213**

[45] Date of Patent: ****May 12, 1998**

[54] **CLOCK**

[75] Inventor: **David Plogman**, Decatur, Ga.

[73] Assignee: **GTC Properties, Inc.**, Wilmington, Del.

[**] Term: **14 Years**

[21] Appl. No.: **59,444**

[22] Filed: **Sep. 11, 1996**

[51] LOC (6) Cl. **10-01**

[52] U.S. Cl. **D10/15; D10/1**

[58] Field of Search **D10/1-40, 122-132; 368/276, 277, 285, 10**

[56] **References Cited**

U.S. PATENT DOCUMENTS

- D. 239,091 3/1976 Toyoshima D10/15
- D. 246,309 11/1977 Nakamura D10/15 X
- D. 250,254 11/1978 Booty D10/15
- D. 275,458 9/1984 Correa D10/2
- D. 348,397 7/1994 Davis D10/15

OTHER PUBLICATIONS

Home Furnishings Daily —Jul. 13, 1976—p. 9—Clock at left.

Swiss Watch & Jewelry Journal —Feb. 1980—p. 278—Two Clocks at top.

Jeweler's Circular—Keystone—Sep. 1984—p. 88—Clock at top left.

Primary Examiner—Nelson C. Holtje
Attorney, Agent, or Firm—Jones, Day, Reavis & Pogue

[57] **CLAIM**

The ornamental design for a clock, as shown and described.

DESCRIPTION

FIG. 1 is a perspective view of a clock showing my new design;

FIG. 2 is a top plan view thereof;

FIG. 3 is a front elevational view thereof; and,

FIG. 4 is a left side elevational view thereof, the right side view being a mirror image thereof.

The bottom of the clock is flat and unornamented.

The broken line showing of "buttons" in all figures is for environmental purposes only and forms no part of the claimed design.

1 Claim, 2 Drawing Sheets

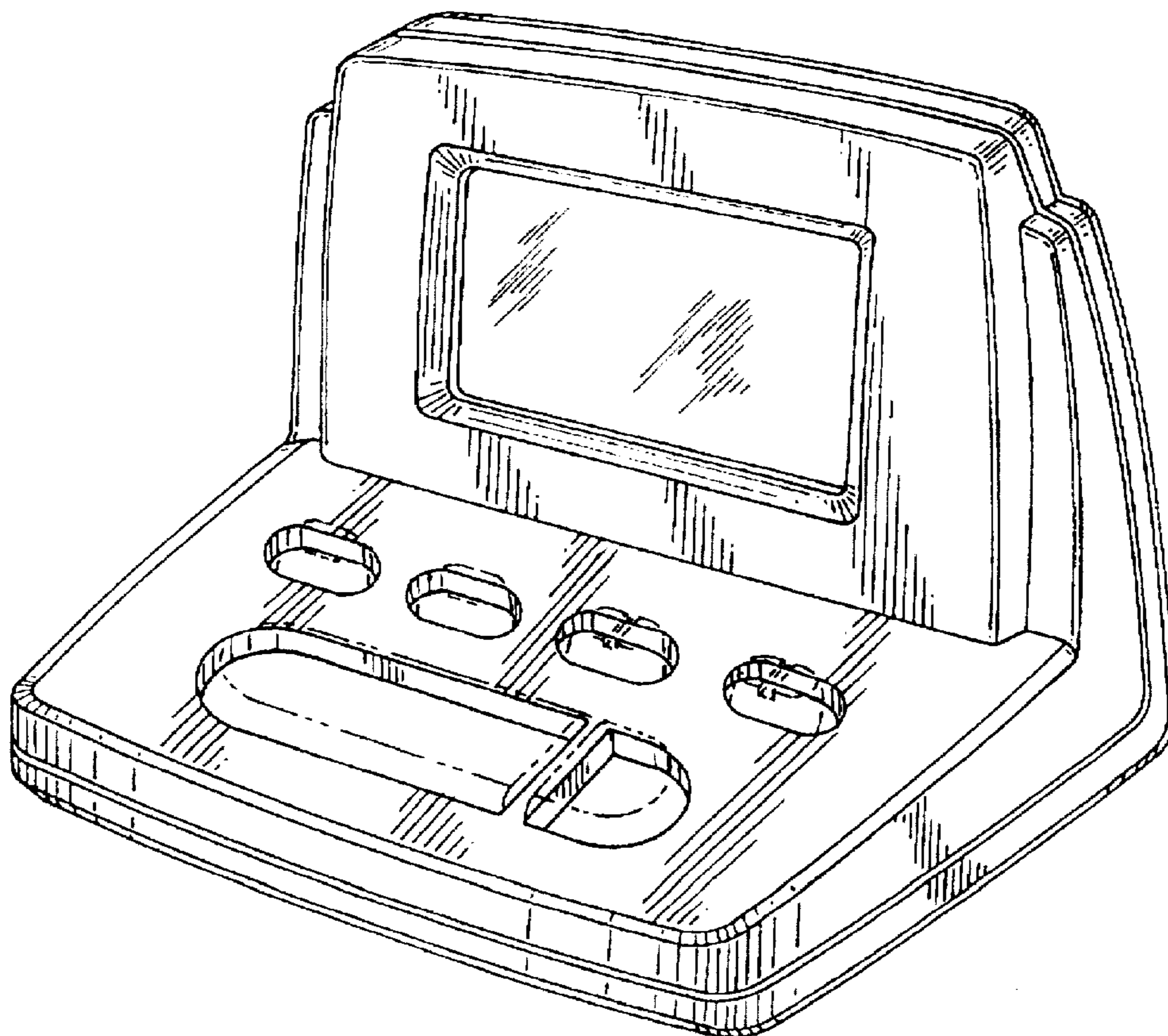


FIG. 1

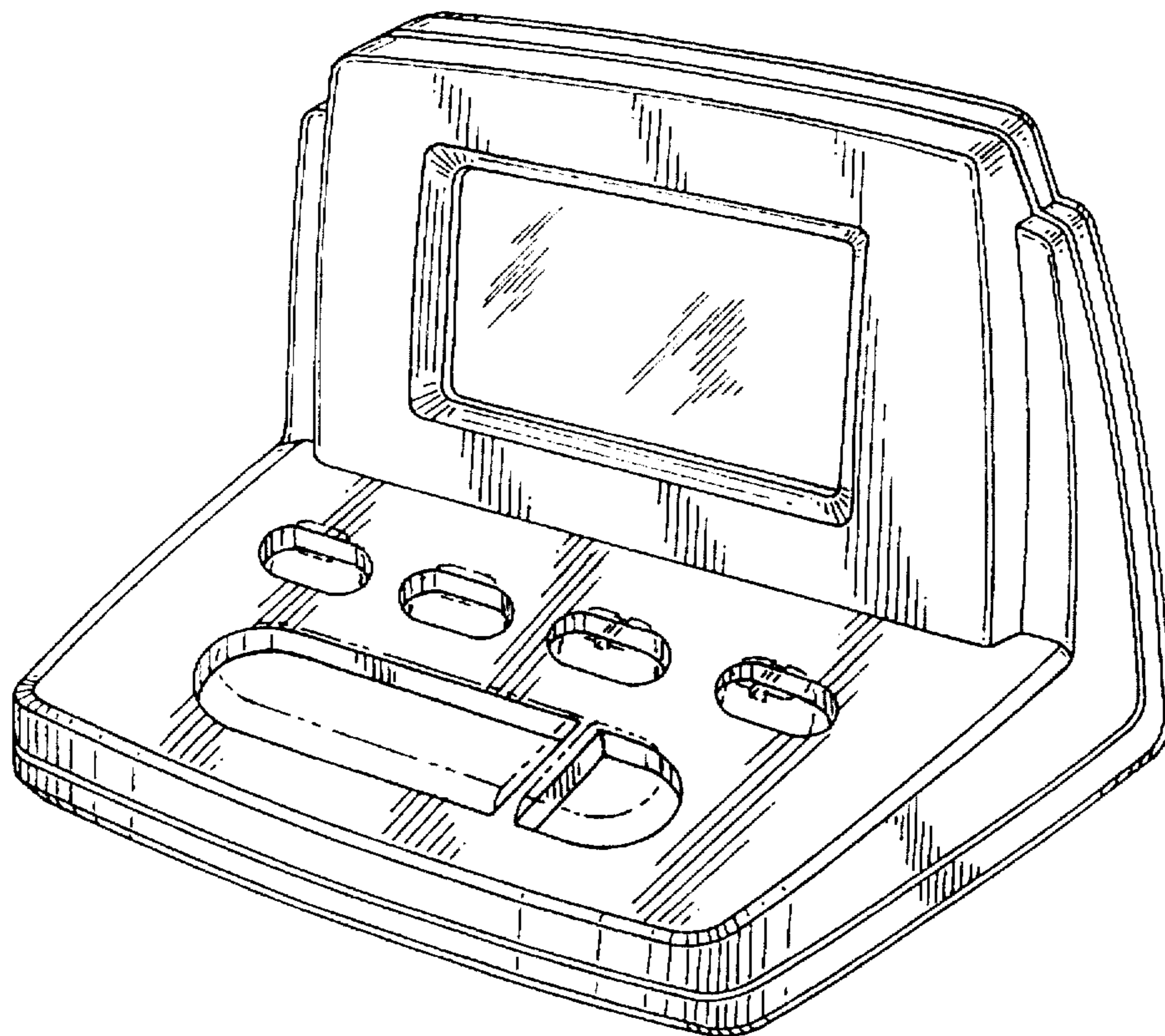


FIG. 2

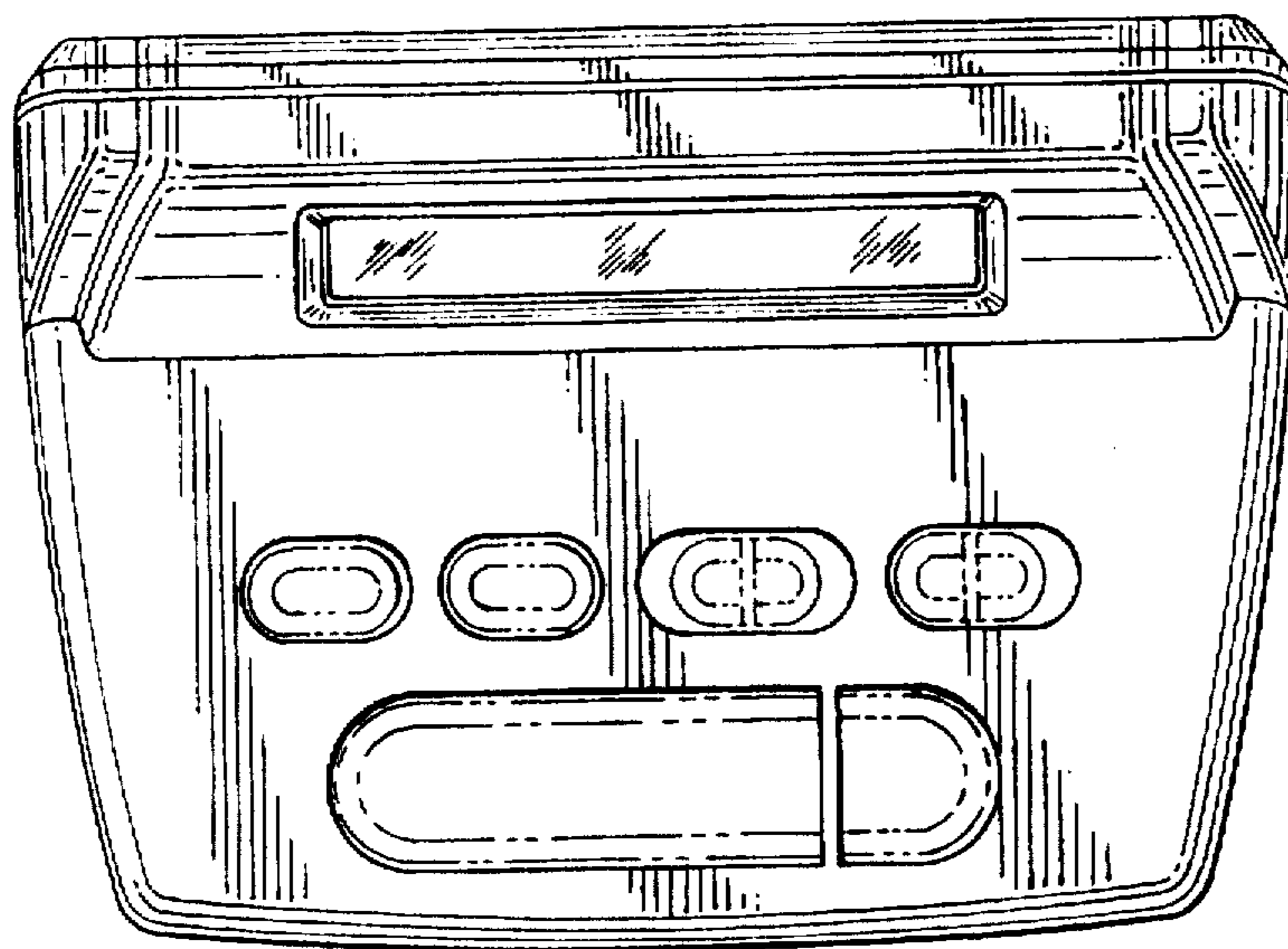


FIG. 3




FIG. 4

