

US00D394196S

United States Patent [19]

Richardson

[11] Patent Number: **Des. 394,196**

[45] Date of Patent: ****May 12, 1998**

[54] **PORTABLE ICE SKATE BLADE SHARPENER**

5,431,597	7/1995	Anderson	451/558
5,445,050	8/1995	Owens	76/83
5,499,556	3/1996	Exner et al.	76/83
5,569,064	10/1996	Gleadall	76/83

[76] Inventor: **Phil G. Richardson**, Box 2, Site 17, RR 2, Grande Prairie, Alberta, Canada, T8V 2Z9

Primary Examiner—Philip S. Hyder

[**] Term: **14 Years**

[57] **CLAIM**

[21] Appl. No.: **65,659**

The ornamental design for a portable ice skate blade sharpener, as shown and described.

[22] Filed: **Jan. 31, 1997**

DESCRIPTION

[51] **LOC (6) Cl.** **08-05**

FIG. 1 is a front elevational view of the portable ice skate blade sharpener showing my new design;

[52] **U.S. Cl.** **D8/91**

FIG. 2 is a rear elevational view thereof;

[58] **Field of Search** D8/90, 91, 92, D8/93; 451/558, 541, 545; 76/83

FIG. 3 is a right side view thereof;

FIG. 4 is a left side view thereof;

FIG. 5 is a top plan view thereof; and

FIG. 6 is a bottom plan view thereof; and,

FIG. 7 is a perspective view of the device shown in the prior Figures.

[56] **References Cited**

U.S. PATENT DOCUMENTS

D. 152,011	12/1948	McGoey	D8/91
D. 286,738	11/1986	Lucko	D8/91
2,398,566	4/1946	Talbert	D8/91

1 Claim, 4 Drawing Sheets

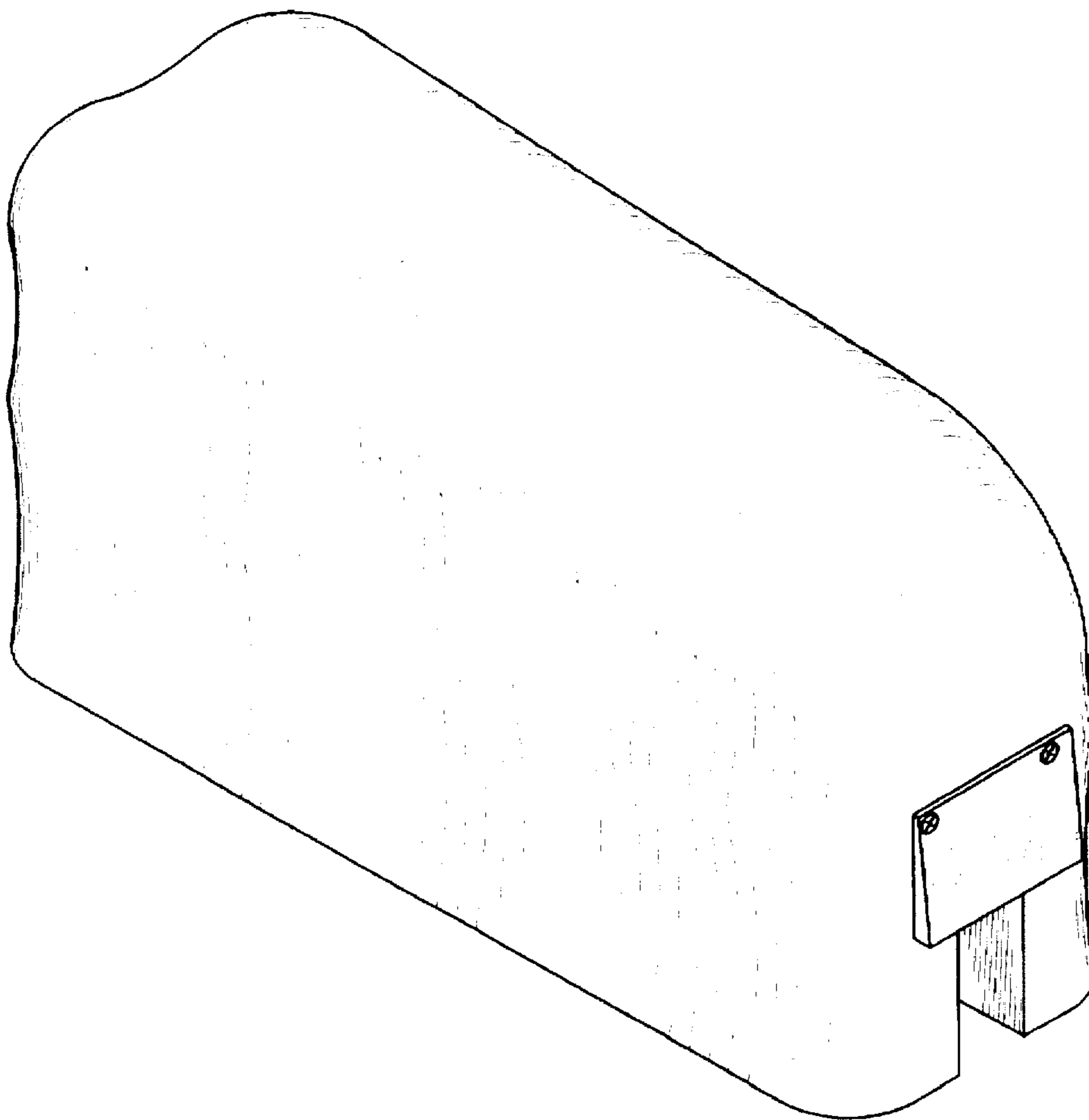


FIG. 1




FIG. 2




FIG. 3

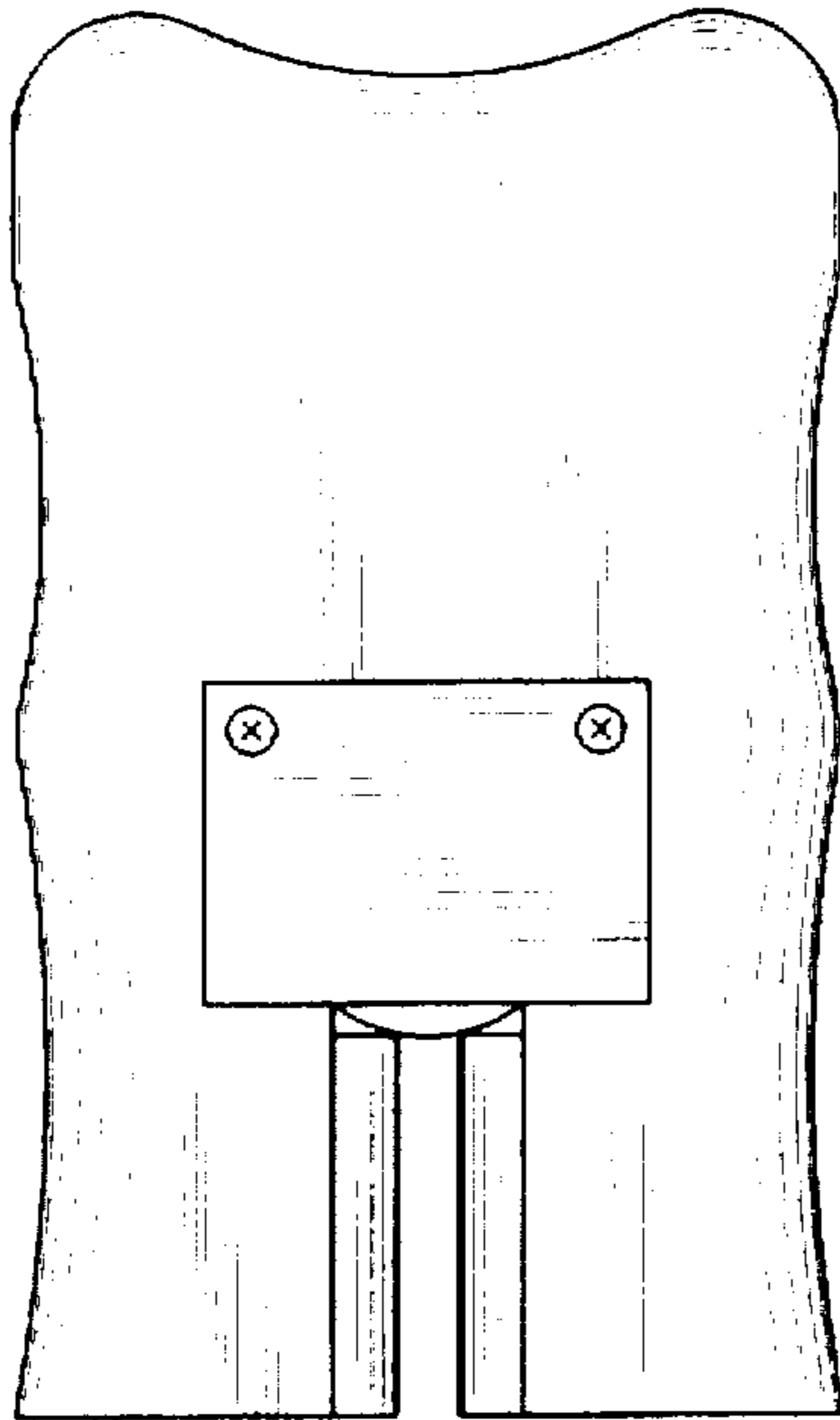


FIG. 4

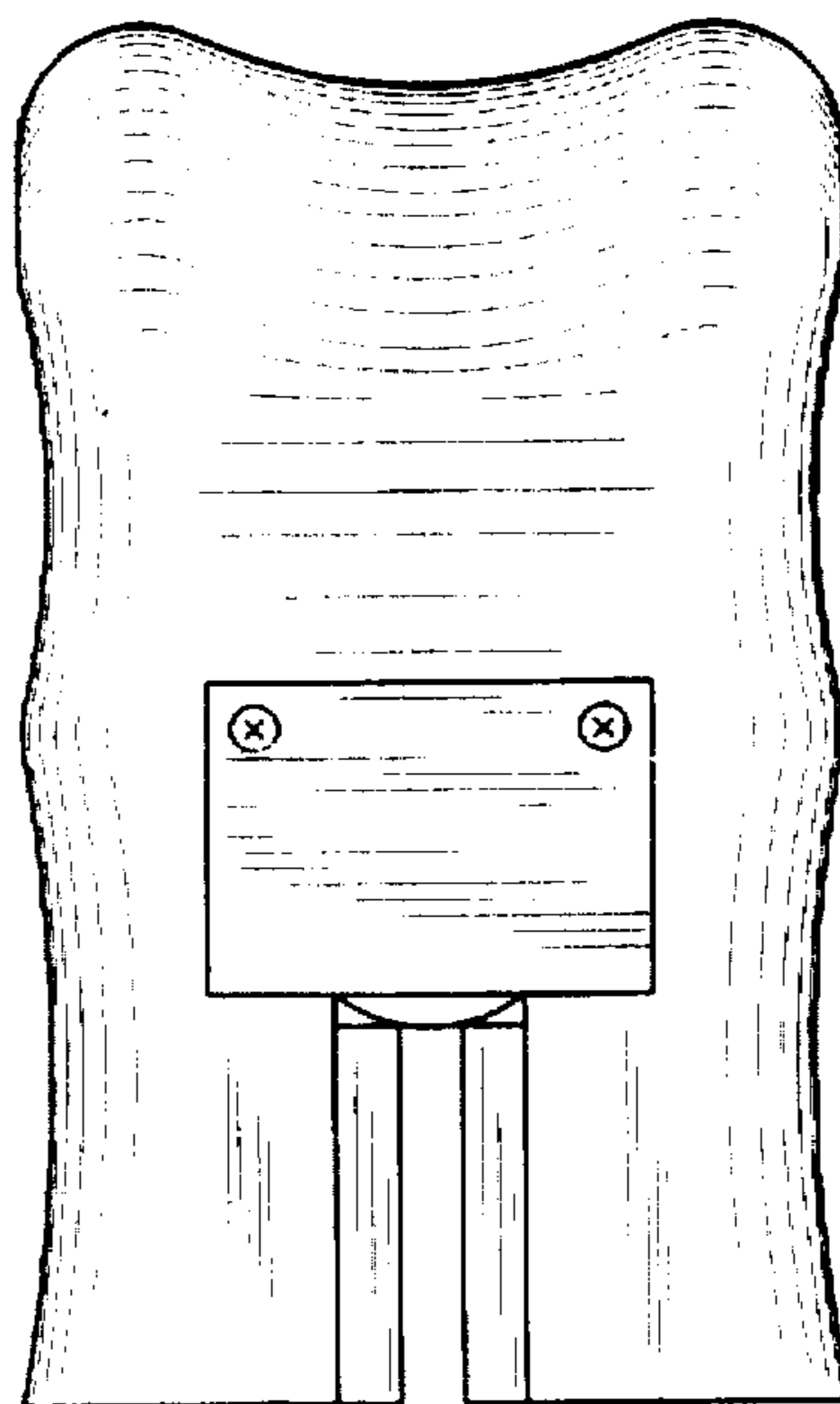


FIG. 5




FIG. 6

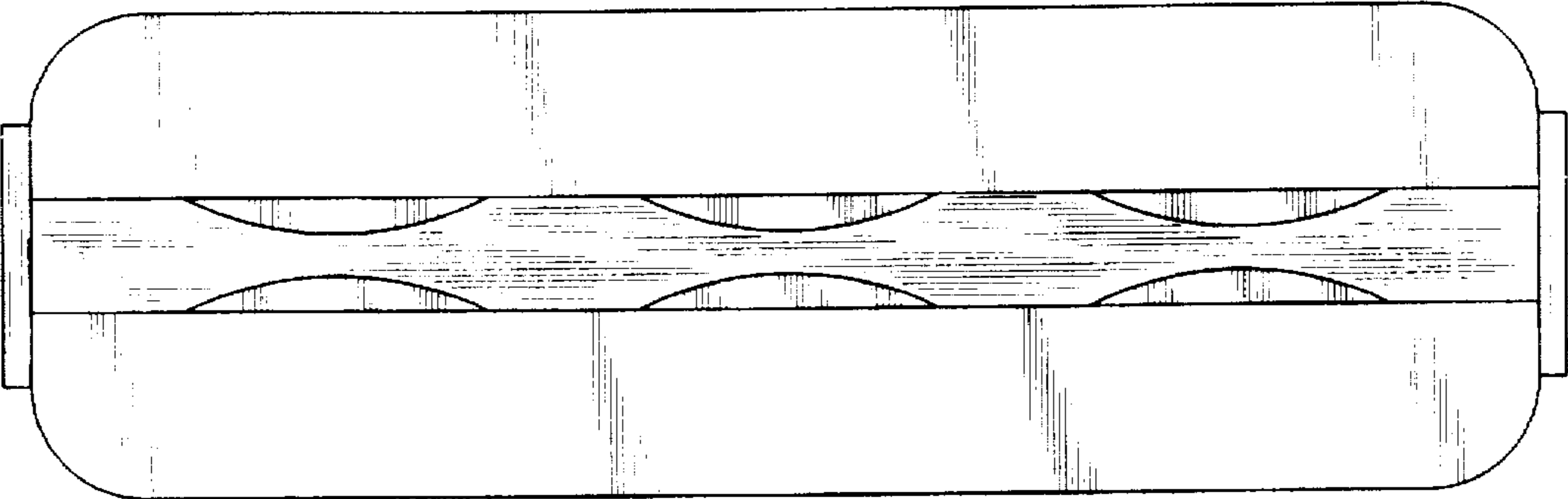


FIG. 7

