



US00D394187S

United States Patent [19]

Orrico et al.

[11] Patent Number: **Des. 394,187**

[45] Date of Patent: ****May 12, 1998**

[54] **DEVICE FOR MAKING HEATED BEVERAGES IN A MICROWAVE OVEN**

[76] Inventors: **Mario Orrico**, 6137 N. Harlem Ave., Chicago, Ill. 60631; **Herb Velazquez**, 352 Nayatt Rd., Barrington, R.I. 02806

[**] Term: **14 Years**

[21] Appl. No.: **69,306**

[22] Filed: **Mar. 27, 1997**

[51] LOC (6) Cl. **07-01**

[52] U.S. Cl. **D7/533; D7/509**

[58] Field of Search D7/510, 509, 511, D7/507, 513, 505, 533, 536, 537, 524, 503, 514, 523; 220/713, DIG. 13, 608, 669

[56] **References Cited**

U.S. PATENT DOCUMENTS

D. 215,747 10/1969 Ketcham D7/533

D. 220,845 6/1971 Mascetti, Jr. D7/533
D. 222,628 11/1971 Beckman D7/533
D. 290,324 6/1987 Ritman D7/536
D. 346,092 4/1994 Van De Velde D7/533 X
D. 347,547 6/1994 Heinrich D7/533
D. 380,348 7/1997 Burns et al. D7/533 X
5,454,482 10/1995 Simon D7/510 X

Primary Examiner—M. N. Pandozzi
Attorney, Agent, or Firm—McAndrews, Held & Malloy


[57] **CLAIM**

The ornamental design for the device for making heated beverages in a microwave oven, as shown and described.

DESCRIPTION

FIG. 1 is a front view of a device for making heated beverages in a microwave oven showing our new design; FIG. 2 is side view of the device of FIG. 1; FIG. 3 is a top view of the device of FIG. 1; FIG. 4 is a bottom view of the device of FIG. 1; and, FIG. 5 is a rear view of the device of FIG. 1.

1 Claim, 3 Drawing Sheets






FIG. 1




FIG. 2

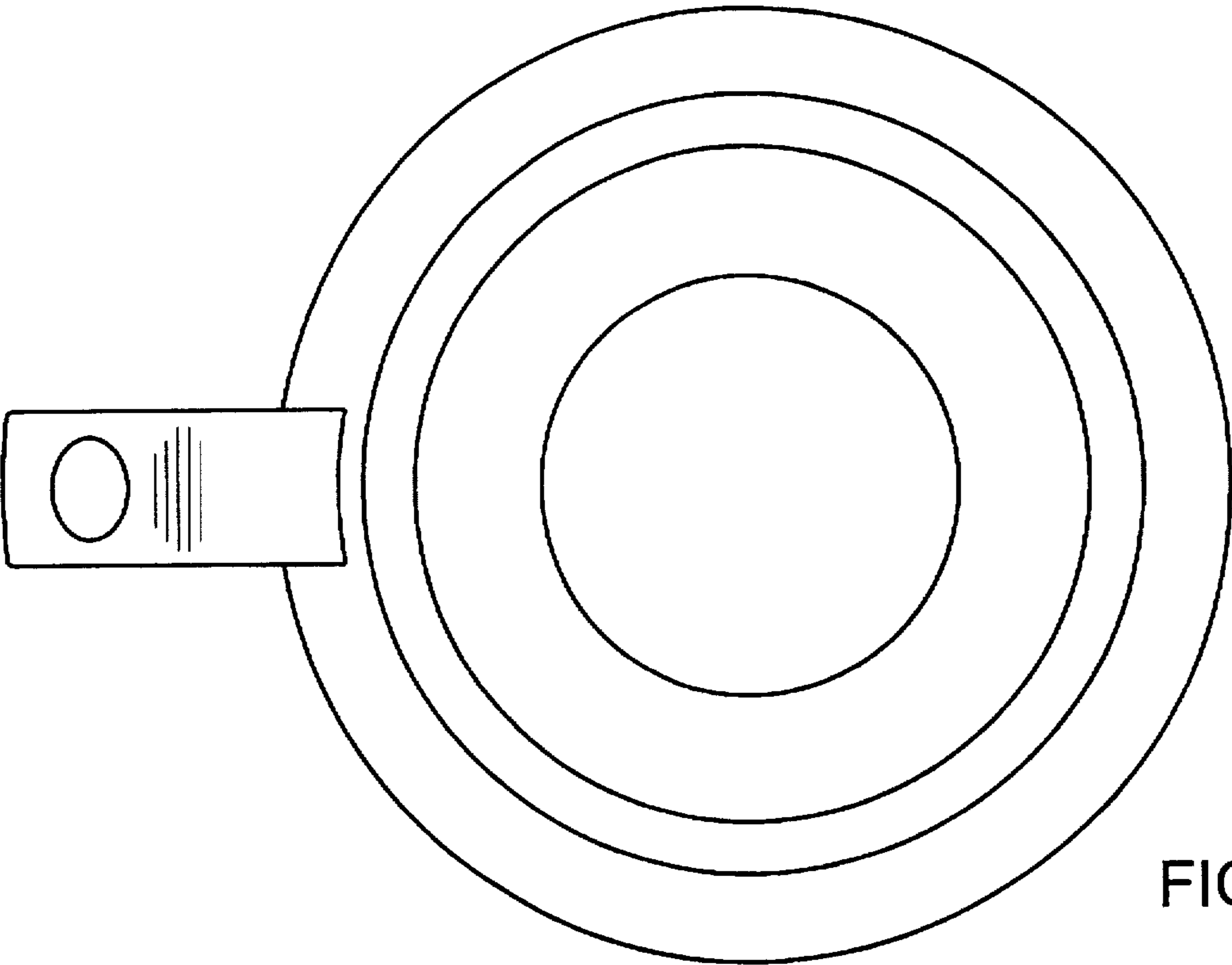


FIG. 3

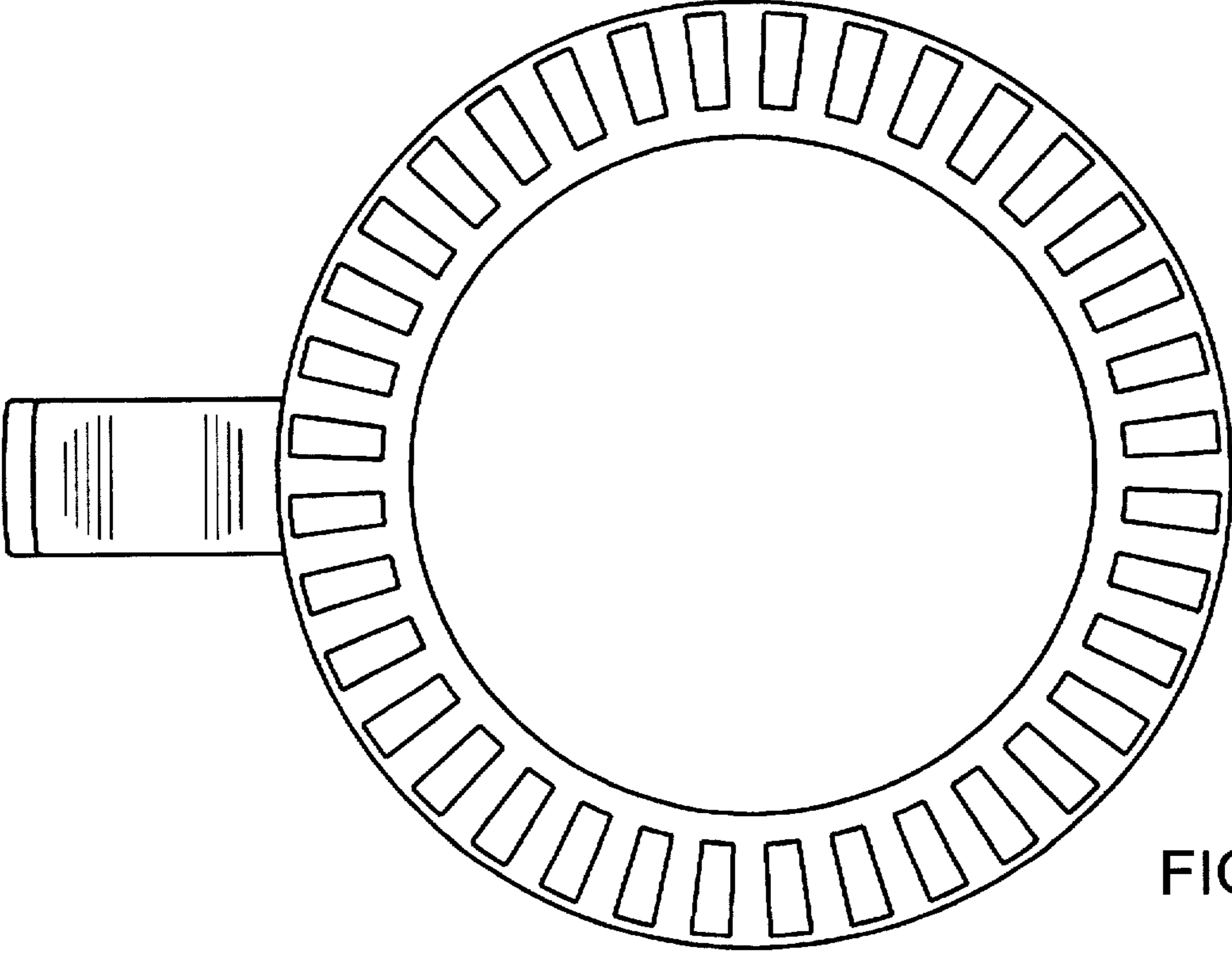


FIG. 4

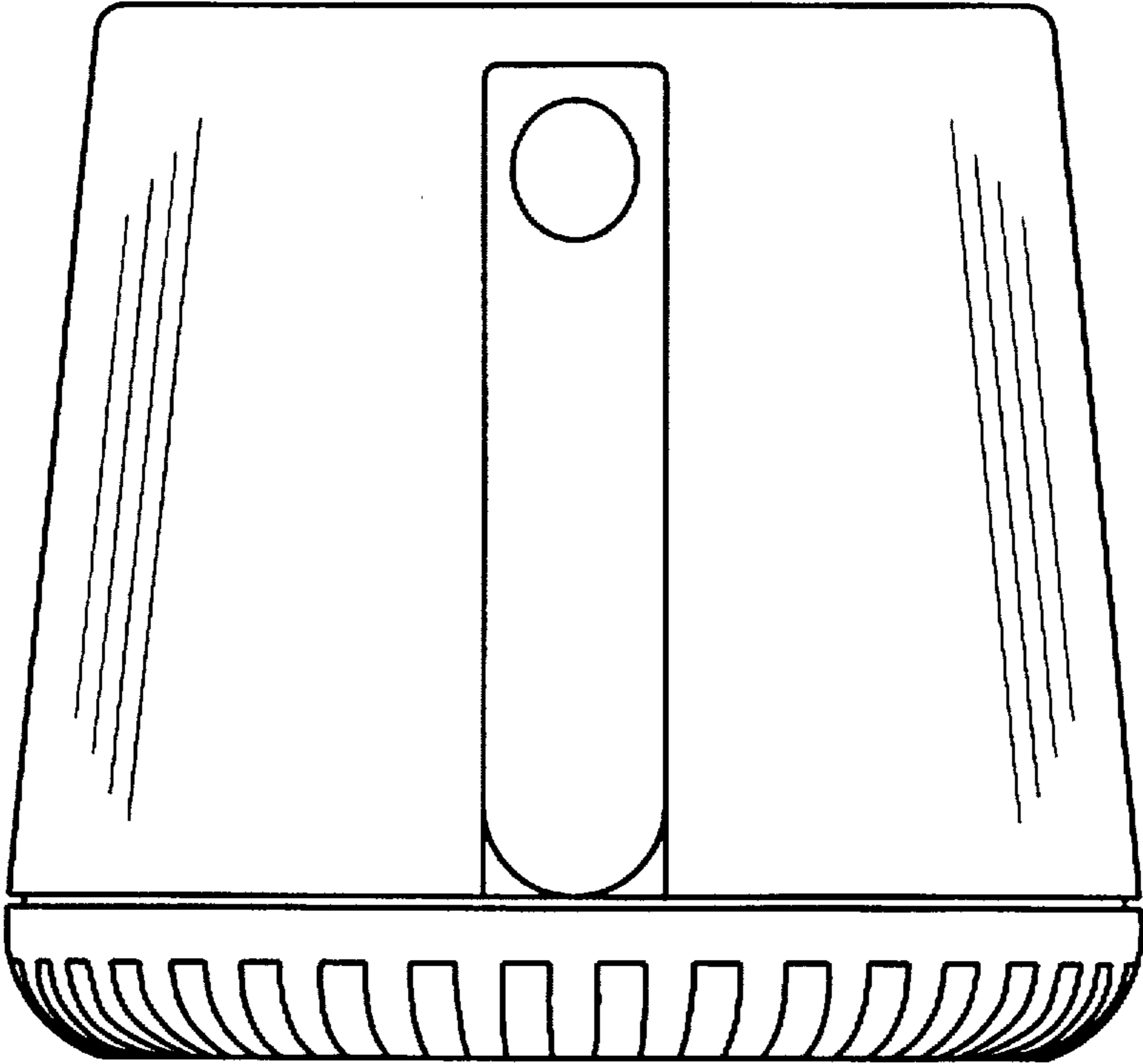


FIG. 5