



US00D394181S

**United States Patent** [19]  
**Mitchell**

[11] **Patent Number:** **Des. 394,181**  
[45] **Date of Patent:** **\*\*May 12, 1998**

[54] **COMBINED INFANT BLANKET AND CHANGING PAD**

[76] **Inventor:** **Betty Jane Mitchell, 6601 Bailey Cutoff, Benton, Ark. 72015**

[\*\*] **Term:** **14 Years**

[21] **Appl. No.:** **72,127**

[22] **Filed:** **Jun. 9, 1997**

[51] **LOC (6) Cl.** ..... **06-13**

[52] **U.S. Cl.** ..... **D6/603**

[58] **Field of Search** ..... D6/595, 596, 601, D6/602, 603; 5/482, 655, 652, 656, 494, 413 R, 485, 495; 2/69, 69.5; D2/718, 719

[56] **References Cited**

**U.S. PATENT DOCUMENTS**

D. 97,413 11/1935 **Reydmann** ..... D2/719  
D. 269,658 7/1983 **Bor** ..... 5/413 R

D. 380,589 7/1997 **Westman** ..... D2/719  
3,059,377 10/1962 **Brown et al.** ..... 2/69.5 X  
4,125,903 11/1978 **Farrell** ..... 2/69.5  
5,042,090 8/1991 **Cook** ..... 2/69  
5,046,204 9/1991 **Mohler** ..... 2/69

*Primary Examiner*—Janice E. Seeger

[57] **CLAIM**

The ornamental design for a combined infant blanket and changing pad, as shown and described.

**DESCRIPTION**

FIG. 1 is an exploded front elevational view of the combined infant blanket and changing pad showing my new design; FIG. 2 is an exploded rear elevational view thereof; FIG. 3 is an exploded right side view thereof; FIG. 4 is an exploded left side view thereof; FIG. 5 is an exploded top plan view thereof; and, FIG. 6 is an exploded bottom plan view thereof.

**1 Claim, 3 Drawing Sheets**

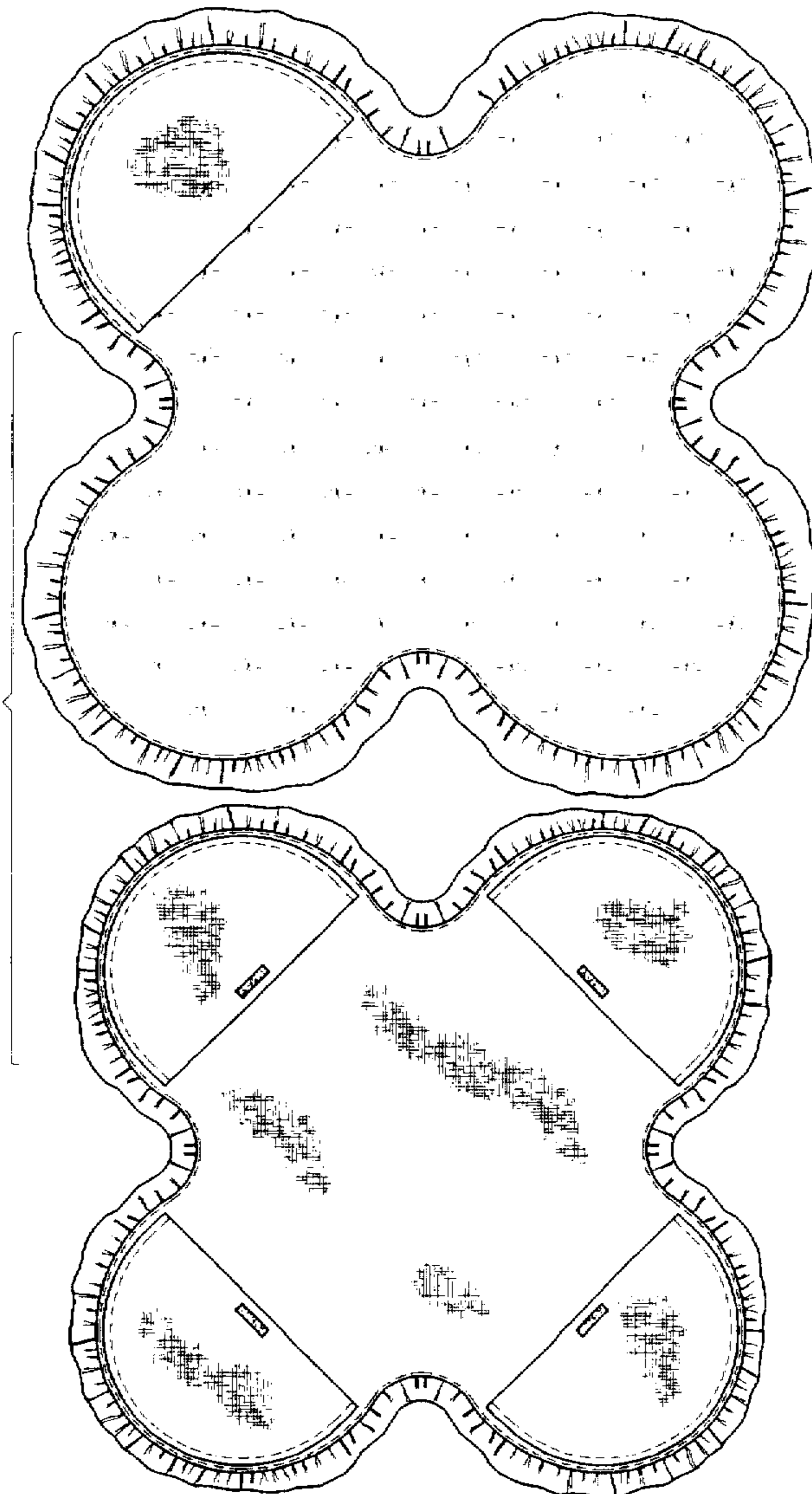


FIG. 1

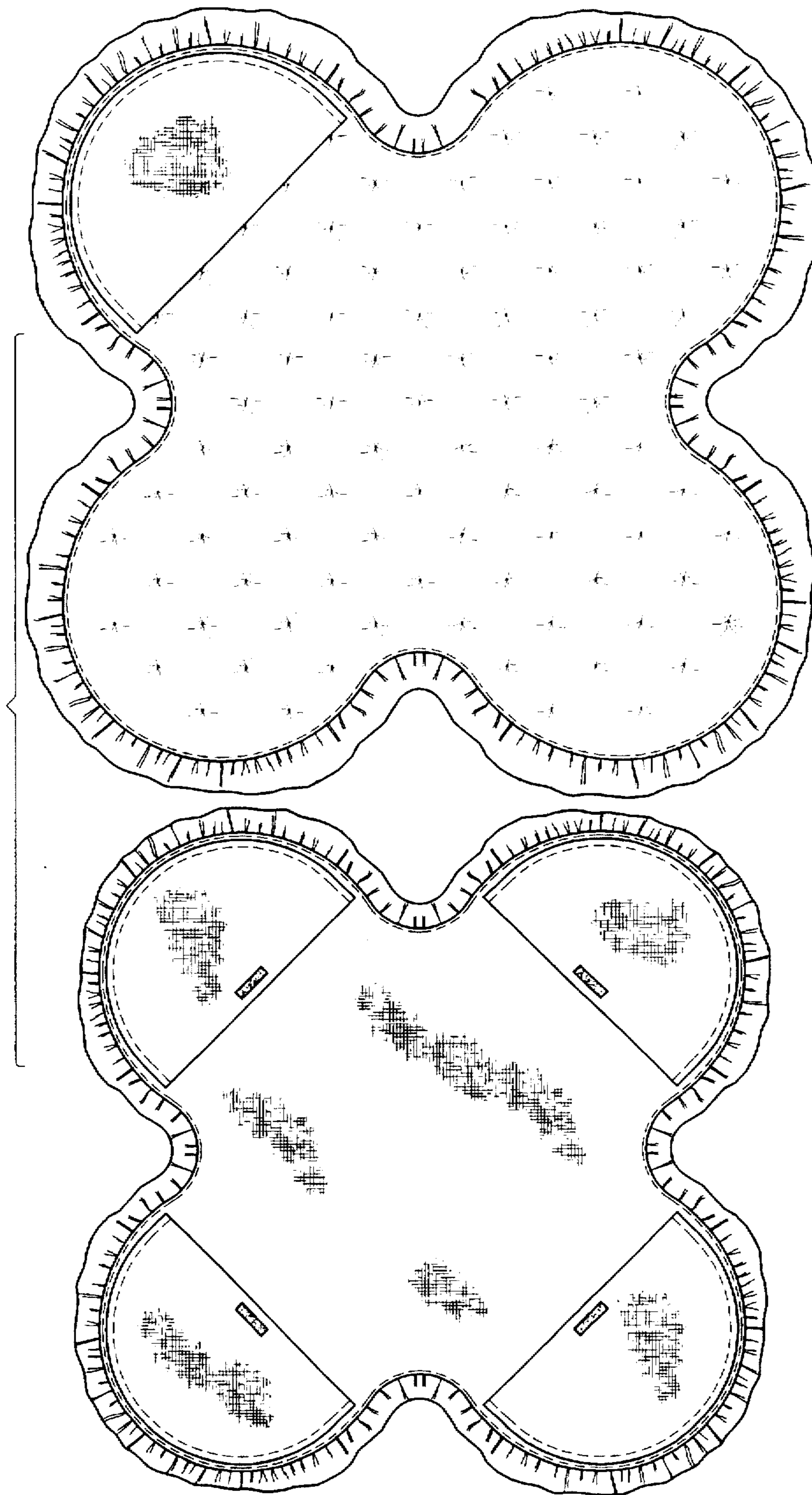


FIG. 2

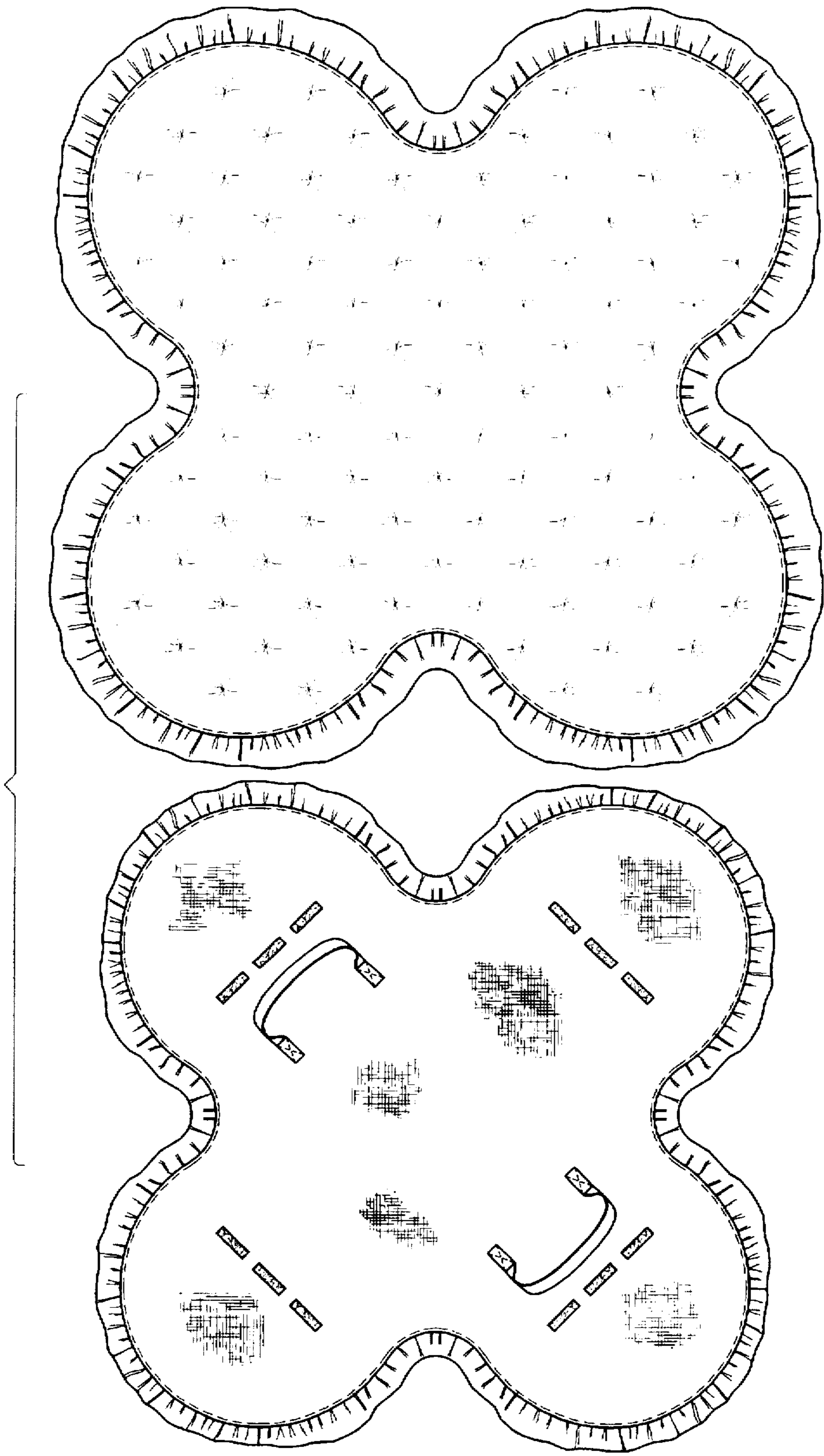


FIG. 3




FIG. 4




FIG. 5

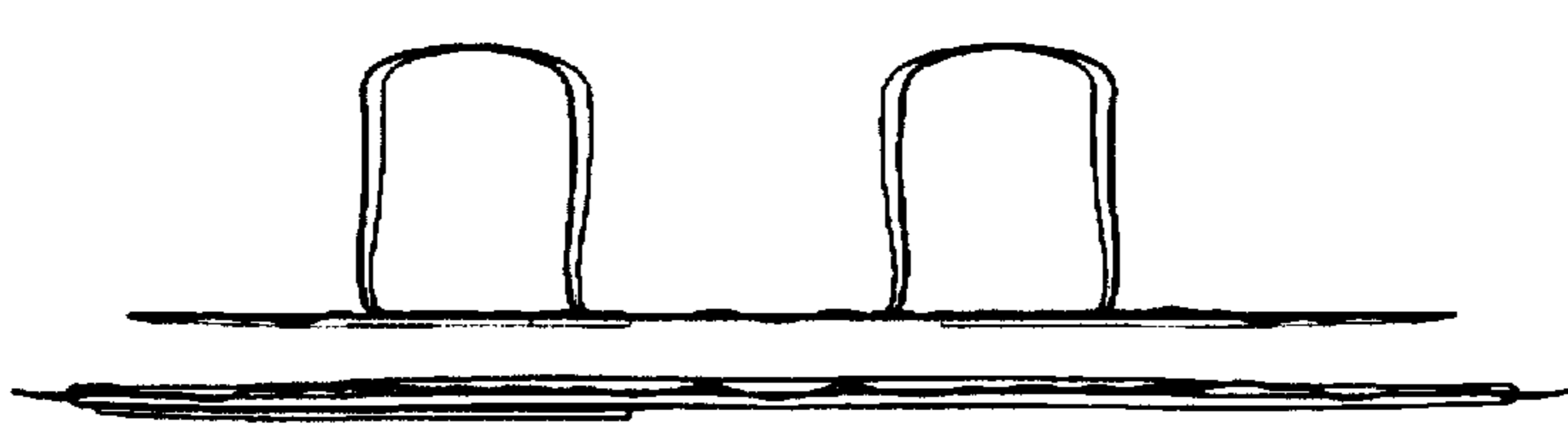


FIG. 6

