



US00D394154S

United States Patent [19]
Smith

[11] **Patent Number: Des. 394,154**
[45] **Date of Patent: ***May 12, 1998**

[54] **BALL HOLDER**

[75] **Inventor: David J. Smith, Brecksville, Ohio**

[73] **Assignee: Steere Enterprises, Tallmadge, Ohio**

[*] **Notice:** The portion of the term of this patent subsequent to Nov. 12, 2010, has been disclaimed.

[**] **Term: 14 Years**

2,768,775	10/1956	Houser .	
3,980,215	9/1976	Schwarzbauer	224/919 X
4,042,156	8/1977	Knight	D3/224 X
4,088,251	5/1978	Rodriguez	224/919 X
4,296,874	10/1981	Evans .	
4,299,345	11/1981	Lanzl .	
4,730,728	3/1988	Larkin	206/315.9
4,798,319	1/1989	James, Jr.	224/919 X
4,840,332	6/1989	Hoyt	224/274
5,183,154	2/1993	Slemp	206/315.9
5,186,374	2/1993	Buxtori	224/919 X
5,433,491	7/1995	Green	224/202 X

[21] **Appl. No.: 57,121**

[22] **Filed: Jul. 17, 1996**

Related U.S. Application Data

[63] **Continuation-in-part of Ser. No. 37,484, Apr. 13, 1995, Pat. No. Des. 375,406.**

[51] **LOC (6) Cl. 03-01**

[52] **U.S. Cl. D3/257**

[58] **Field of Search D3/221, 257; 224/919; 206/315.9, 315.1**

[56] **References Cited**

U.S. PATENT DOCUMENTS

D. 249,083	8/1978	Evans	D3/257
D. 375,406	11/1996	Smith	D3/257
1,778,225	10/1930	Morss	206/315.9

Primary Examiner—Doris V. Coles
Assistant Examiner—Catherine R. Oliver
Attorney, Agent, or Firm—Renner, Kenner, Greive, Bobak, Taylor & Weber

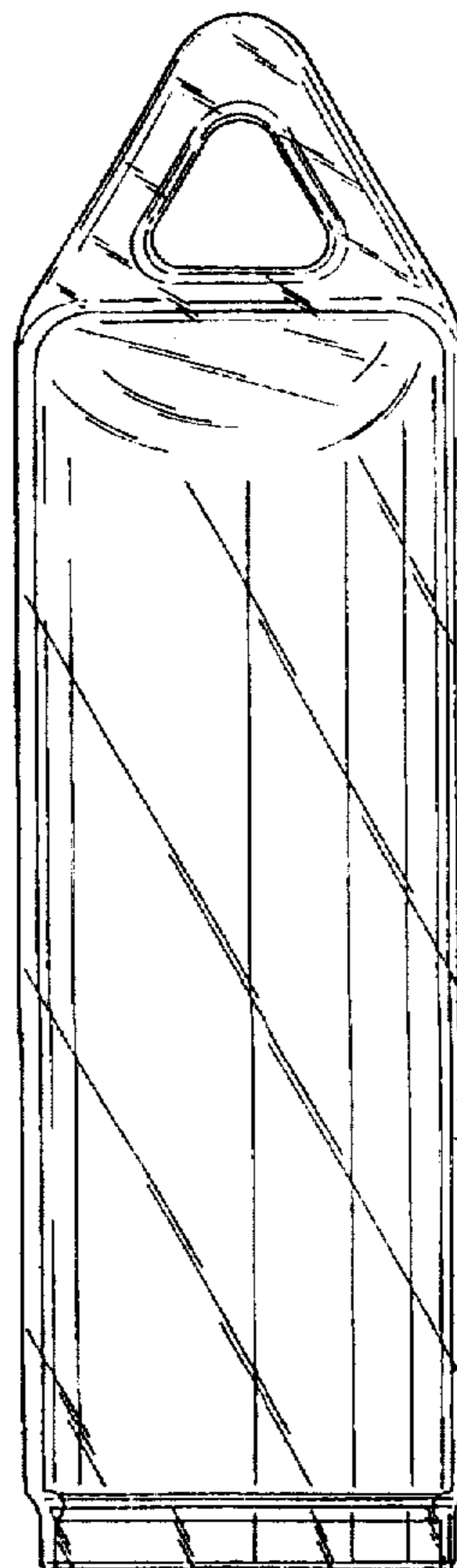
[57] **CLAIM**

The ornamental design for a ball holder, as shown and described.

DESCRIPTION

FIG. 1 is a front elevational view of a ball holder showing my new design, with the rear elevational view being a mirror image thereof;
FIG. 2 is a top plan view thereof;
FIG. 3 is a side elevational view, with the opposite side being a mirror image thereof; and,
FIG. 4 is a bottom plan view thereof.

1 Claim, 1 Drawing Sheet



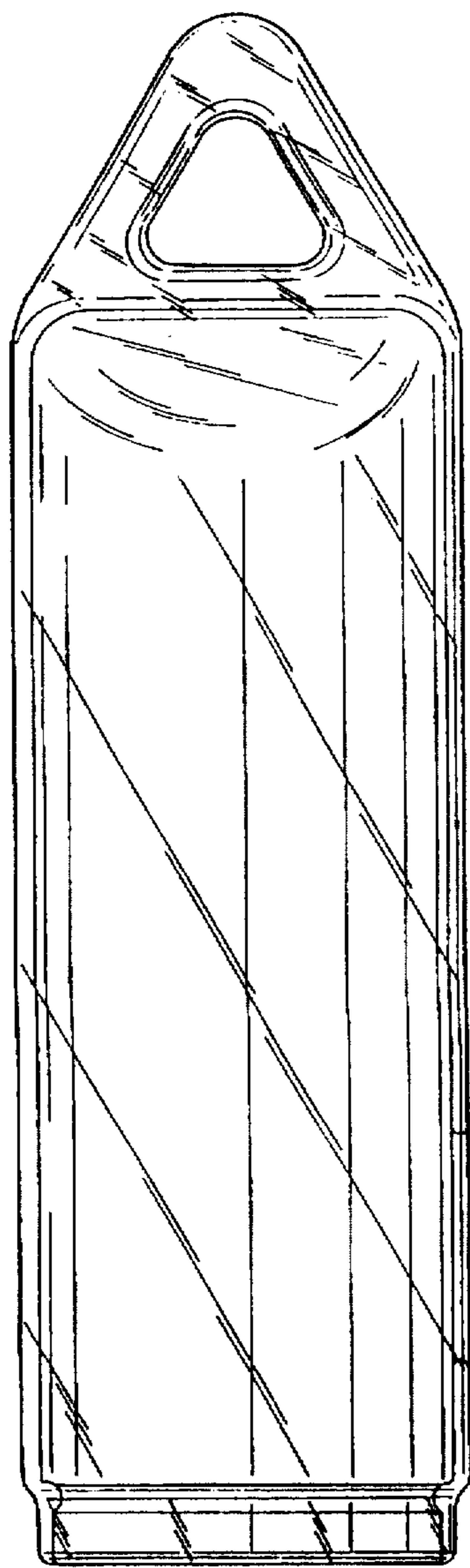


FIG. -1

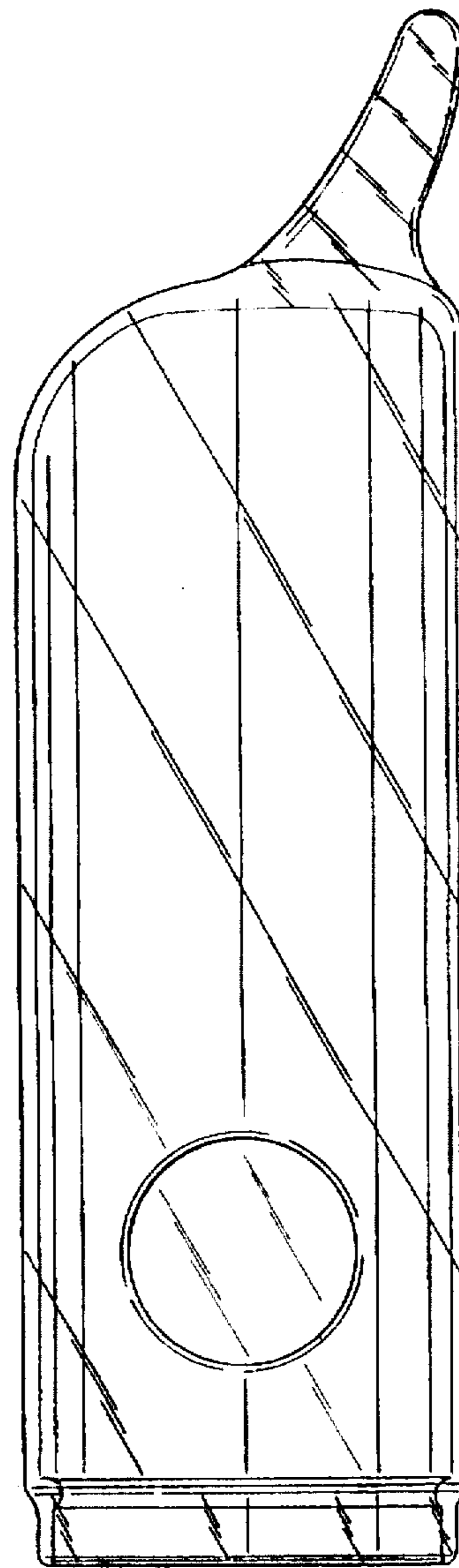


FIG. -3

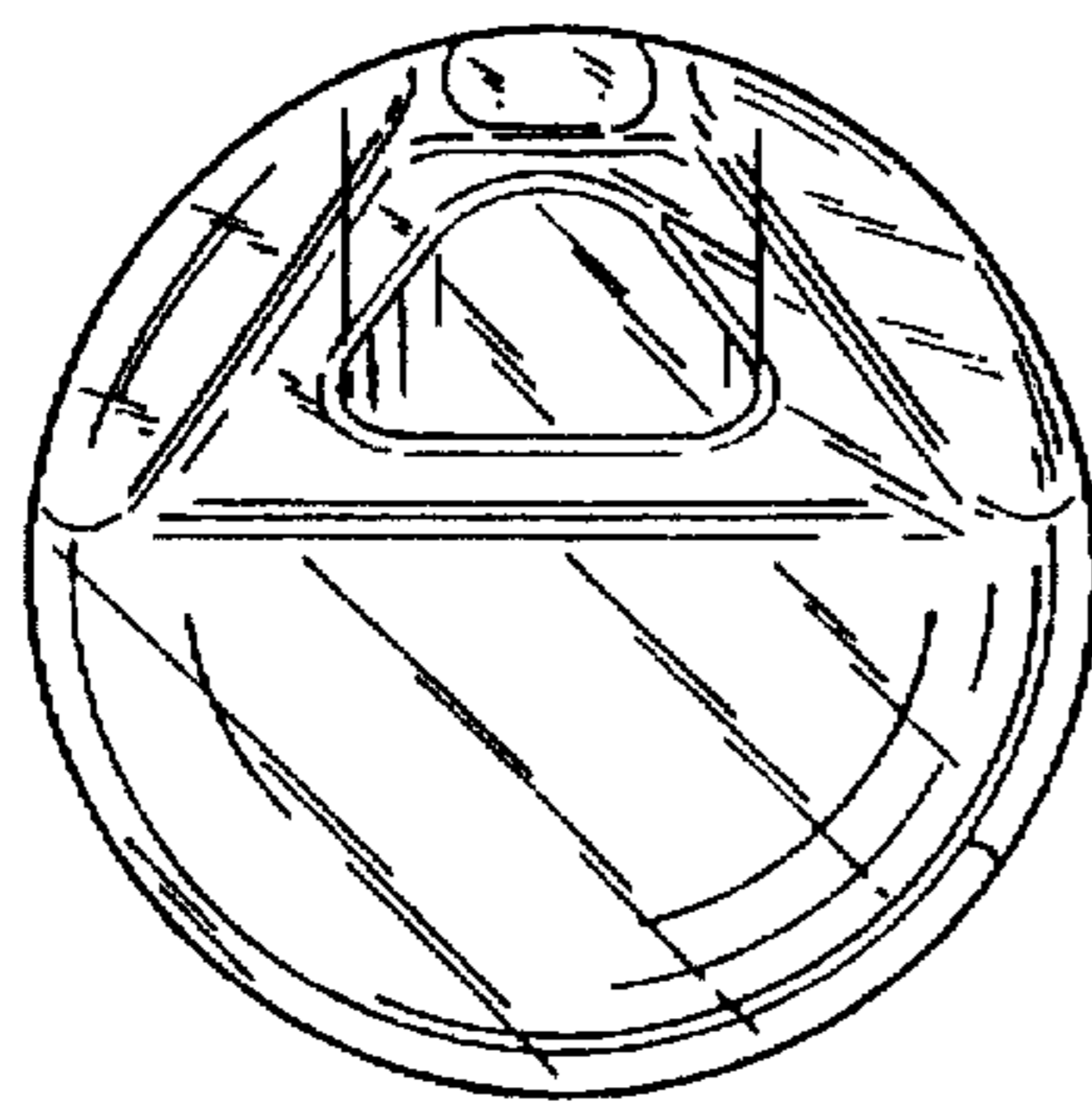


FIG. -2

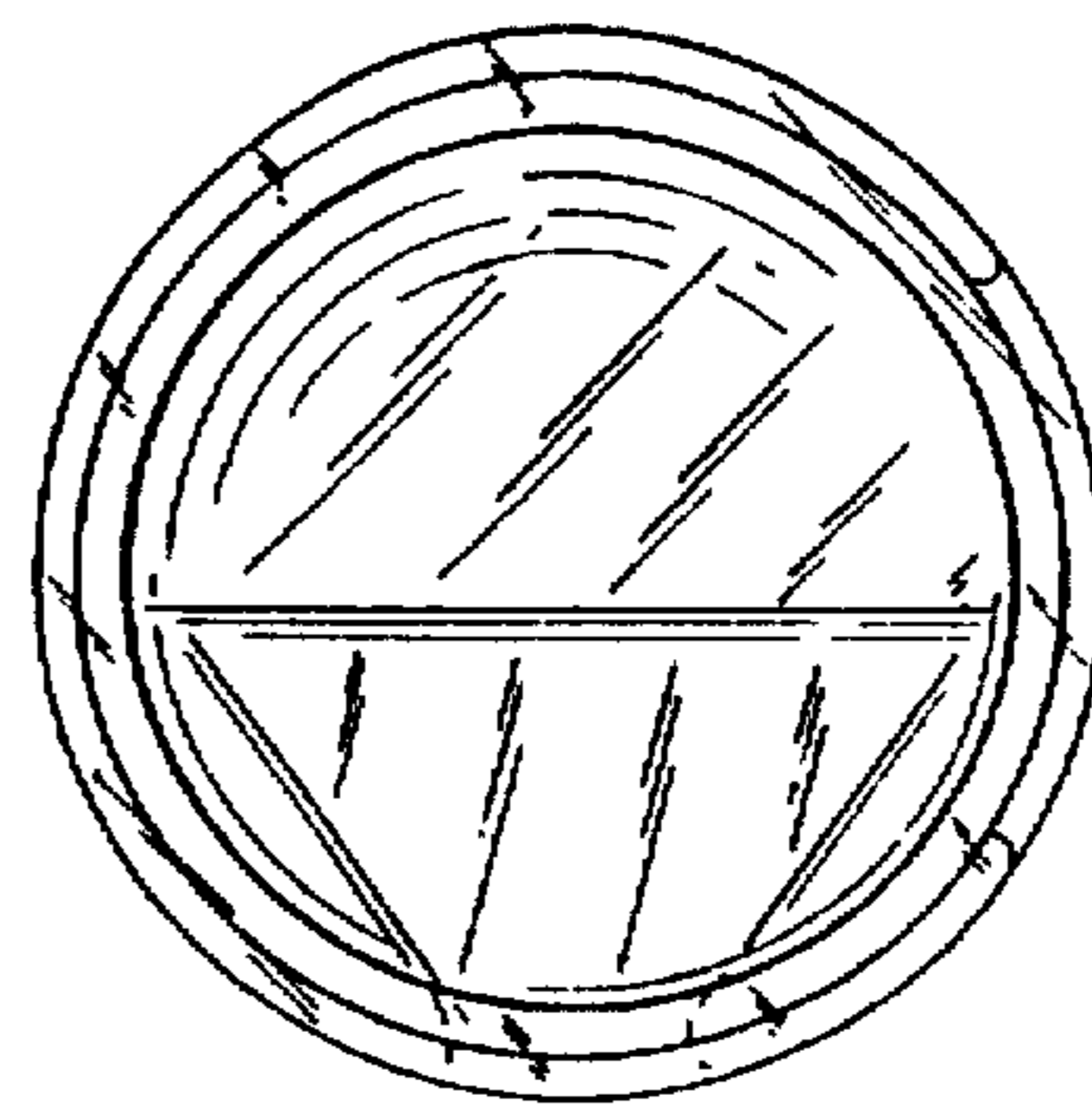


FIG. -4