



US00D394153S

United States Patent [19]
Martin

[11] **Patent Number:** **Des. 394,153**
[45] **Date of Patent:** ****May 12, 1998**

[54] **OIL CHANGE REMINDER FOR KEY RINGS**

[76] **Inventor:** **John C. Martin**, 1131 Lyonhurst,
Birmingham, Mich. 48009

[**] **Term:** **14 Years**

D. 341,378 11/1993 Becker et al. .
D. 351,278 10/1994 Stillwagon D3/208
D. 351,861 10/1994 Anderson et al. .
D. 357,639 4/1995 Flick D10/104
D. 365,600 12/1995 Martin .
4,958,454 9/1990 Chan et al. 116/318

[21] **Appl. No.:** **56,180**

[22] **Filed:** **Jun. 25, 1996**

[51] **LOC (6) Cl.** **03-01**

[52] **U.S. Cl.** **D3/208**

[58] **Field of Search** D3/207-211, 221;
D20/10, 18, 19, 20; 70/456.12, 460; D10/41,
61-65, 97, 104; D18/10; 116/316, 318,
223

Primary Examiner—Ralf Seifert
Attorney, Agent, or Firm—Brooks & Kushman P.C.

[57] **CLAIM**

The ornamental design for an oil change reminder for key rings, as shown and described.

DESCRIPTION

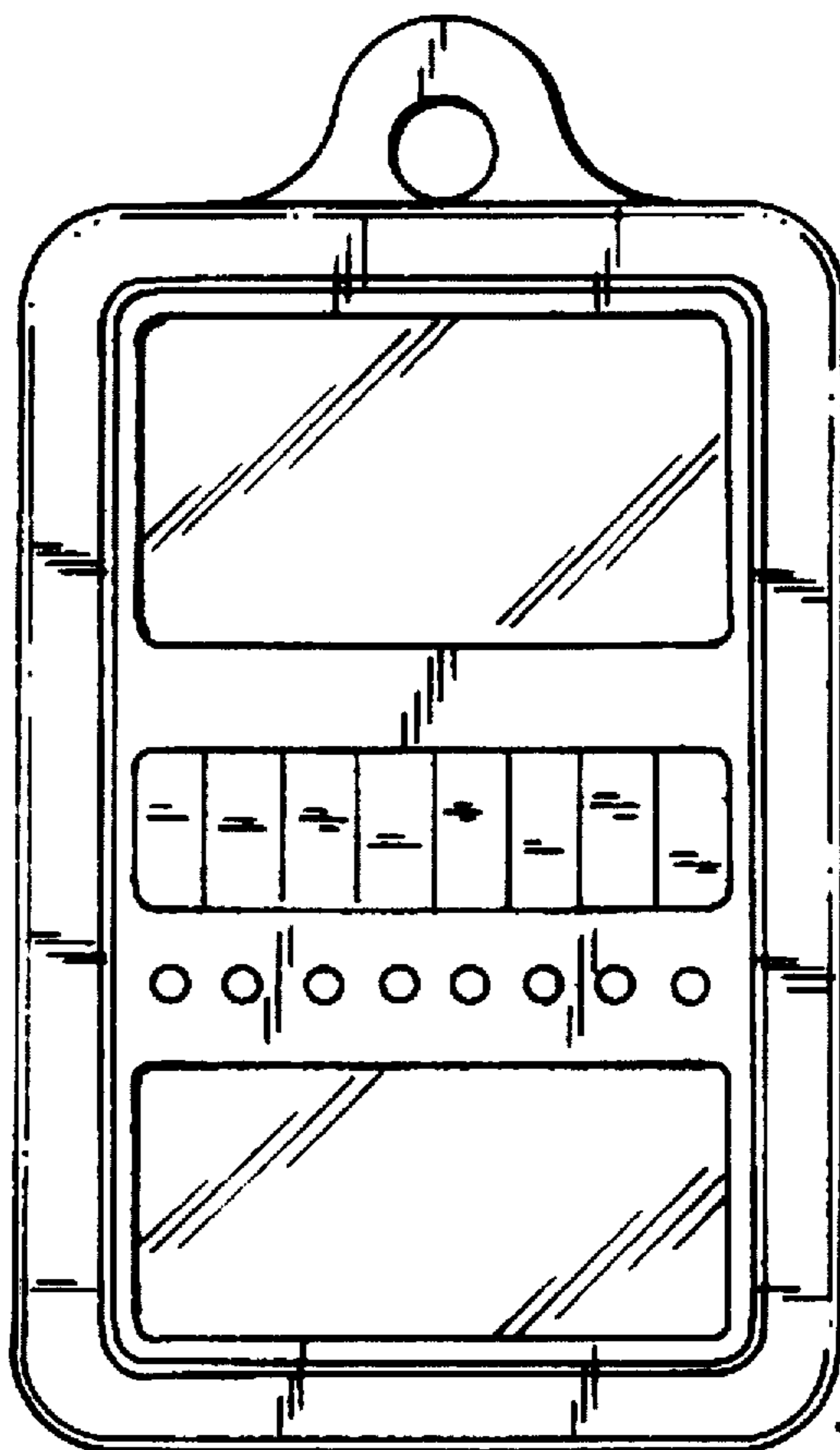
FIG. 1 is a front view of an oil change reminder for key rings showing my new design;
FIG. 2 is a left side elevational view thereof, with the right side being a mirror image;
FIG. 3 is a rear elevational view thereof;
FIG. 4 is a top plan view thereof; and,
FIG. 5 is a bottom plan view thereof.

[56] **References Cited**

U.S. PATENT DOCUMENTS

D. 269,308 6/1983 Goessling et al. D3/211
D. 305,210 12/1989 Arduini et al. D3/208
D. 307,605 5/1990 Podall .
D. 308,758 6/1990 Chien D3/208

1 Claim, 1 Drawing Sheet






FIG. 4

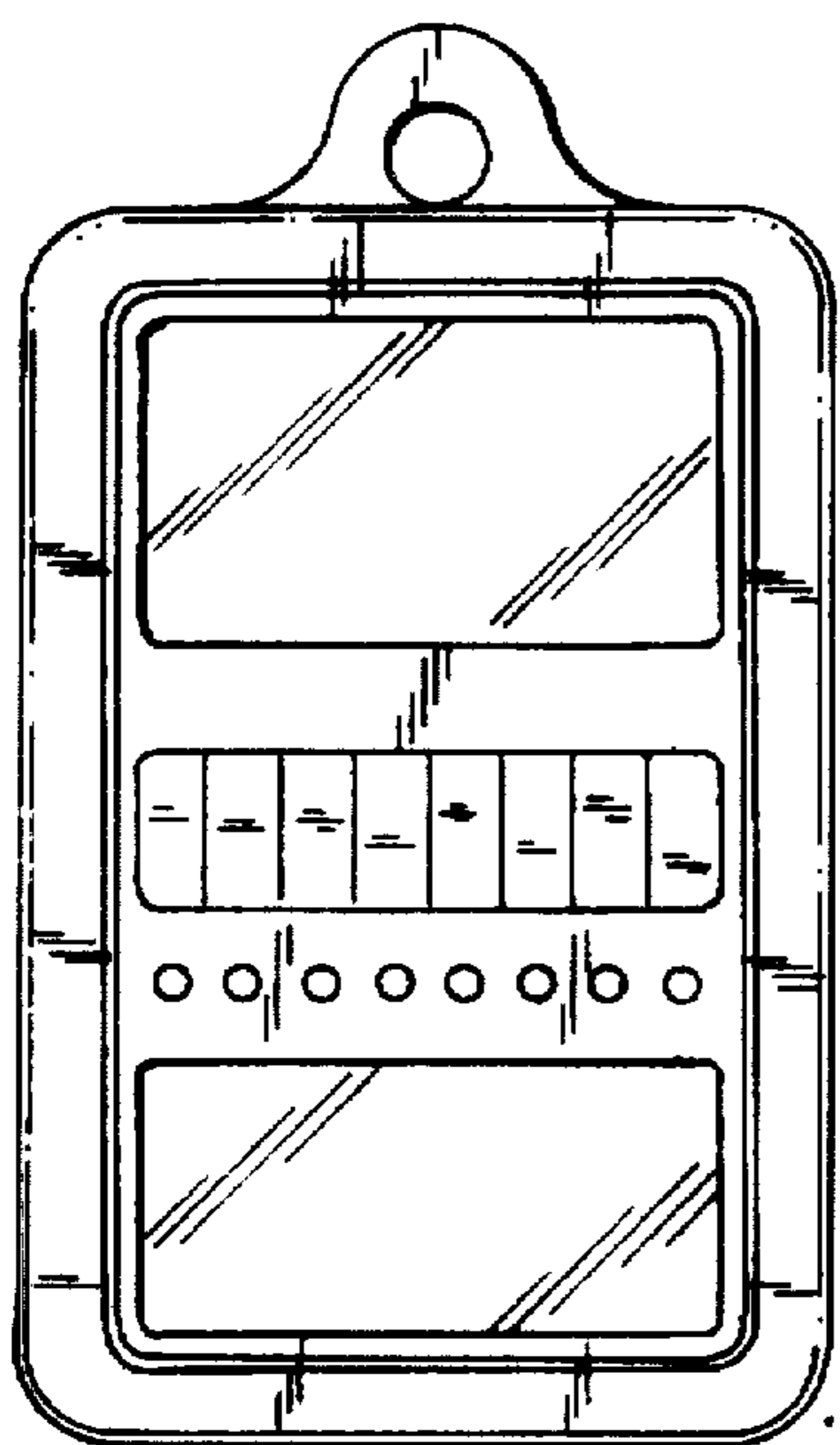


FIG. 1




FIG. 2




FIG. 3




FIG. 5