



US00D394152S

United States Patent [19]
MacDonald

[11] **Patent Number:** **Des. 394,152**
[45] **Date of Patent:** ****May 12, 1998**

[54] **KEY RING HOLDER**

[76] **Inventor:** **Sumner MacDonald**, 44 Ballou Blvd.,
Bristol, R.I. 02809

[**] **Term:** **14 Years**

[21] **Appl. No.:** **70,891**

[22] **Filed:** **May 6, 1997**

[51] **LOC (6) Cl.** **03-01**

[52] **U.S. Cl.** **D3/207**

[58] **Field of Search** D3/207-211, 221;
24/36; 70/456 R, 457, 458, 460

[56] **References Cited**

U.S. PATENT DOCUMENTS

D. 237,817	11/1975	Foreman	D11/79
D. 278,575	4/1985	Bassani	D3/207
D. 357,114	4/1995	MacDonald	D3/207
3,613,416	10/1971	Paton	70/456.12

Primary Examiner—Ralf Seifert
Attorney, Agent, or Firm—Robert J. Doherty

[57] **CLAIM**

The ornamental design for a key ring holder, as shown and described.

DESCRIPTION

FIG. 1 is a front elevational view of a key ring holder showing my new design;

FIG. 2 is a rear elevational view thereof;

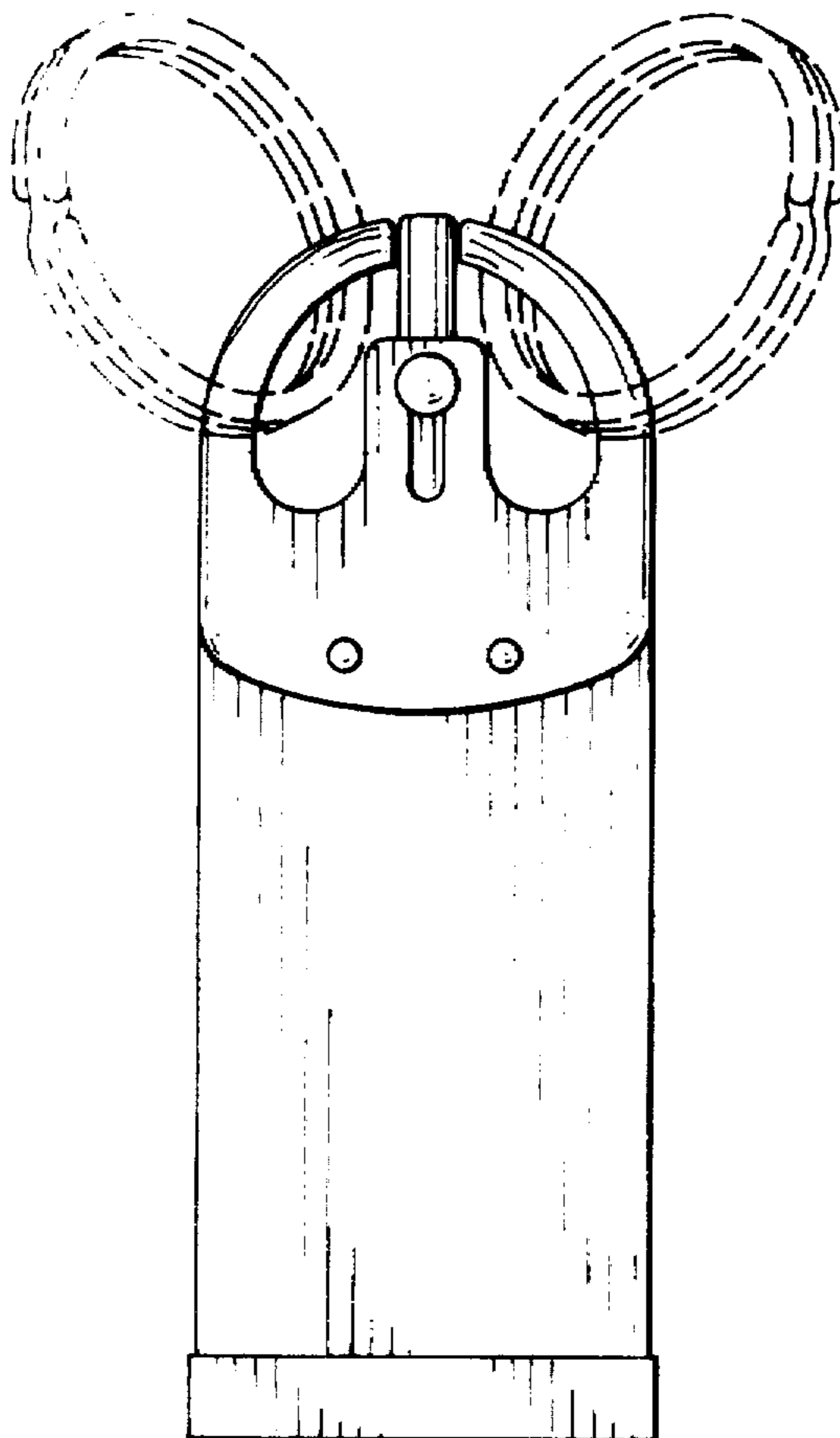
FIG. 3 is a left side elevational view thereof; the right side elevational view being the mirror image thereof;

FIG. 4 is a top plan view thereof; and,

FIG. 5 is a bottom plan view thereof.

The broken line showing of key rings in FIG. 1 is for illustrative purposes and forms no part of the claimed design.

1 Claim, 1 Drawing Sheet



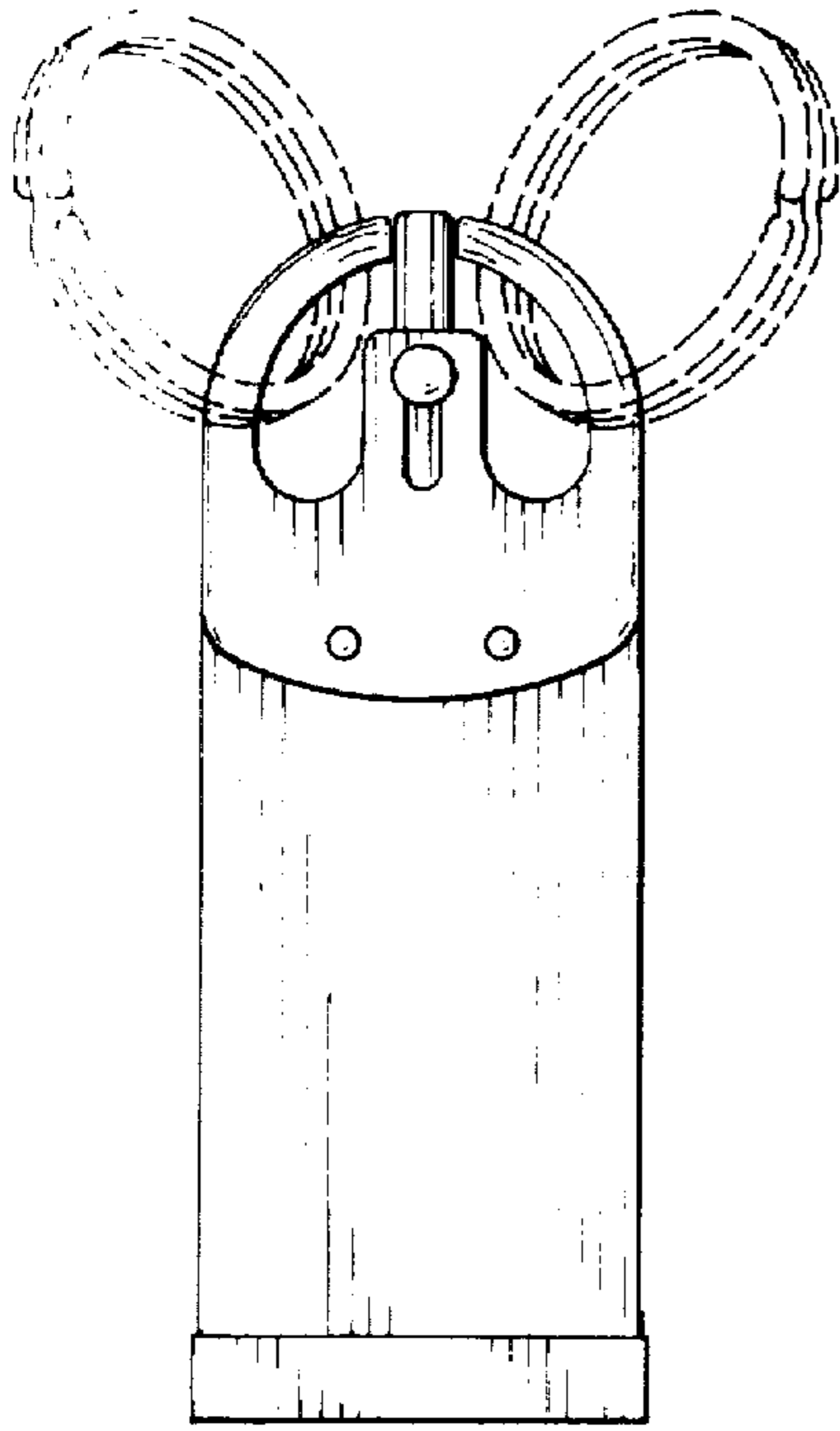


FIG. 1




FIG. 2

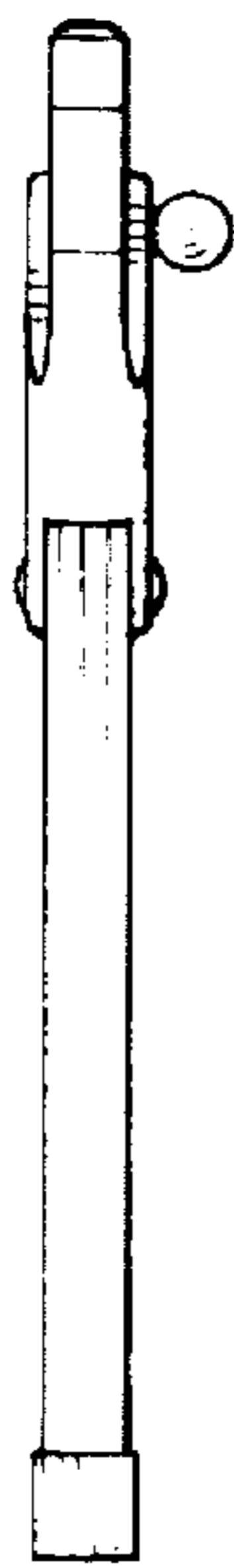


FIG. 3

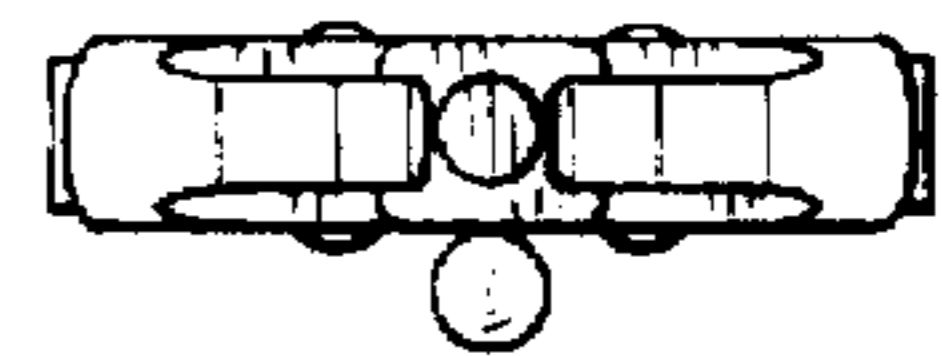


FIG. 4



FIG. 5