



US00D394149S

United States Patent [19]
Turner

[11] **Patent Number: Des. 394,149**

[45] **Date of Patent: **May 12, 1998**

[54] **PROTECTIVE COVER FOR A PADLOCK**

D. 292,869	11/1987	Lebrecht	D8/346
D. 326,600	6/1992	Heald	D8/346
3,453,758	7/1969	Soref et al.	70/55 X
4,317,344	3/1982	Barnard	70/55 X

[76] **Inventor: Lance Turner, P.O. Box 11073, Marina Del Rey, Calif. 90292**

[**] **Term: 14 Years**

Primary Examiner—Brian N. Vinson

[21] **Appl. No.: 73,348**

[57] **CLAIM**

[22] **Filed: Jul. 7, 1997**

The ornamental design for a protective cover for a padlock, as shown and described.

Related U.S. Application Data

DESCRIPTION

[62] Division of Ser. No. 55,622, Feb. 11, 1997, which is a division of Ser. No. 42,437, Aug. 10, 1995, Pat. No. Des. 379,059.

FIG. 1 is a perspective view of a protective cover for a padlock showing my new design, the broken-line disclosure of a padlock being for illustrative purposes only and forming no part of the claimed design;

[51] **LOC (6) Cl. 08-07**

[52] **U.S. Cl. D8/346**

FIG. 2 is a front elevational view with the rear elevational view being a mirror image thereof;

[58] **Field of Search** D8/333, 334, 346;
70/158, 160, 163, 164, 165, 14, 20, 51,
52, 54, 55

FIG. 3 is a left side elevational view with the right side elevational view being a mirror thereof;

[56] **References Cited**

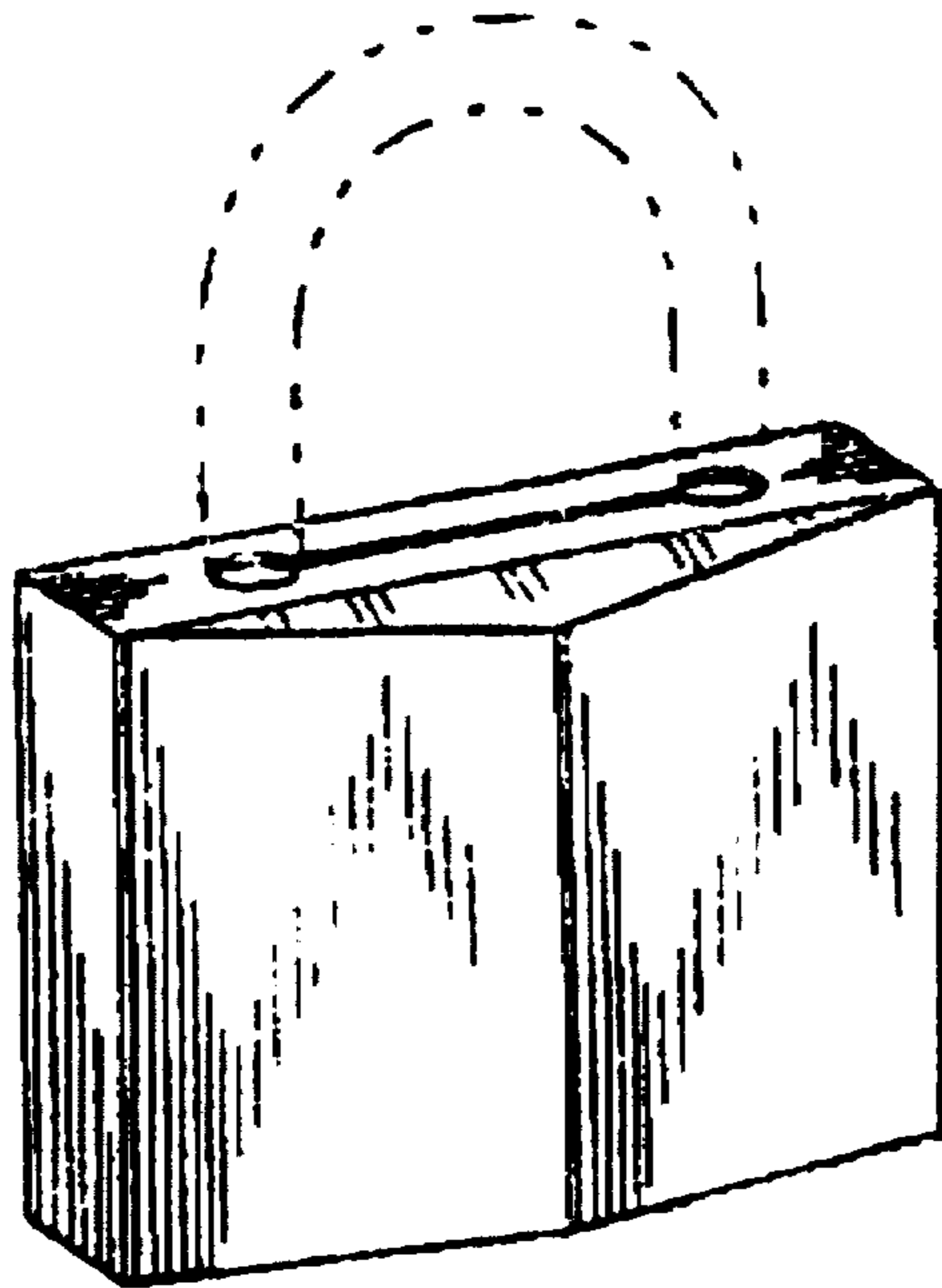
FIG. 4 is a top plan view thereof; and

FIG. 5 is a bottom plan view thereof.

U.S. PATENT DOCUMENTS

D. 243,150 1/1977 Dykes D8/346

1 Claim, 1 Drawing Sheet



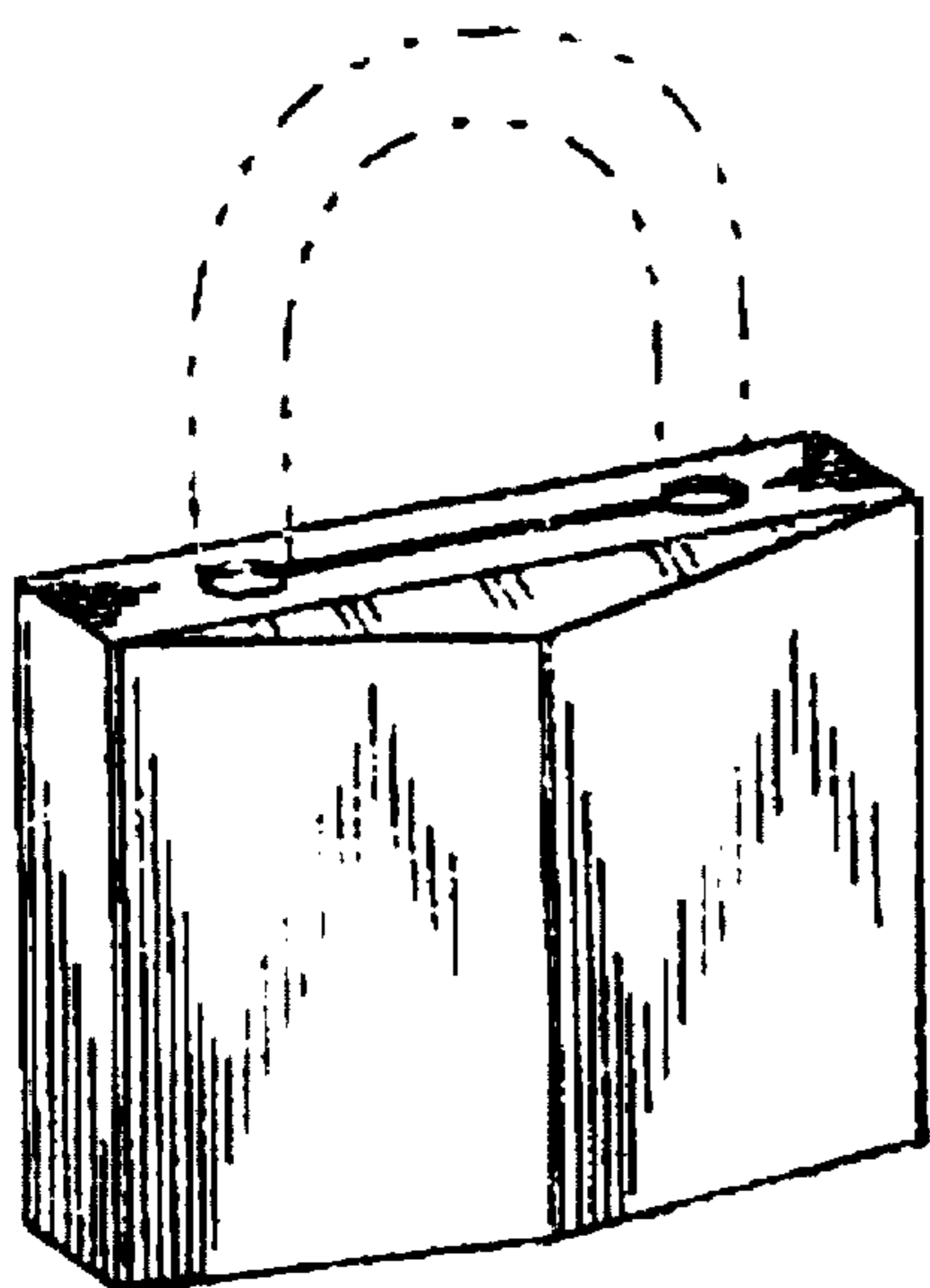


FIG. 1

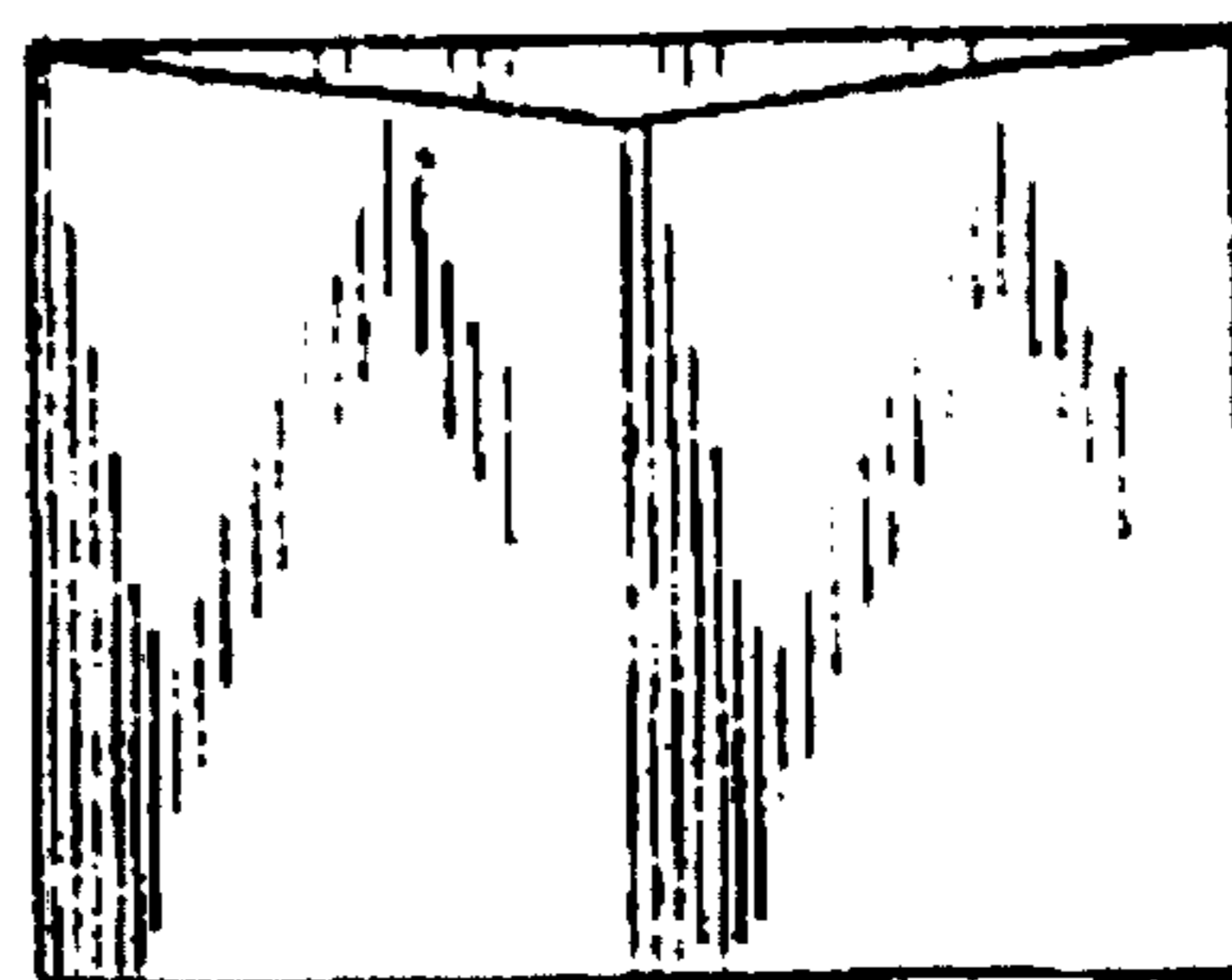


FIG. 2



FIG. 3



FIG. 4



FIG. 5