



US00D394143S

# United States Patent [19] Sink

[11] Patent Number: Des. 394,143  
[45] Date of Patent: \*\*May 12, 1998

[54] SHOE SOLE  
[75] Inventor: Jeffrey A. Sink, Redwood City, Calif.  
[73] Assignee: The Rockport Company, Inc.,  
Marlboro, Mass.

4,610,100 9/1986 Rhodes ..... 36/42  
4,785,557 11/1988 Kelley et al. .... 36/32 R  
5,197,210 3/1993 Sink ..... 36/127  
5,628,129 5/1997 Kilgore et al. .... 36/134  
5,644,857 7/1997 Ouellette et al. .... 36/15

[\*\*] Term: 14 Years  
[21] Appl. No.: 67,483  
[22] Filed: Mar. 10, 1997

### FOREIGN PATENT DOCUMENTS

870033 2/1942 France .  
1 093 702 11/1960 Germany .  
22 39 077 2/1974 Germany .  
25 01 561 7/1976 Germany .  
560513 4/1944 United Kingdom .

[51] LOC (6) Cl. .... 02-04  
[52] U.S. Cl. .... D2/960  
[58] Field of Search ..... D2/947-960; 36/25 R,  
36/32 A, 32 R, 59 A, 59 B, 59 C, 127,  
128, 129, 124, 134, 114

### OTHER PUBLICATIONS

The Lady Everglade shoe. The Nike Performance Spring  
1986 catalog, p. 51.

Primary Examiner—Doris V. Coles  
Attorney, Agent, or Firm—Sterne, Kessler, Goldstein & Fox  
P.L.L.C.

### [56] References Cited

#### U.S. PATENT DOCUMENTS

D. 163,956 7/1951 Capdevila ..... D2/960  
D. 324,763 3/1992 Kayano .  
D. 336,774 6/1993 Peterson ..... D2/960  
D. 369,236 4/1996 Maltby ..... D2/959  
D. 377,411 1/1997 Murray ..... D2/959  
769,787 9/1904 Carroll .  
1,182,820 5/1916 Turner .  
2,126,077 8/1938 Youngberg ..... D2/947  
2,268,057 12/1941 Newman .  
2,745,197 5/1956 Holt .  
2,985,971 5/1961 Murawski .  
3,818,617 6/1974 Dassler et al. .... 36/32 R  
3,982,336 9/1976 Herro ..... 36/62  
4,429,474 2/1984 Metro ..... 36/36 A  
4,439,936 4/1984 Clarke et al. .... 36/102  
4,523,396 6/1985 Dassler ..... 36/134  
4,559,724 12/1985 Norton ..... 36/129

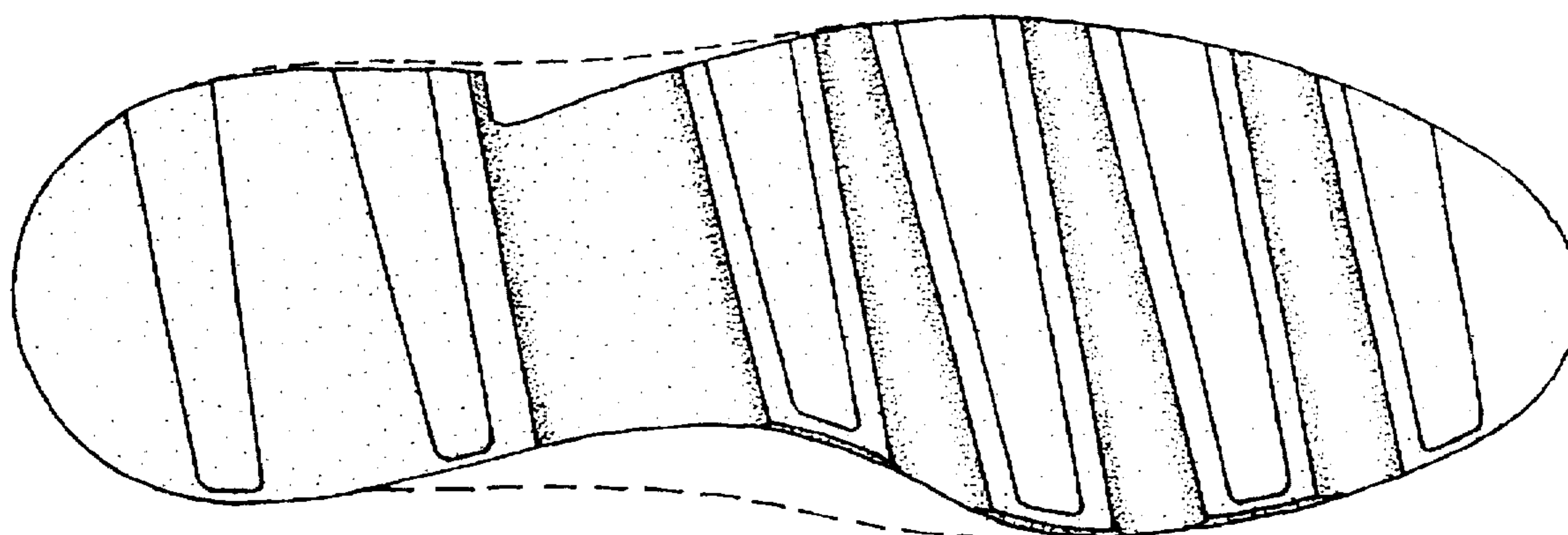
### [57] CLAIM

The ornamental design for a shoe sole, as shown and  
described.

### DESCRIPTION

FIG. 1 is a bottom plan view of a shoe sole showing our new  
design;  
FIG. 2 is a left side elevational view thereof;  
FIG. 3 is a right side elevational view thereof;  
FIG. 4 is a front elevational view thereof; and,  
FIG. 5 is a rear elevational view thereof.  
The broken line showing of a shoe upper in FIGS. 1-5 is  
environmental only and forms no part of the claimed design.

1 Claim, 2 Drawing Sheets



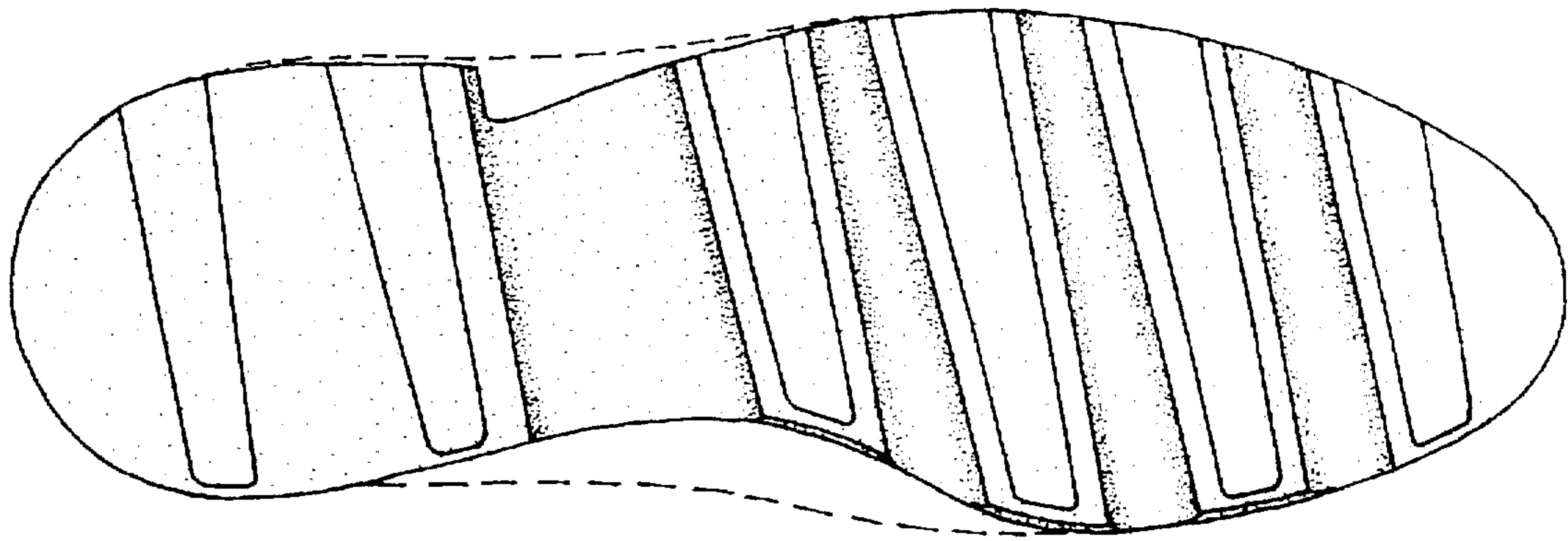


FIG. 1




FIG. 2

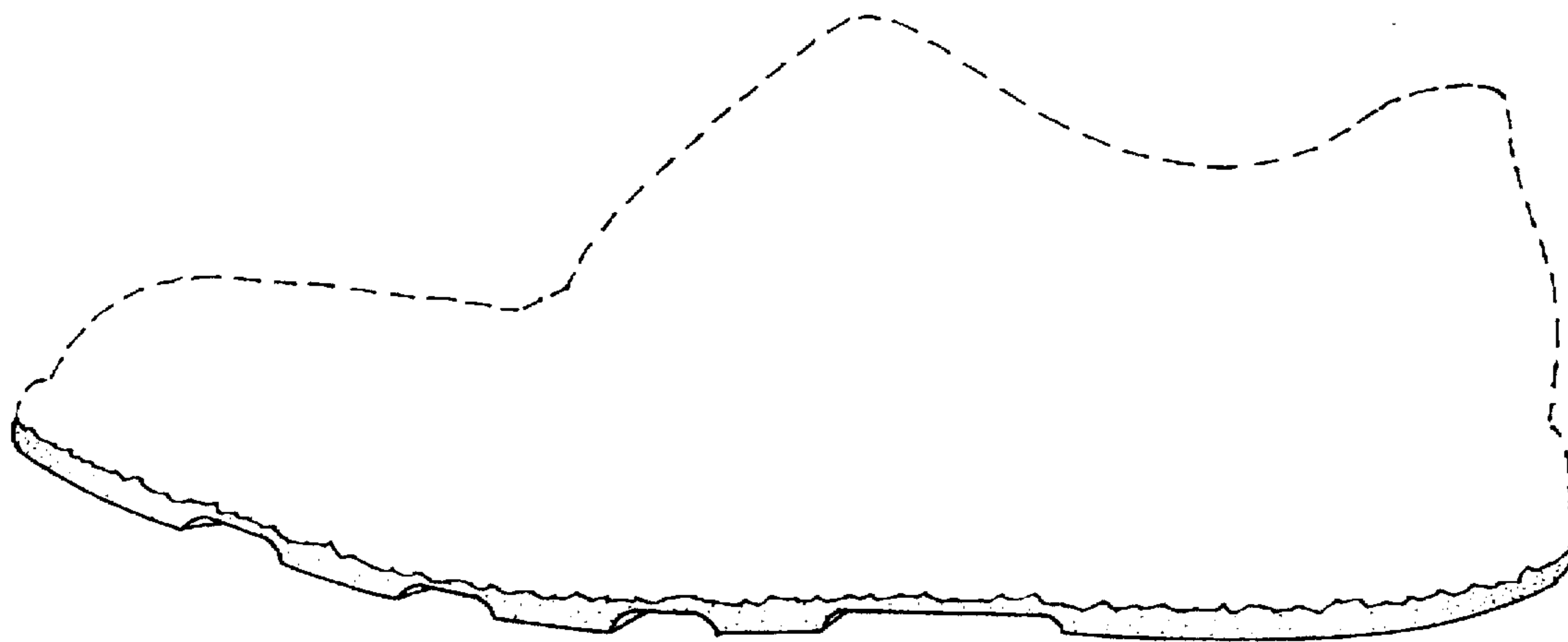


FIG. 3




FIG. 5




FIG. 4