



US00D394141S

United States Patent [19]

[11] Patent Number: **Des. 394,141**

Takaoka et al.

[45] Date of Patent: ****May 12, 1998**

[54] **SHOE SOLE**
[75] Inventors: **Norio Takaoka; Kenichi Mitani**, both of Kobe, Japan

D. 350,637	9/1994	Mitsui	D2/902
D. 351,716	10/1994	Kawasaki	D2/952
D. 372,354	8/1996	Mitsu et al.	D2/952
4,866,861	9/1989	Noone	36/127
4,885,851	12/1989	Peterson	36/127
5,092,060	3/1992	Franchey et al.	36/114

[73] Assignee: **Asics Corporation**, Japan

[**] Term: **14 Years**

Primary Examiner—Doris V. Coles
Attorney, Agent, or Firm—Nixon & Vanderhye

[21] Appl. No.: **56,606**

[57] CLAIM

[22] Filed: **Jul. 3, 1996**

The ornamental design for a shoe sole, as shown.

[30] Foreign Application Priority Data

Mar. 13, 1996 [JP] Japan 8-6993

DESCRIPTION

[51] LOC (6) Cl. **02-04**

[52] U.S. Cl. **D2/954; D2/951**

[58] Field of Search D2/897, 902, 906, D2/908, 914, 916, 919, 946-960, 962, 964; D12/147; 36/85, 101, 103, 104, 106, 113-115, 124, 126, 127-130, 3 B, 11.5, 12-15, 22 R, 25 R, 30 R, 32 R, 32 A, 33, 172

FIG. 1 is a left side elevational view thereof;
 FIG. 2 is a front elevational view thereof;
 FIG. 3 is a right side elevational view thereof;
 FIG. 4 is a rear elevational view thereof;
 FIG. 5 is a top plan view thereof;
 FIG. 6 is a bottom plan view thereof;
 FIG. 7 is a cross-sectional view taken along with line 7—7 in FIG. 2;
 FIG. 8 is a cross-sectional view taken along with line 8—8 in FIG. 2;
 FIG. 9 is a cross-sectional view taken along with line 9—9 in FIG. 2; and,
 FIG. 10 is a perspective view of the front elevational view of FIG. 2.

[56] References Cited

U.S. PATENT DOCUMENTS

D. 287,183 12/1986 Austin D2/957

1 Claim, 4 Drawing Sheets

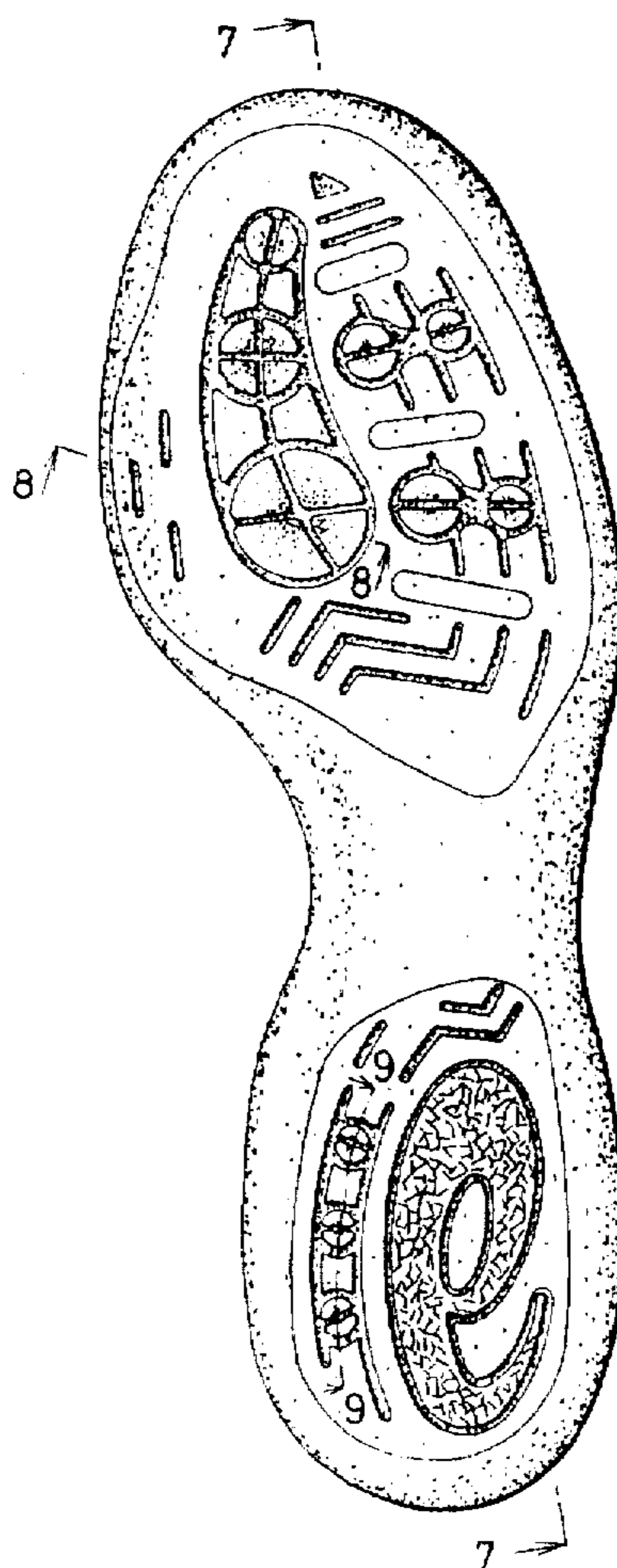


Fig. 1




Fig. 2

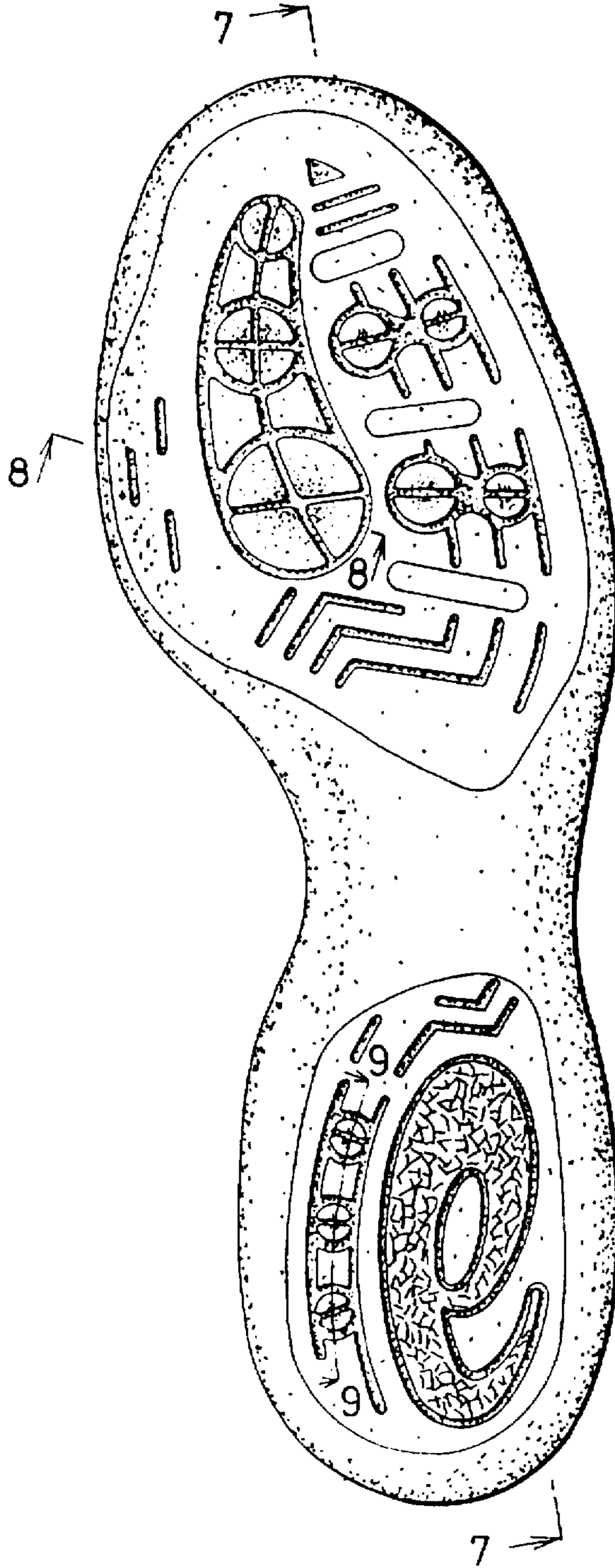


Fig. 3




Fig. 4

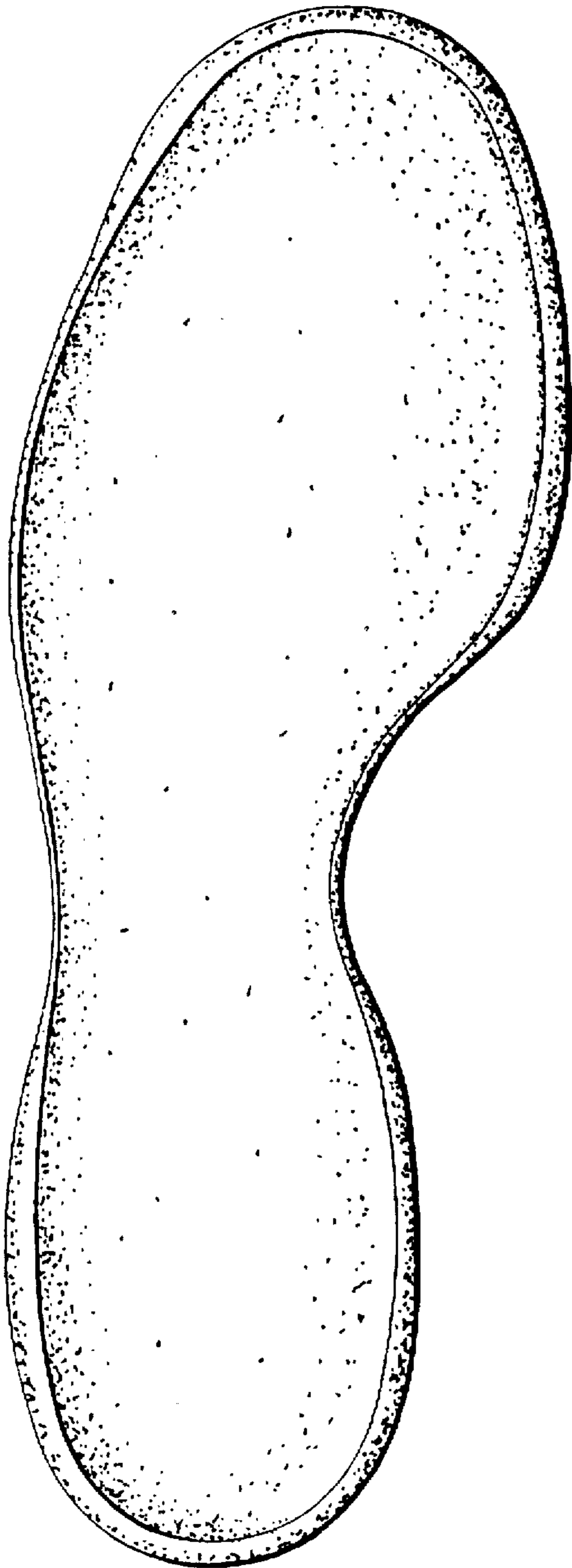


Fig. 5




Fig. 6




Fig. 7



Fig. 8

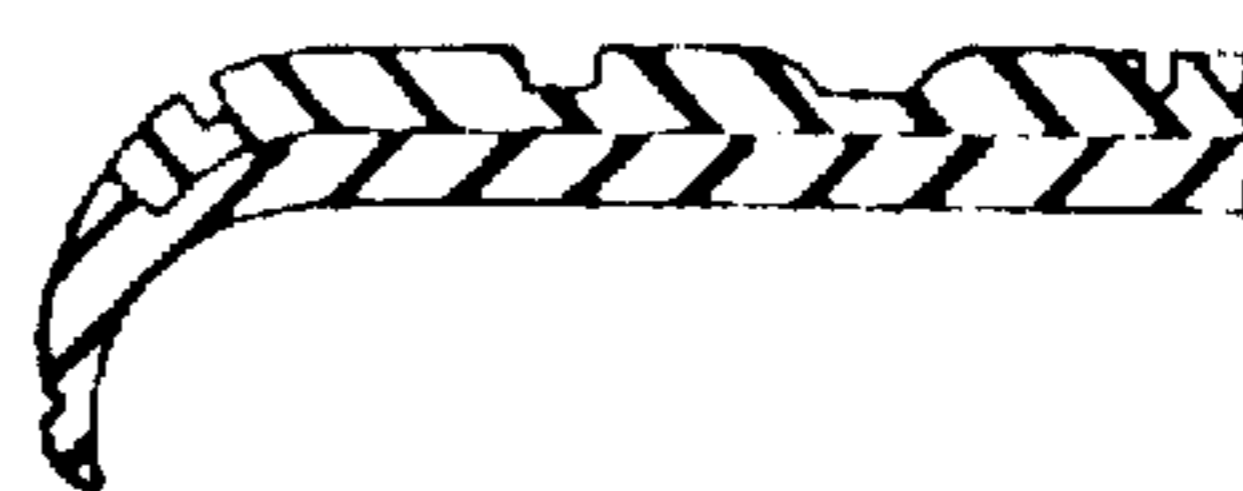


Fig. 9



FIG. 10

