



US00D394134S

United States Patent [19]
Ambrose

[11] **Patent Number: Des. 394,134**
[45] **Date of Patent: **May 5, 1998**

[54] **FOOT SCRUBBING DEVICE**

[76] **Inventor: Rosemary Ambrose, 3375 N. Fairfax St. #41, Kingman, Ariz. 86401-090**

[**] **Term: 14 Years**

[21] **Appl. No.: 69,792**

[22] **Filed: Apr. 24, 1997**

[51] **LOC (6) Cl. 08-99**

[52] **U.S. Cl. D32/47; D28/63**

[58] **Field of Search D32/35, 40, 47; 15/159.1, 160, 161, 112, 114, 244.1; D6/582, 583, 586, 592, 594; D4/119, 120, 130, 136; D28/63, 99**

[56] **References Cited**

U.S. PATENT DOCUMENTS

D. 280,868	10/1985	Russell	D32/47 X
D. 324,778	3/1992	Whittington	D32/47 X
345,291	7/1886	Fein	.	
D. 354,587	1/1995	Bush, Sr.	D28/63
D. 374,505	10/1996	Garrison	D32/47 X
2,056,058	9/1936	Tiedemann	.	
3,750,226	8/1973	Morgan	15/187

4,417,362	11/1983	Walker	15/160 X
4,845,799	7/1989	Amundson	15/244.1
5,228,165	7/1993	Westberry et al.	15/160
5,575,034	11/1996	Biernacinski et al.	15/161 X

Primary Examiner—Susan J. Lucas
Assistant Examiner—Cynthia E. Ramirez

[57] **CLAIM**

The ornamental design for a foot scrubbing device, as shown.

DESCRIPTION

FIG. 1 is a top plan view of the foot scrubbing device of the present invention;
FIG. 2 is a bottom plan view of the foot scrubbing device of FIG. 1;
FIG. 3 is a left side plan view of the foot scrubbing device of FIG. 1;
FIG. 4 is a right side plan view of the foot scrubbing device of FIG. 1;
FIG. 5 is a front plan view of the foot scrubbing device of FIG. 1; and,
FIG. 6 is a back plan view of the foot scrubbing device of FIG. 1.

1 Claim, 3 Drawing Sheets

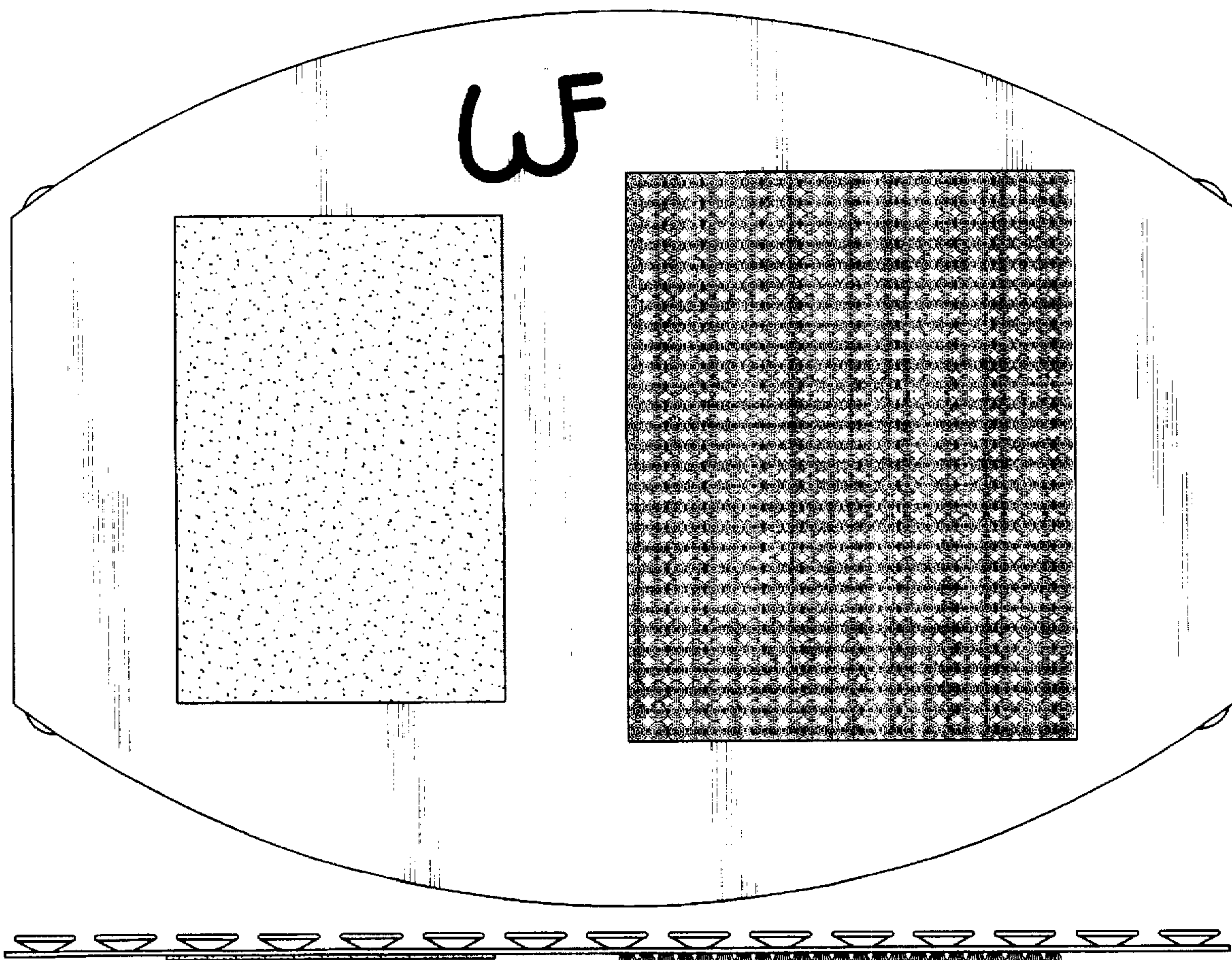


FIG. 1

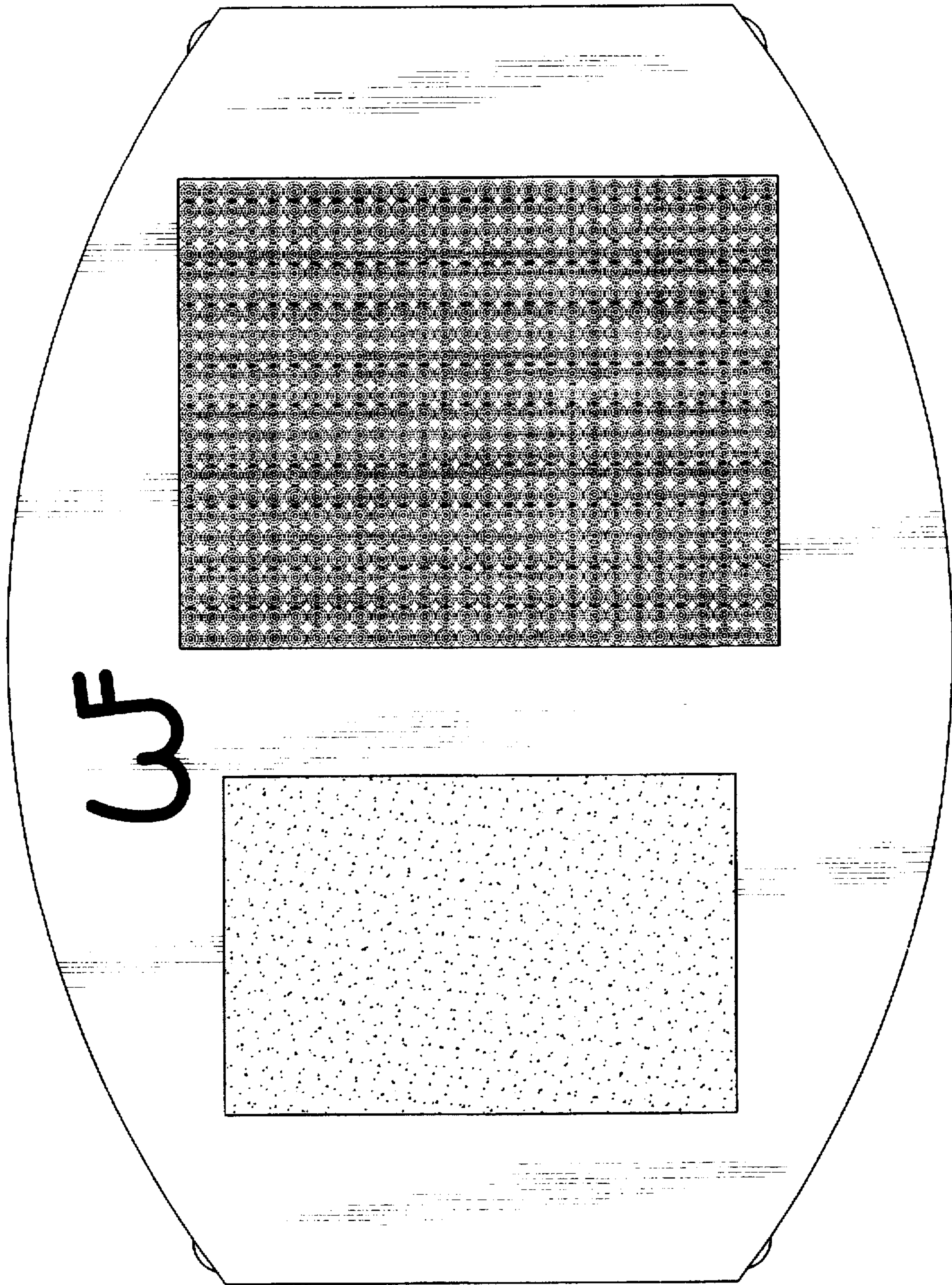


FIG. 2

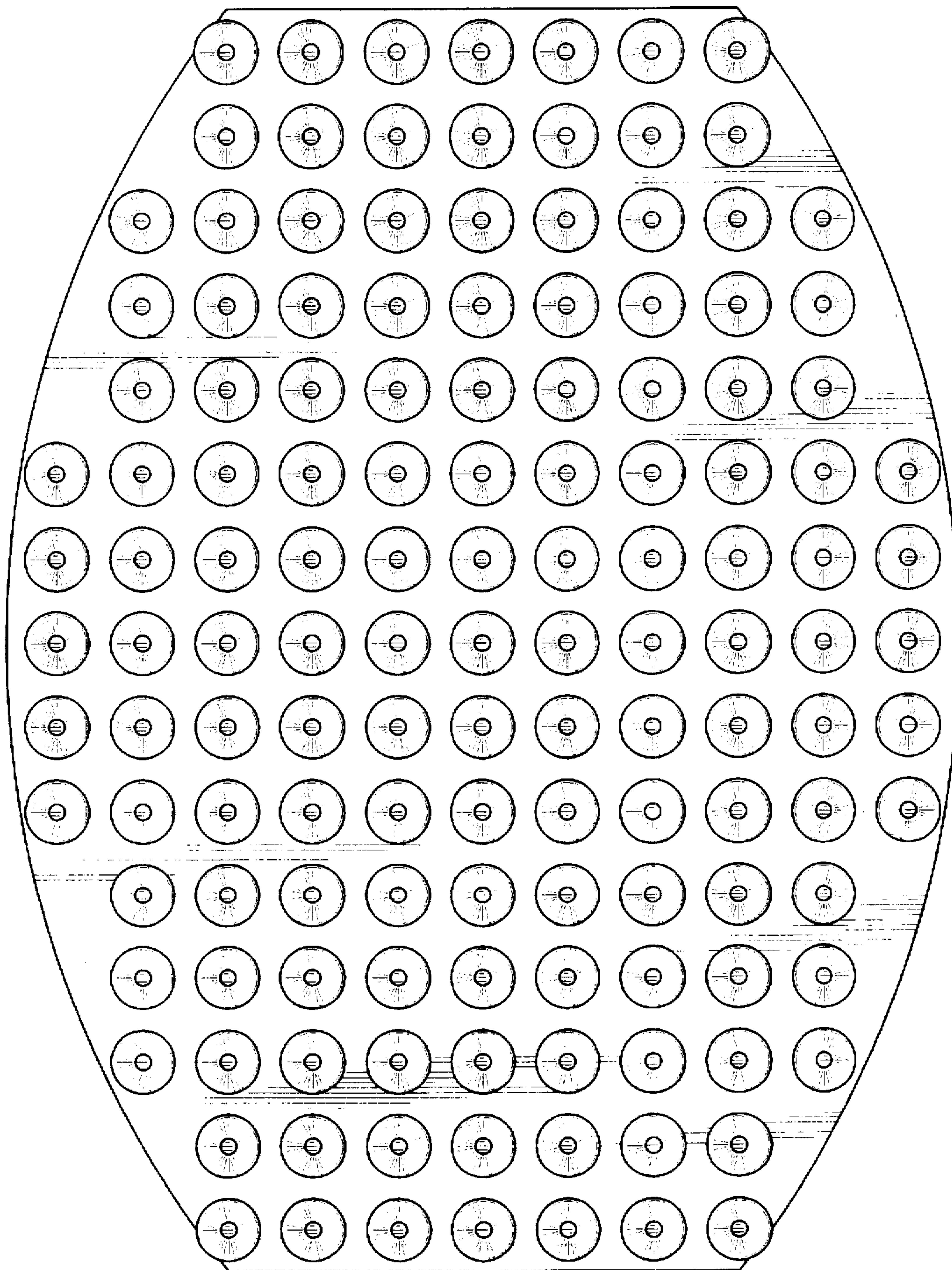




FIG. 4




FIG. 3



FIG. 5



FIG. 6