

US00D394127S

United States Patent [19]

[11] **Patent Number:** **Des. 394,127**

Dolan

[45] **Date of Patent:** ****May 5, 1998**

[54] **LAMP GLASS SHADE**

[76] **Inventor:** **Patrick S. Dolan**, 1901 NW. Upshur, Portland, Oreg. 97209

[**] **Term:** **14 Years**

[21] **Appl. No.:** **72,550**

[22] **Filed:** **Jun. 24, 1997**

[51] **LOC (6) Cl.** **26-05**

[52] **U.S. Cl.** **D26/134**

[58] **Field of Search** D26/128-136;
362/326, 327, 329, 331, 332, 334, 337,
338, 339, 340, 351, 352, 355, 356

[56] **References Cited**

U.S. PATENT DOCUMENTS

D. 19,279 8/1889 Webb D26/133

OTHER PUBLICATIONS

Sea Gull lighting catalog, p. 118, glass shade, 1996.
The Basic Source Inc 93 Utility Court Rohnert Par CA 94928 Cat. 1995, Model No. 05-652-1G2 p. 26.
Artcraft Lighting P.O. Box 1526 East Service Rd. Champlain, NY 12919 Cat. 1997, Model No. AC 1240 NF, AR p. 4.
Cristal P.O. Box 961008 Fort Worth, TX 76161 Cat. 1997, Model No. 5220-2-81, p. 31.
Cristal P.O. Box 961008 Fort Worth, TX 76161 Cat. 1997, Model No. 6010-6-76, p. 55.

Murray Feiss 125 Rose Feiss Blvd Bronx, NY 10454 Cat. vol. FX 1-97, 1997 Model No. F1567/1 BZ, p. FX 13.
Murray Feiss 125 Rose Feiss Blvd Bronx, NY 10454 Cat. vol. FX 1-96, 1996 Model No. VS 3402 PB, p. FX 123.
Georgian Art Lighting Design P.O. Box 325 Lawrenceville, GA 30246 Cat. 1993 049325, Model 60-1028, p. 74.
Residential Lighting Magazine 400 Knightsbridge Pkwy Lincolnshire, IL 60069 Jun. 1996, p. 94 Quozel LU378H.
Corbett Lighting, Inc. 2727 Northaven Rd Dallas, TX 75229 Cat.1994, Model 9236, p. 7.
Corbett Lighting, Inc. 2727 Northaven Rd. Dallas, TX 75229 Cat. 1989-94, Model. 9765, p. 19.
Home Lighting and Accessories Magazine P.O. Box 2147 Clifton, NJ 07105 Dec. 1996, p. 153, Triarch.
Progress Lighting P.O. Box 5704 Spartanburg, SC 29304 Cat. 1995, Model No. P3387-30, p. 136.

Primary Examiner—Susan J. Lucas


[57] **CLAIM**

The ornamental design for a lamp glass shade, as shown and described.

DESCRIPTION

FIG. 1 is a perspective view thereof;
FIG. 2 is a elevational view thereof as seen from the side of FIG. 1;
FIG. 3 is a top plan view thereof; and,
FIG. 4 is a bottom plan view thereof.
The broken lines are shown for illustrative purposes only and form no part of the claimed design.

1 Claim, 4 Drawing Sheets



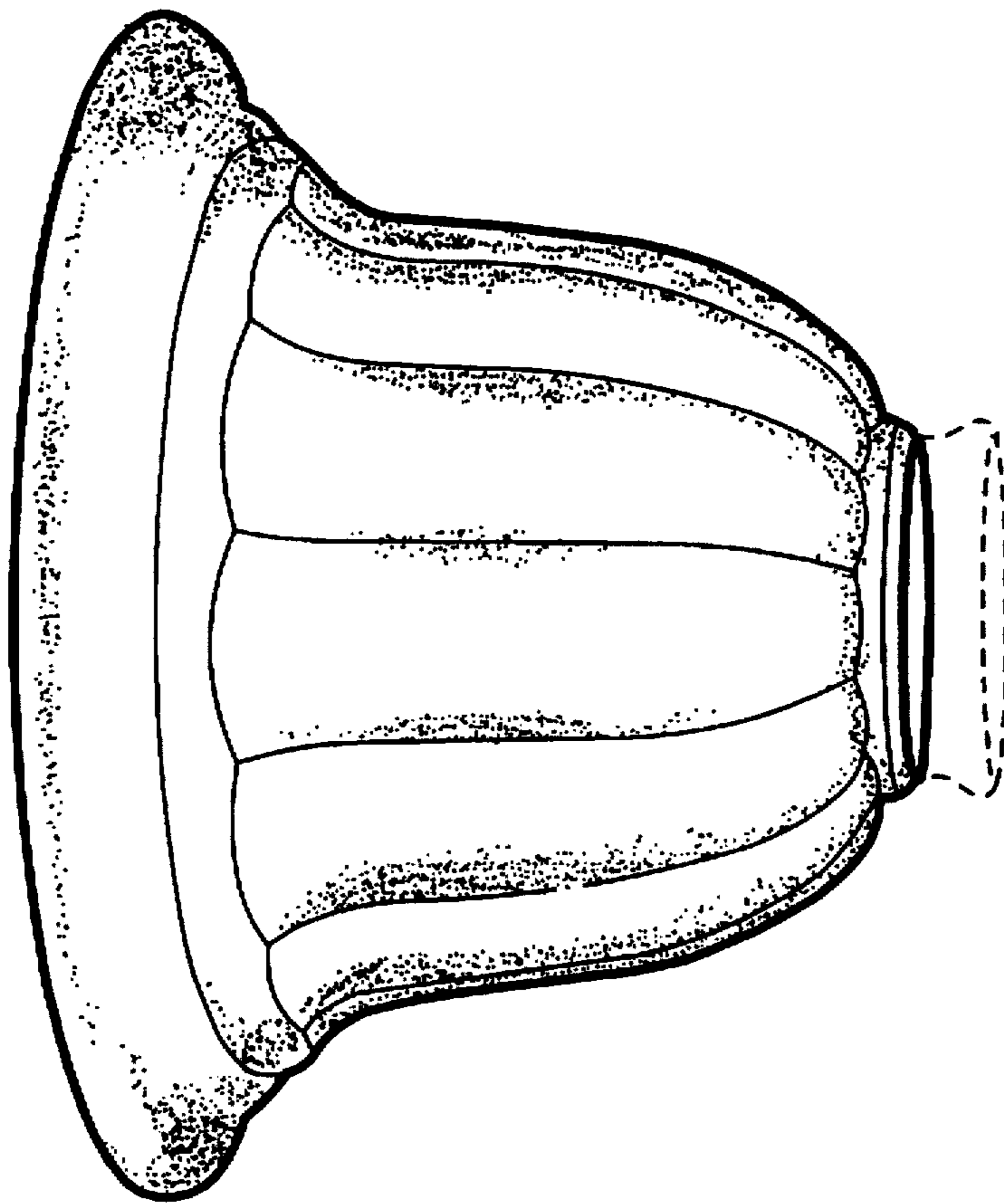


Fig. 1

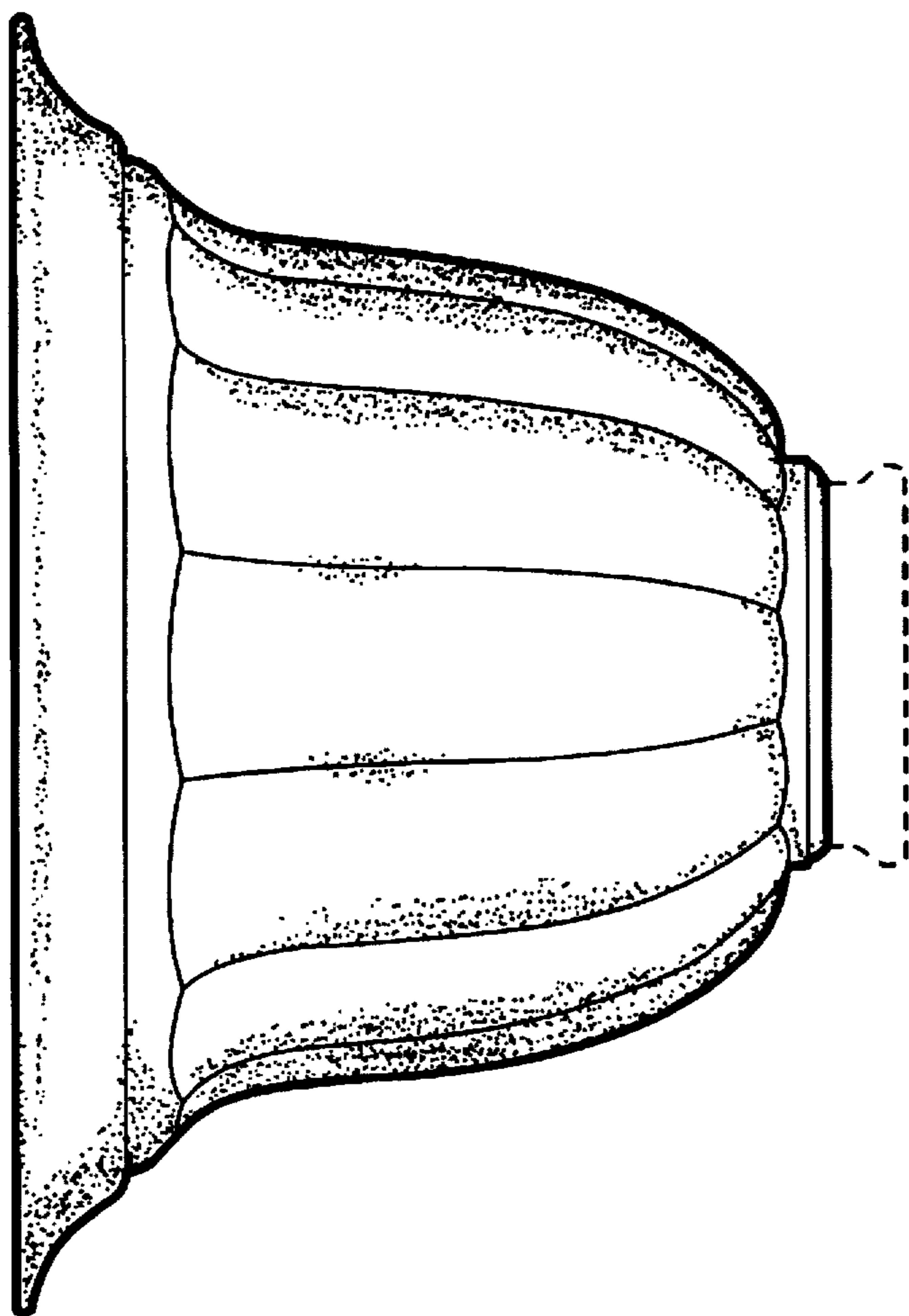


Fig. 2

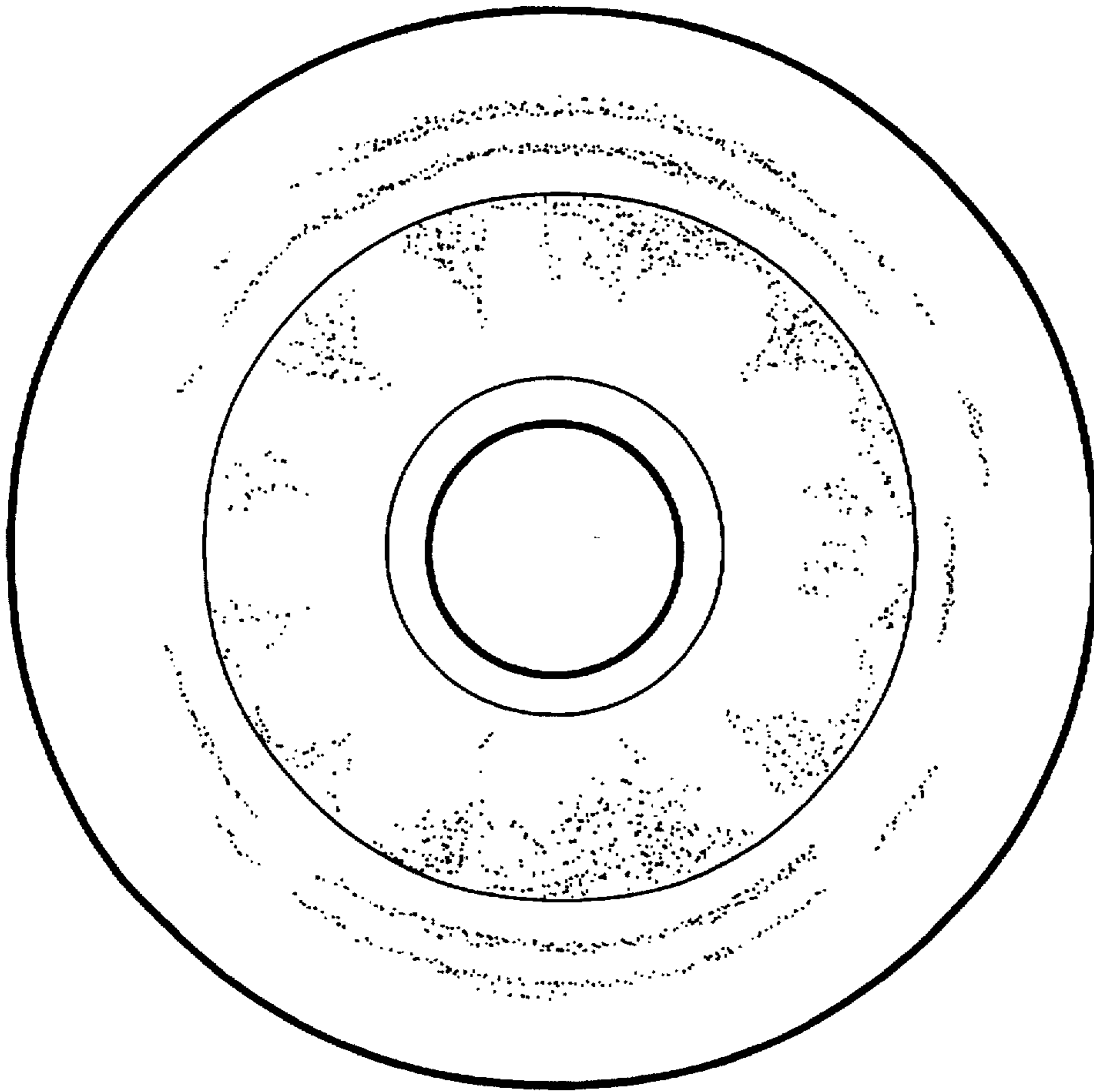


Fig. 3

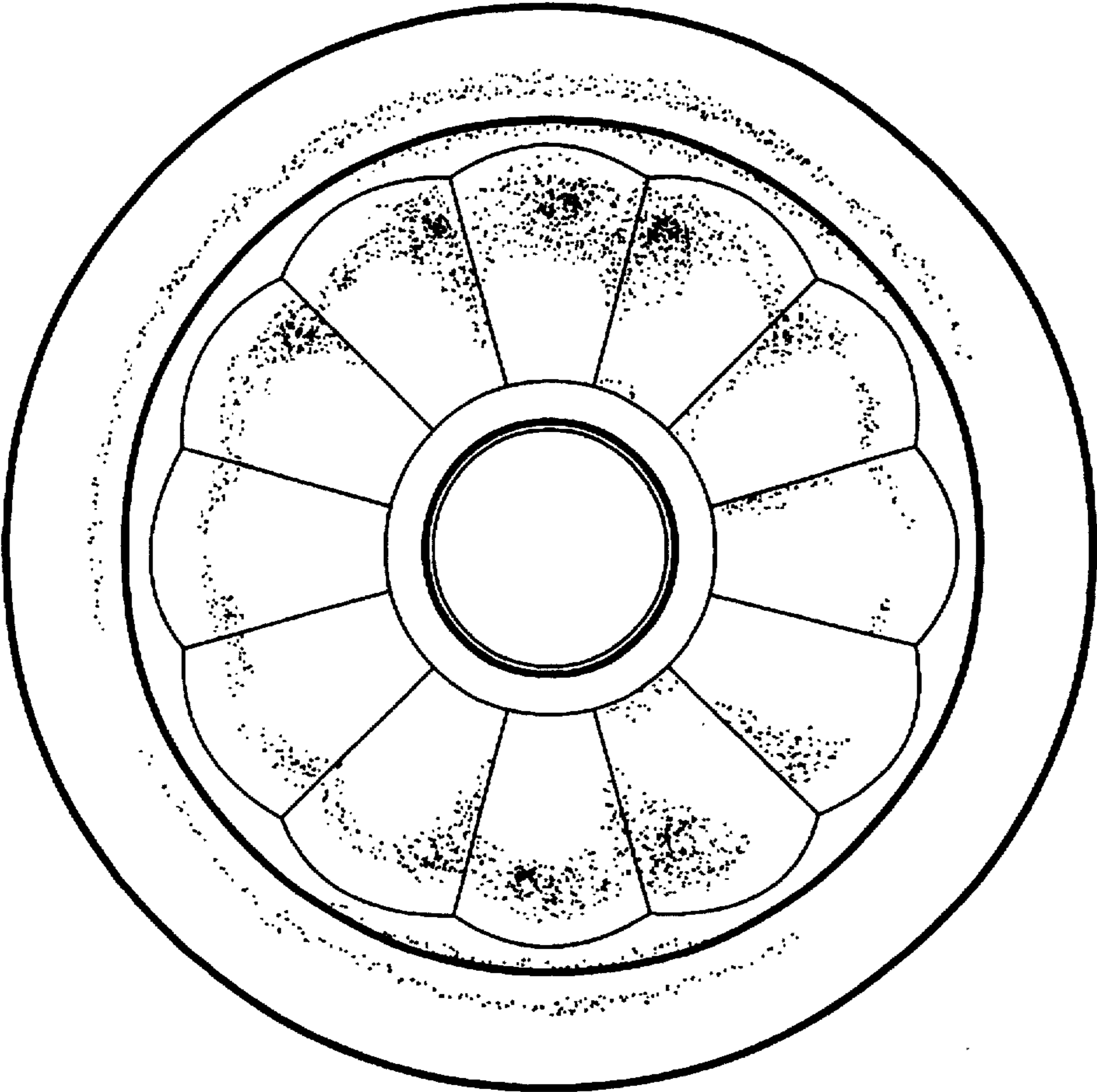


Fig. 4