



US00D394107S

United States Patent [19]

Tsuji et al.

[11] Patent Number: **Des. 394,107**

[45] Date of Patent: ****May 5, 1998**

[54] **CENTER BAND FOR A CEILING FAN**

[75] Inventors: **Masao Tsuji**, Germantown, Tenn.; **Jack W. Gee, II**, Huntsville, Ala.

[73] Assignee: **Hunter Fan Company**, Memphis, Tenn.

[**] Term: **14 Years**

[21] Appl. No.: **74,543**

[22] Filed: **Aug. 5, 1997**

Related U.S. Application Data

[62] Division of Ser. No. 58,261, Aug. 9, 1997.

[51] LOC (6) Cl. **23-04**

[52] U.S. Cl. **D23/411; D23/385**

[58] Field of Search **D23/377, 379, D23/411, 385; 416/5, 170 C, 170 R**

[56] References Cited

U.S. PATENT DOCUMENTS

D. 374,074 9/1996 **Chen** **D23/411**
4,634,345 1/1987 **Stanek et al.** **416/170 C**

OTHER PUBLICATIONS

Winnower Fan Co. Cat., p. 10, Ceiling Fan **(A)**, top of page, ©1987.

Hunter Fan Co. Cat., p. 59, Ceiling Fan **(B)**.

Winnower Fan Co. Inc, p. 27, Ceiling Fan **(C)**.

Hunter Fan Co. Cat., p. 25, Ceiling Fan **(D)**, top of page, ©1987.

Primary Examiner—Lisa Lichtenstein

Attorney, Agent, or Firm—Baker, Donelson, Bearman and Caldwell

[57] CLAIM

The ornamental design for a center band for a ceiling fan, as shown and described.

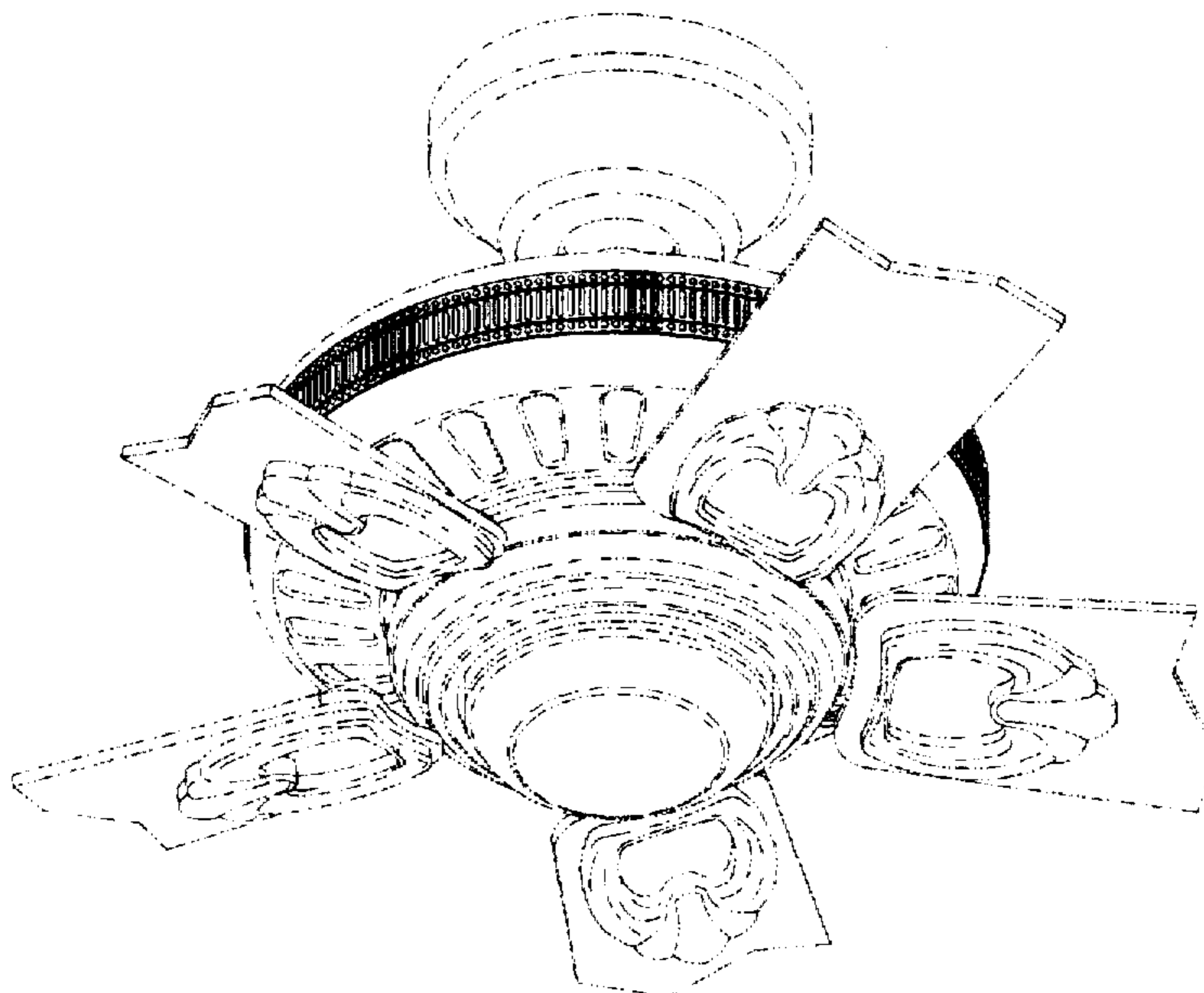
DESCRIPTION

FIG. 1 is a perspective view of a center band for a ceiling fan showing our new design, the broken lines being illustrative of environmental structure only and forming no part of the claimed design; and,

FIG. 2 is a front view thereof, with the left-side, right-side, and rear views being mirror images thereof.

The top of the center band for a ceiling fan is a mirror image of the bottom as shown in FIG. 1.

1 Claim, 2 Drawing Sheets



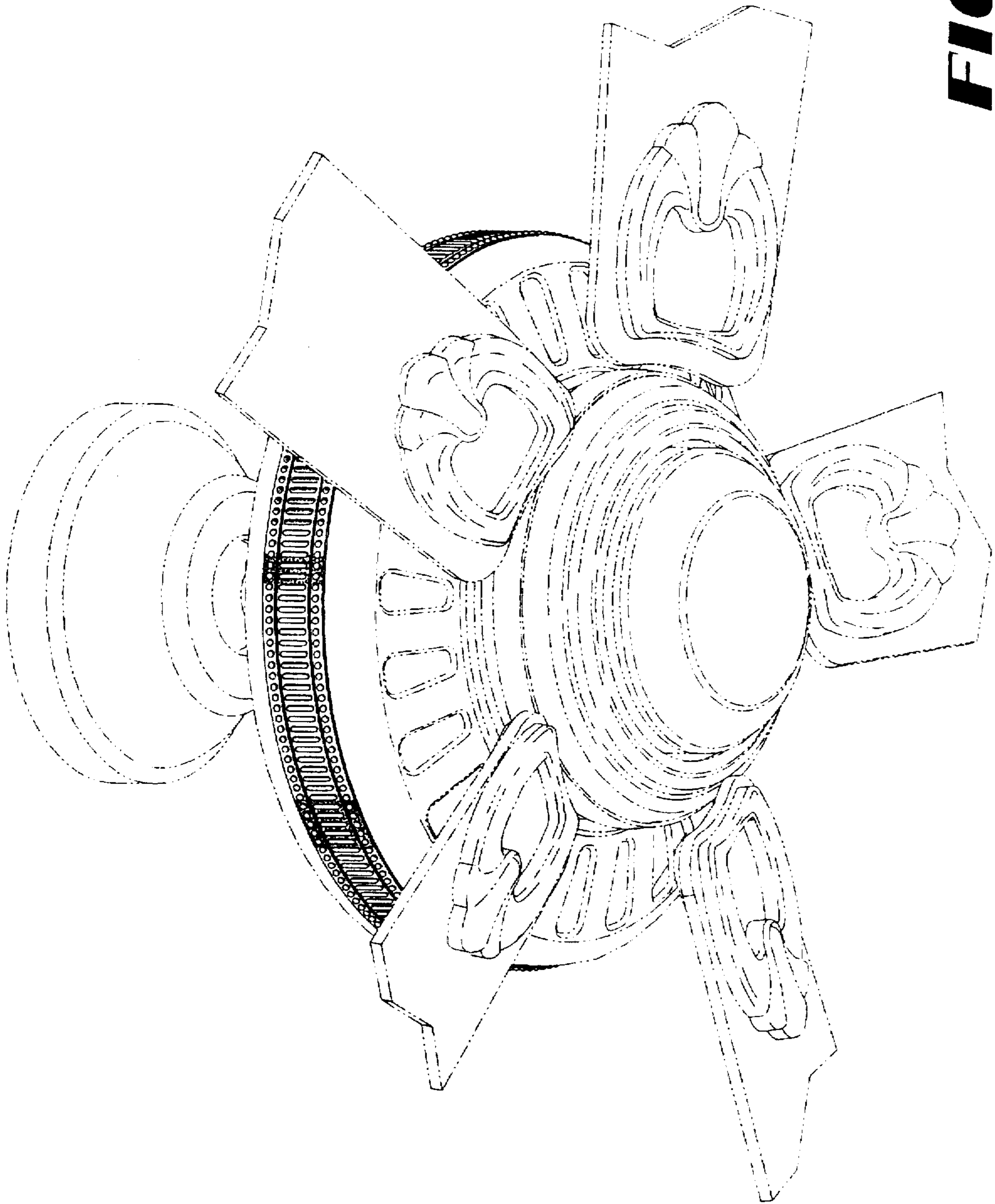


FIG 1

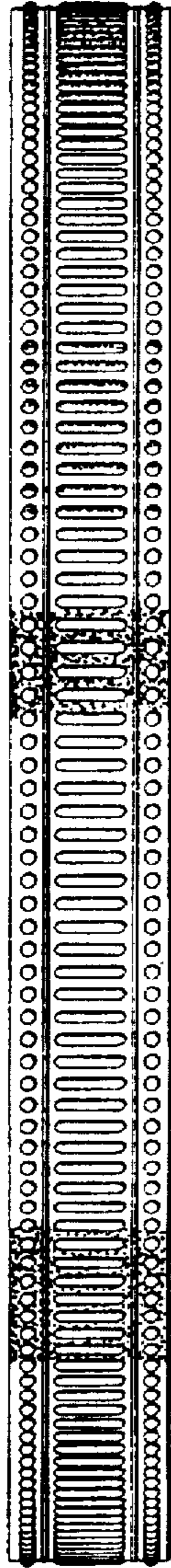


FIG 2