

US00D394091S

**United States Patent** [19]  
**Parry**

[11] **Patent Number: Des. 394,091**  
[45] **Date of Patent: \*\*May 5, 1998**

[54] **TOY CONSTRUCTION PIECE**  
[76] **Inventor: Stuart Parry, 1/30 Wangaratta Street,  
Richmond, Victoria 3121, Australia**  
[\*\*] **Term: 14 Years**  
[21] **Appl. No.: 73,131**  
[22] **Filed: Jul. 1, 1997**

[30] **Foreign Application Priority Data**  
Jan. 7, 1997 [AU] Australia ..... 20/97  
[51] **LOC (6) Cl. .... 21-01**  
[52] **U.S. Cl. .... D21/108**  
[58] **Field of Search .... D21/108, 109,  
D21/124; 446/85, 93, 102-108, 111-116,  
122-125, 127**

[56] **References Cited**  
**U.S. PATENT DOCUMENTS**  
D. 227,023 5/1973 Baker ..... 446/125  
D. 285,948 9/1986 Mazzoleni ..... D21/108

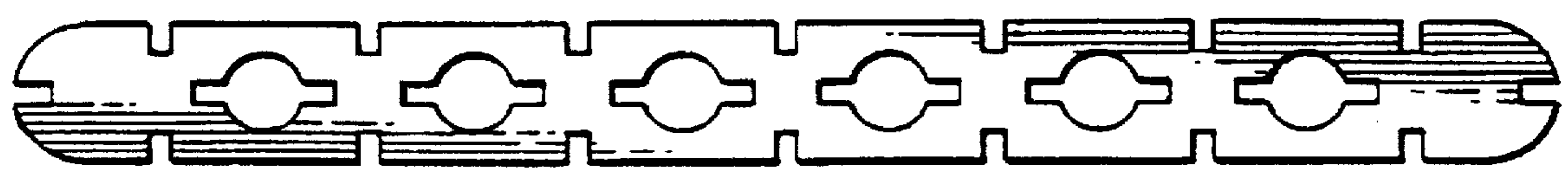
D. 304,212 10/1989 Moe ..... D21/108  
D. 304,353 10/1989 Moe ..... D21/108  
D. 308,895 6/1990 Staffon ..... D21/108  
3,199,246 8/1965 Fischer ..... D21/108  
3,429,093 2/1969 Hufgard ..... 446/125  
3,528,192 9/1970 Meates ..... 446/128  
3,699,709 10/1972 Schmidt ..... 446/121  
3,748,778 7/1973 Ellies et al. .... 446/106  
3,882,630 5/1975 Bianco ..... 446/106

*Primary Examiner*—Raphael Barkai  
*Attorney, Agent, or Firm*—Collard & Roe, P.C.

[57] **CLAIM**  
The ornamental design for a toy construction piece, as shown and described.

**DESCRIPTION**  
FIG. 1 is top and bottom view of the toy construction piece showing my new design;  
FIG. 2 is right and left side elevational view thereof;  
FIG. 3 is an end view thereof; and,  
FIG. 4 is a perspective view thereof.

**1 Claim, 1 Drawing Sheet**



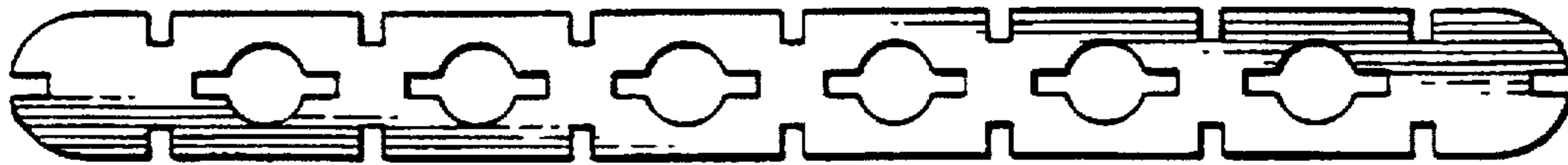


Fig. 1



Fig. 2

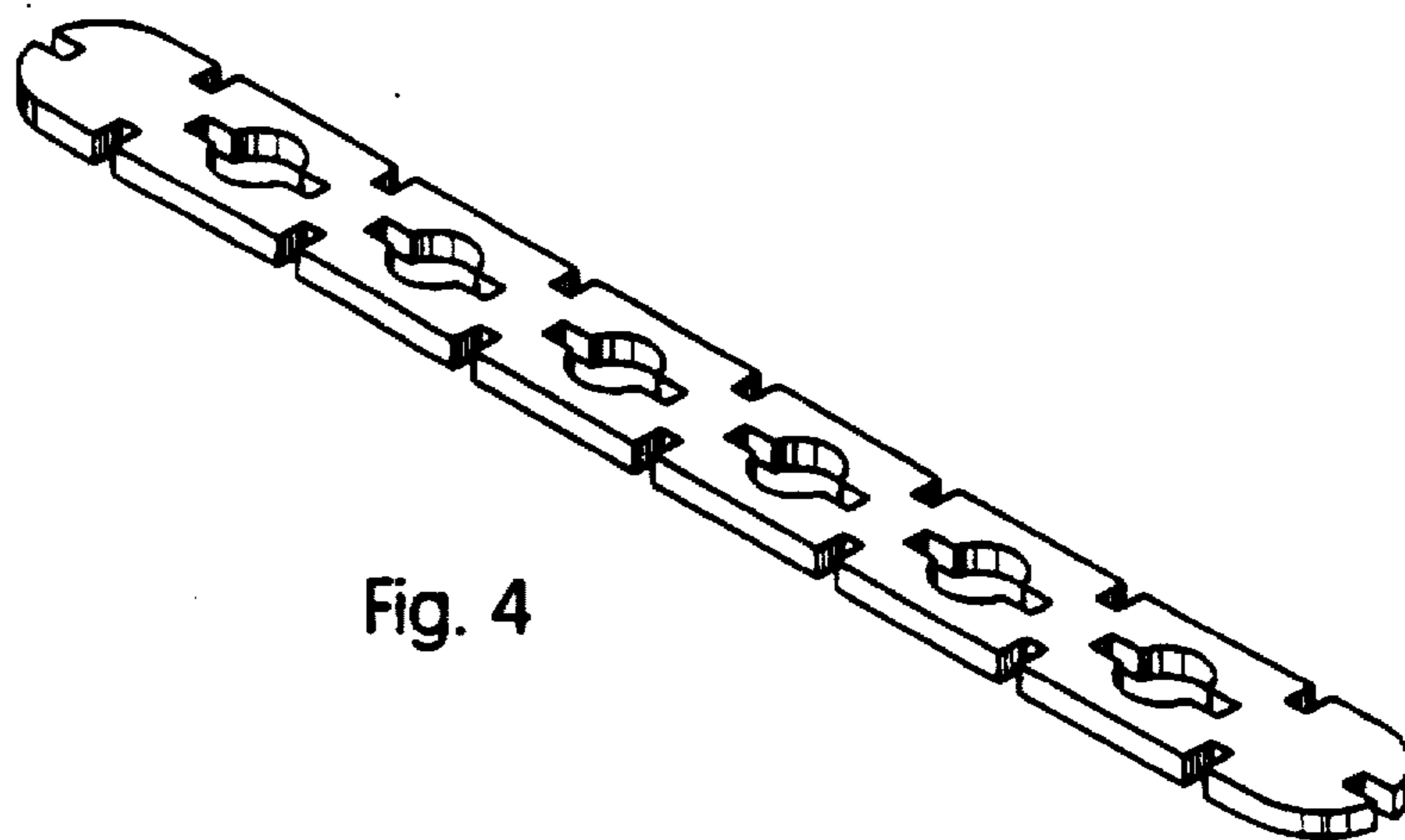


Fig. 4



Fig. 3