



US00D394086S

United States Patent [19]
Compte

[11] **Patent Number: Des. 394,086**

[45] **Date of Patent: ***May 5, 1998**

[54] **BALL-POINT PEN**

[75] **Inventor: Philippe Compte, Paris, France**

[73] **Assignee: S. T. Dupont S.A., France**

[*] **Notice:** The portion of the term of this patent subsequent to Jan. 30, 2011, has been disclaimed.

[**] **Term: 14 Years**

[21] **Appl. No.: 65,601**

[22] **Filed: Jan. 30, 1997**

[30] **Foreign Application Priority Data**

Aug. 22, 1996 [FR] France 96 4812

[51] **LOC (6) Cl. 19-06**

[52] **U.S. Cl. D19/51; D19/56; D19/57**

[58] **Field of Search D19/35, 36, 41-51, D19/53-58, 81-85; 401/99, 100, 209, 195**

[56] **References Cited**

U.S. PATENT DOCUMENTS

D. 138,346 7/1944 Kahn D19/48

D. 183,696 10/1958 Kahn D19/48
D. 252,333 7/1979 Funahashi D19/47
D. 367,887 3/1996 Compte D19/51
2,075,932 4/1937 Ehrmann 401/195 X

Primary Examiner—Martie Thompson

[57] **CLAIM**

The ornamental design for a ballpoint pen, as shown and described.

DESCRIPTION

FIG. 1 is a front elevational view of a pen showing my new design;

FIG. 2 is a rear elevational view;

FIG. 3 is a left side elevational view;

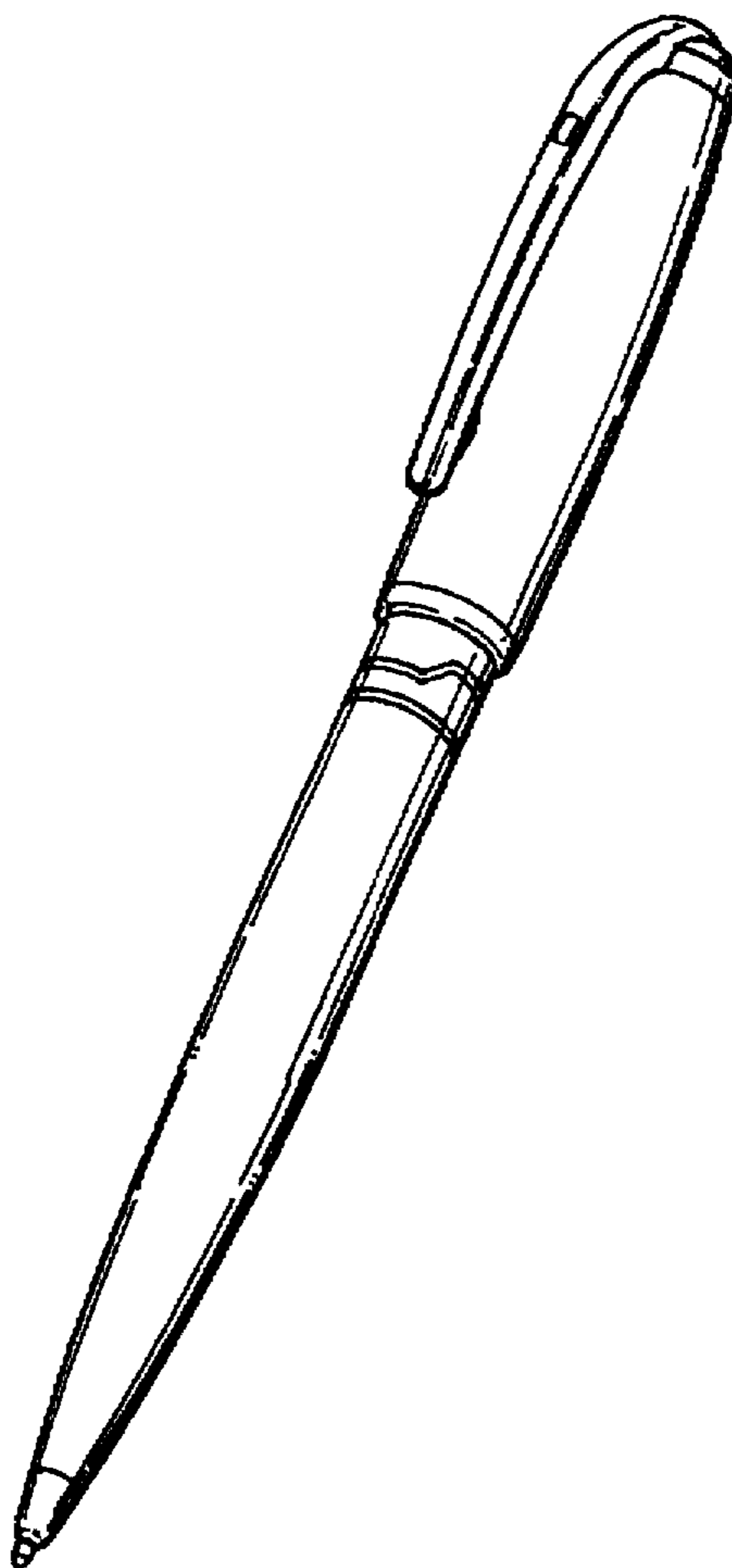
FIG. 4 is a right side elevational view;

FIG. 5 is a right front perspective view;

FIG. 6 is top plan view; and,

FIG. 7 is a bottom plan view thereof.

1 Claim, 1 Drawing Sheet



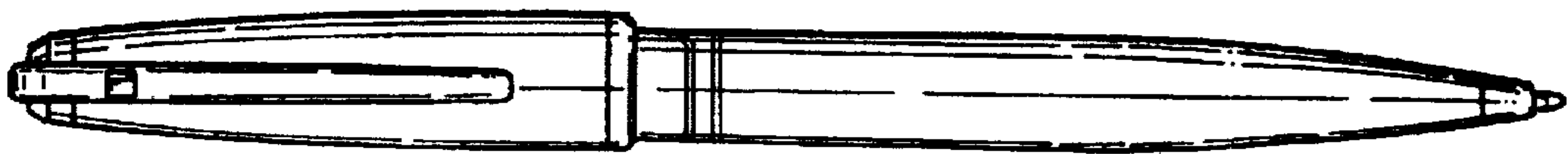


FIG. 1

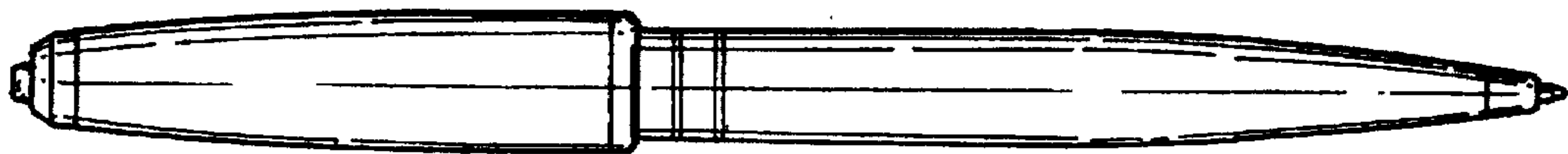


FIG. 2

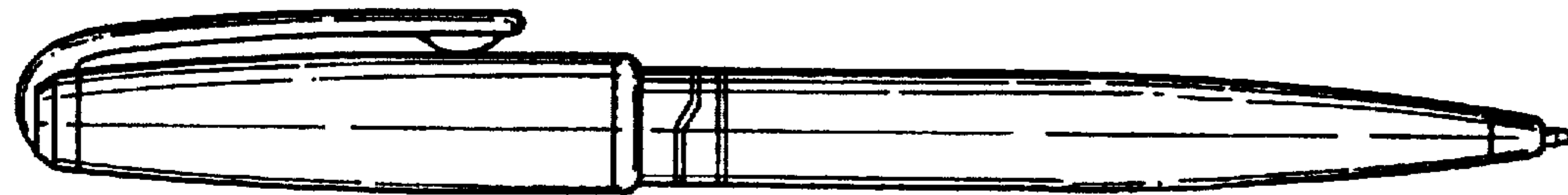


FIG. 3

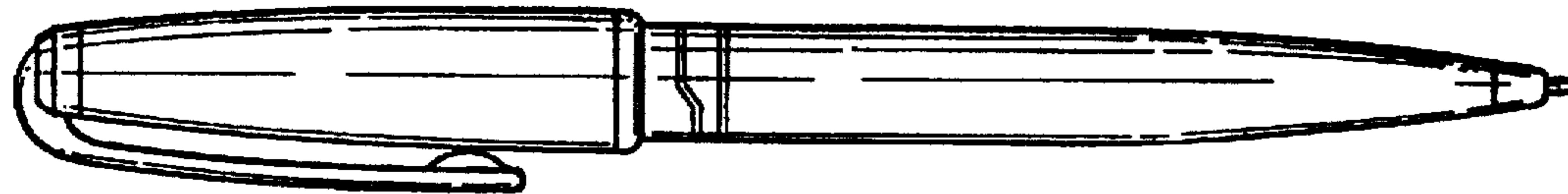


FIG. 4

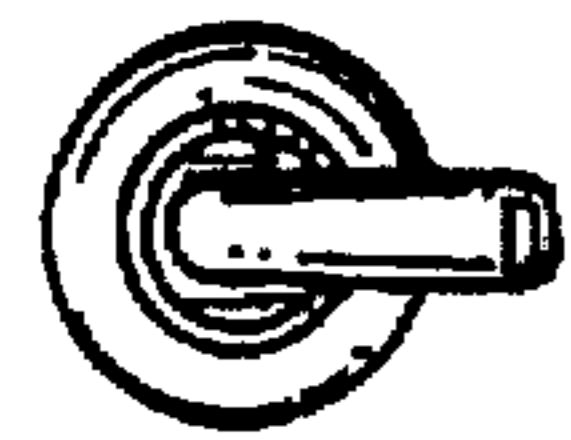


FIG. 5

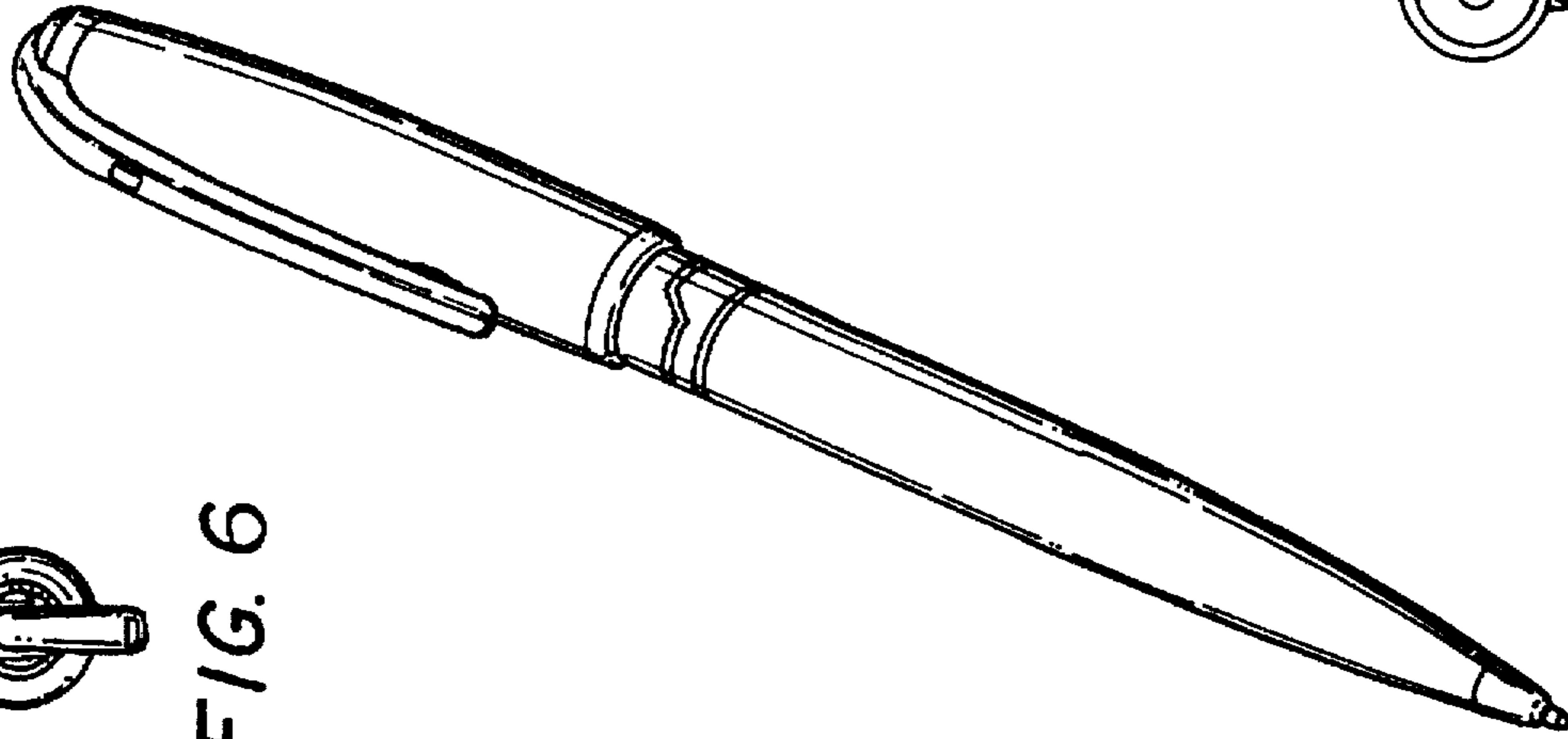


FIG. 6



FIG. 7