



US00D394082S

United States Patent [19]

Tashiro et al.

[11] Patent Number: Des. 394,082

[45] Date of Patent: **May 5, 1998

[54] IMAGE FORMING APPARATUS

[75] Inventors: Naoki Tashiro; Toshimi Chiba, both of Kawasaki, Japan

[73] Assignee: Canon Kabushiki Kaisha, Tokyo, Japan

[**] Term: 14 Years

[21] Appl. No.: 48,407

[22] Filed: Dec. 28, 1995

[30] Foreign Application Priority Data

Jun. 28, 1995 [JP] Japan 7-18661

[51] LOC (6) Cl. 16-03

[52] U.S. Cl. D18/43; D18/40

[58] Field of Search D18/36, 40, 43; 355/245, 260; 222/DIG. 1, 166, 240, 325, 541; 206/216, 229, 316; 118/653

[56] References Cited

U.S. PATENT DOCUMENTS

D. 287,023 12/1986 Masaki D18/40

D. 298,259	10/1988	Masaki	D18/43
D. 298,334	11/1988	Masaki et al.	D18/43
D. 310,539	9/1990	Komada et al.	D18/40
D. 350,975	9/1994	Mizuta	D18/40 X
D. 356,812	3/1995	Chiba	D18/43
4,583,832	4/1986	Kasamura et al.	355/260

Primary Examiner—Caron D. Veynar
Attorney, Agent, or Firm—Fitzpatrick, Cella, Harper & Scinto

[57] CLAIM

The ornamental design for an image forming apparatus, as shown and described.

DESCRIPTION

FIG. 1 is a front view of an image forming apparatus showing our new design;
FIG. 2 is a rear view thereof;
FIG. 3 is a top plan view thereof;
FIG. 4 is a bottom plan view thereof;
FIG. 5 is a left side view thereof;
FIG. 6 is a right side view thereof; and,
FIG. 7 is a perspective view thereof.

1 Claim, 4 Drawing Sheets




FIG. 1




FIG. 2




FIG. 3




FIG. 4




FIG. 5




FIG. 6




FIG. 7

