

US00D394016S

United States Patent [19]

Bellofatto et al.

[11] Patent Number: **Des. 394,016**

[45] Date of Patent: ****May 5, 1998**

- [54] **PORTABLE PEAK FLOW METER**
- [75] Inventors: **Steven Bellofatto**, Closter; **Scott Salmon**, Jersey City, both of N.J.
- [73] Assignee: **Healthscan Products, Inc.**, Cedar Grove, N.J.
- [**] Term: **14 Years**
- [21] Appl. No.: **65,396**
- [22] Filed: **Jan. 24, 1997**
- [51] LOC (6) Cl. **10-04**
- [52] U.S. Cl. **D10/96**
- [58] Field of Search **D10/96; D24/164, D24/166; 128/725, 726, 727, 652; 73/861.55, 861.53, 861.75, 861.76, 861.79**

- 5,224,487 7/1993 Bellofatto et al. 128/725
- 5,540,234 7/1996 Lalui 128/725
- 5,672,833 9/1997 Byerley 128/725

Primary Examiner—Antoine Duval Davis
Attorney, Agent, or Firm—Schweitzer Cornman Gross & Bondell LLP

[57] CLAIM

The ornamental design for a portable peak flow meter, as shown.

DESCRIPTION

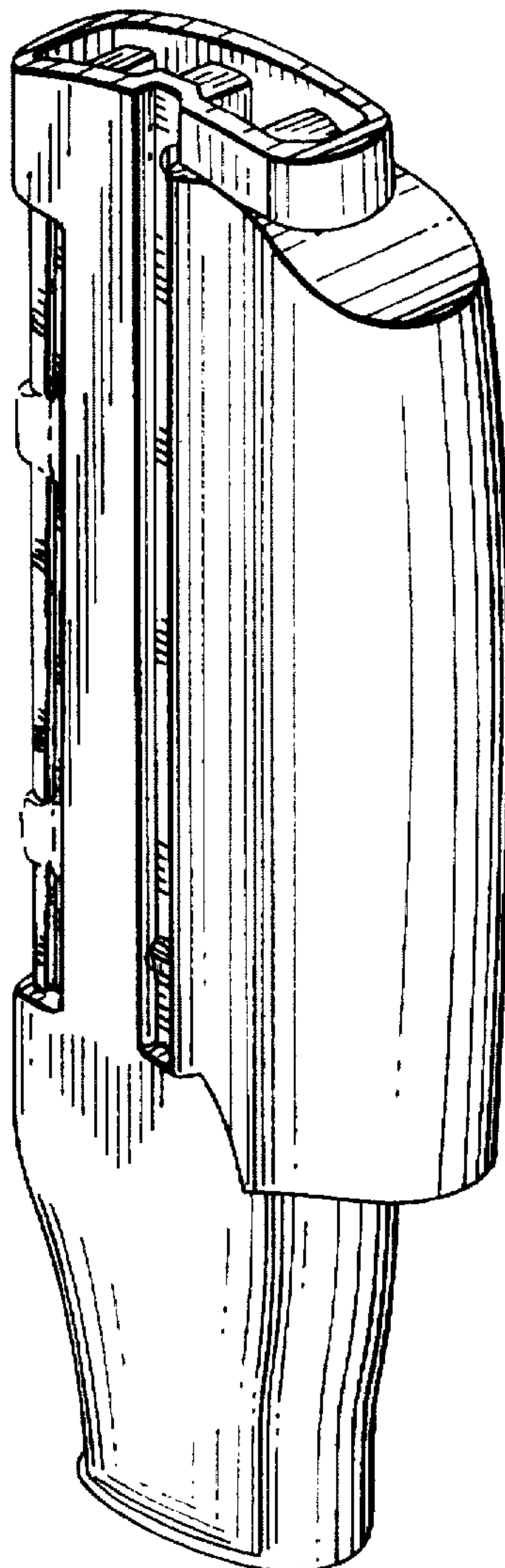
FIG. 1 is a top, front right side perspective view of a portable peak flow meter incorporating our design;
 FIG. 2 is a top plan view thereof;
 FIG. 3 is a front elevation view thereof;
 FIG. 4 is a right side elevation view thereof;
 FIG. 5 is a left side elevation view thereof;
 FIG. 6 is a rear elevation view thereof; and,
 FIG. 7 is a bottom plan view thereof.

[56] References Cited

U.S. PATENT DOCUMENTS

- D. 366,221 1/1996 Cadera D10/96

1 Claim, 3 Drawing Sheets



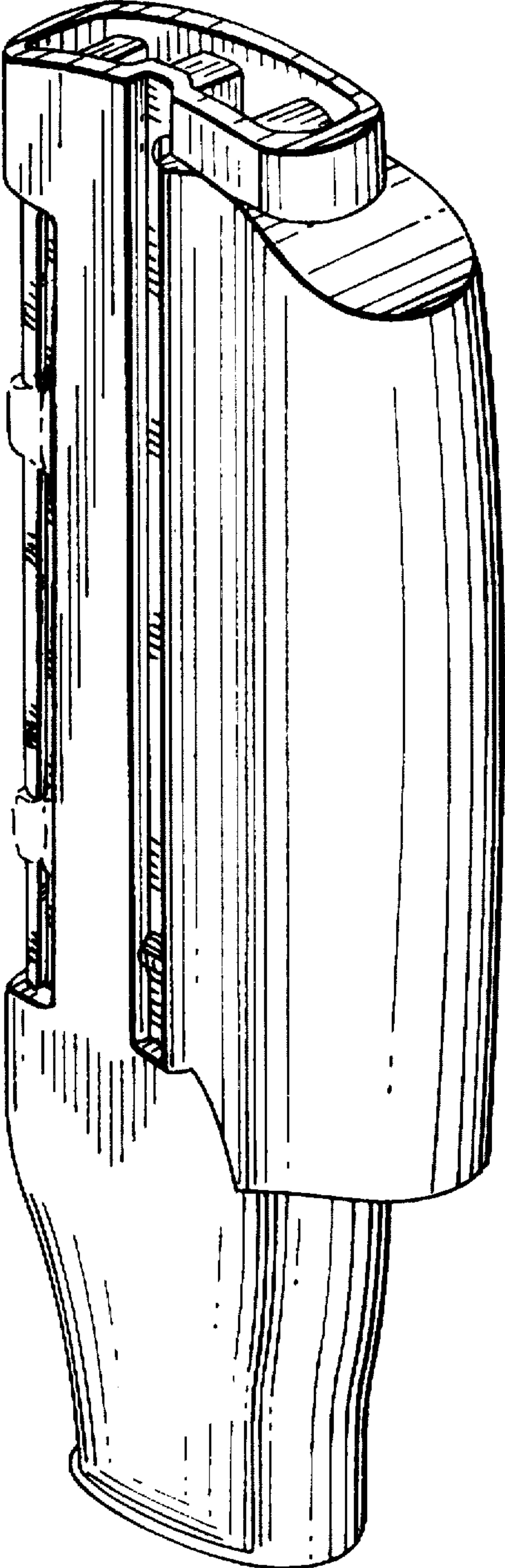


FIG. 1




FIG. 2

FIG. 3


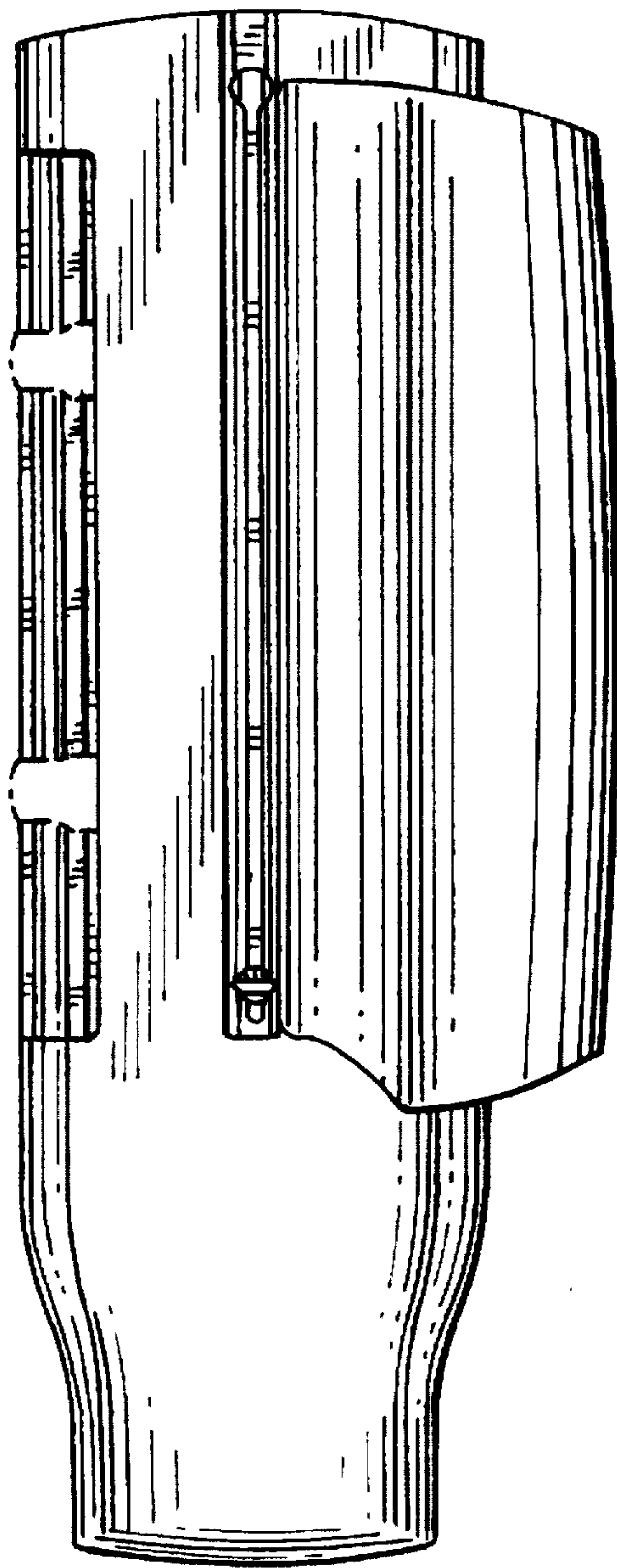


FIG. 4

FIG. 5

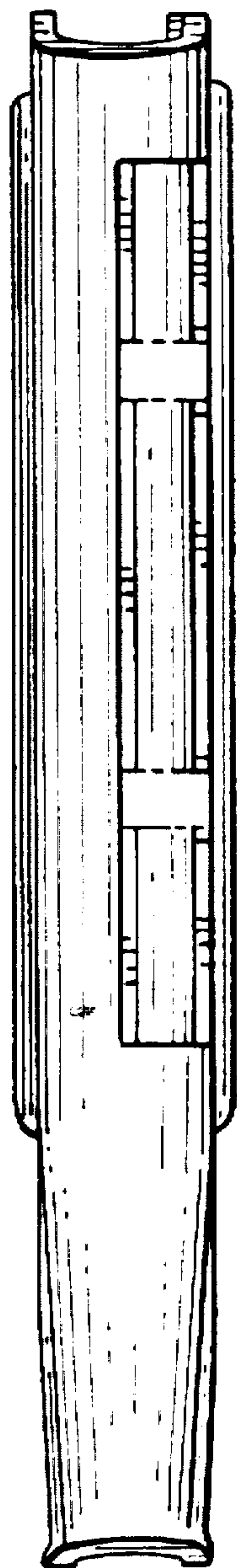


FIG. 6



FIG. 7

