



US00D394004S

United States Patent [19] Tate

[11] Patent Number: **Des. 394,004**

[45] Date of Patent: ****May 5, 1998**

[54] **GOLF REPAIR TOOL AND BALL MARKER PRESENTATION CASE**

4,687,129 8/1987 Cugley 206/470 X
4,781,289 11/1988 Perkins 206/461 X
5,044,495 9/1991 Wyslowsky 206/461 X

[76] Inventor: **John Tate**, 11621 Markon Dr., Garden Grove, Calif. 92841

OTHER PUBLICATIONS

Packaging, p. 53, Aug. 1986.

[**] Term: **14 Years**

Primary Examiner—Prabhakar G. Deshmukh
Attorney, Agent, or Firm—Charles H. Thomas

[21] Appl. No.: **74,669**

[22] Filed: **Aug. 7, 1997**

[57] CLAIM

[51] LOC (6) Cl. **09-07**

[52] U.S. Cl. **D9/415**

[58] Field of Search D9/415, 418, 414,
D9/341, 432, 457; 206/461-471, 495, 769-773,
775-778, 315.1, 315.9, 806; 224/919

The ornamental design for a golf repair tool and ball marker presentation case, as shown and described.

DESCRIPTION

[56] References Cited

U.S. PATENT DOCUMENTS

D. 305,733 1/1990 Ferris D9/415
D. 321,480 11/1991 Benner D9/415
D. 345,909 4/1994 Winston D9/415
D. 346,114 4/1994 Winston D9/415
D. 363,021 10/1995 Lombard D9/415
D. 363,217 10/1995 Flynn D9/415

FIG. 1 is a perspective view of a golf repair tool and ball marker presentation case showing my new design;
FIG. 2 is a front elevational view thereof;
FIG. 3 is a right-side elevational view thereof, it being understood that the left-side elevational view is the mirror image thereof;
FIG. 4 is a rear elevational view thereof;
FIG. 5 is a top plan view thereof; and,
FIG. 6 is a bottom plan view thereof.

1 Claim, 5 Drawing Sheets

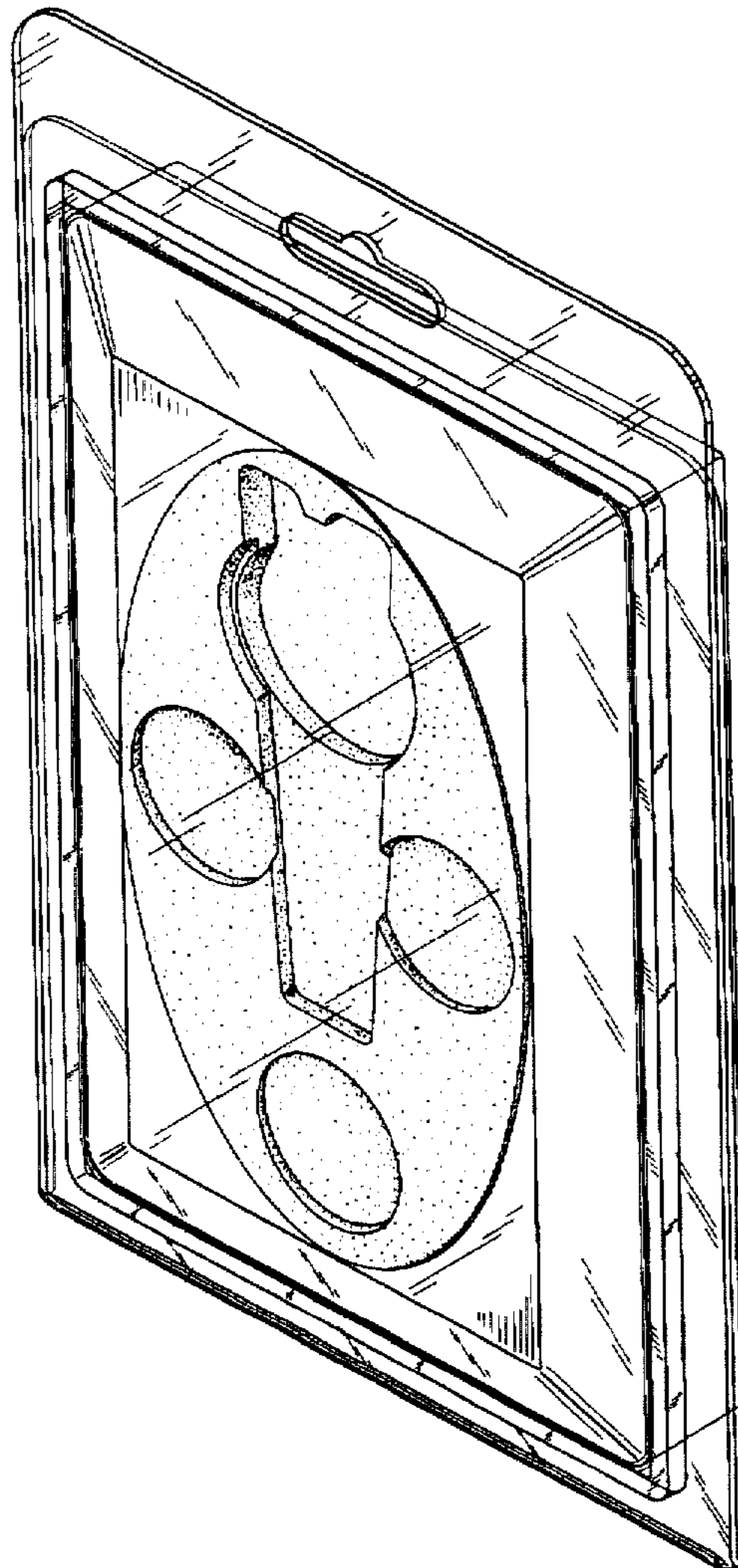


FIG. 1

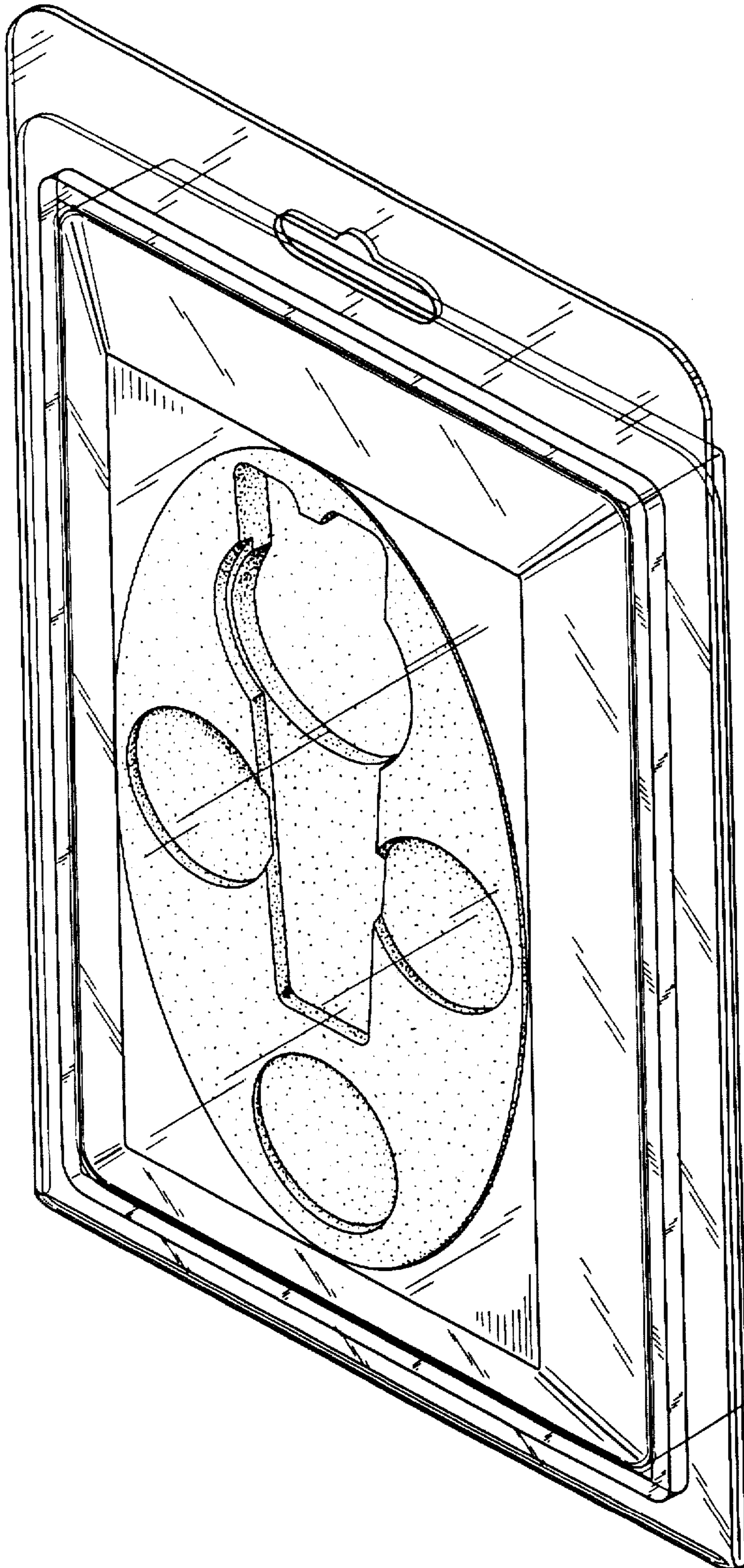


FIG. 2

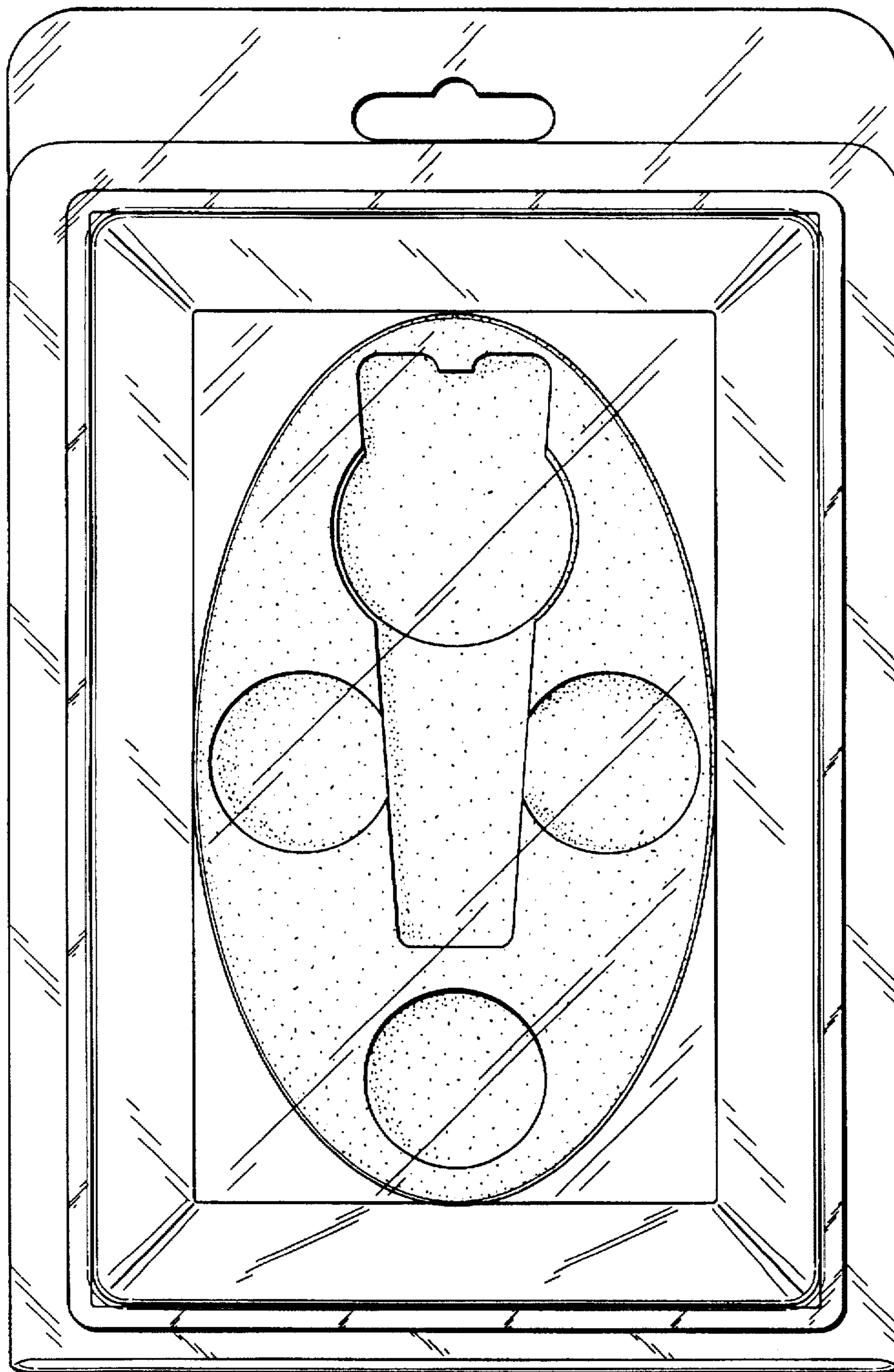


FIG. 3




FIG. 4

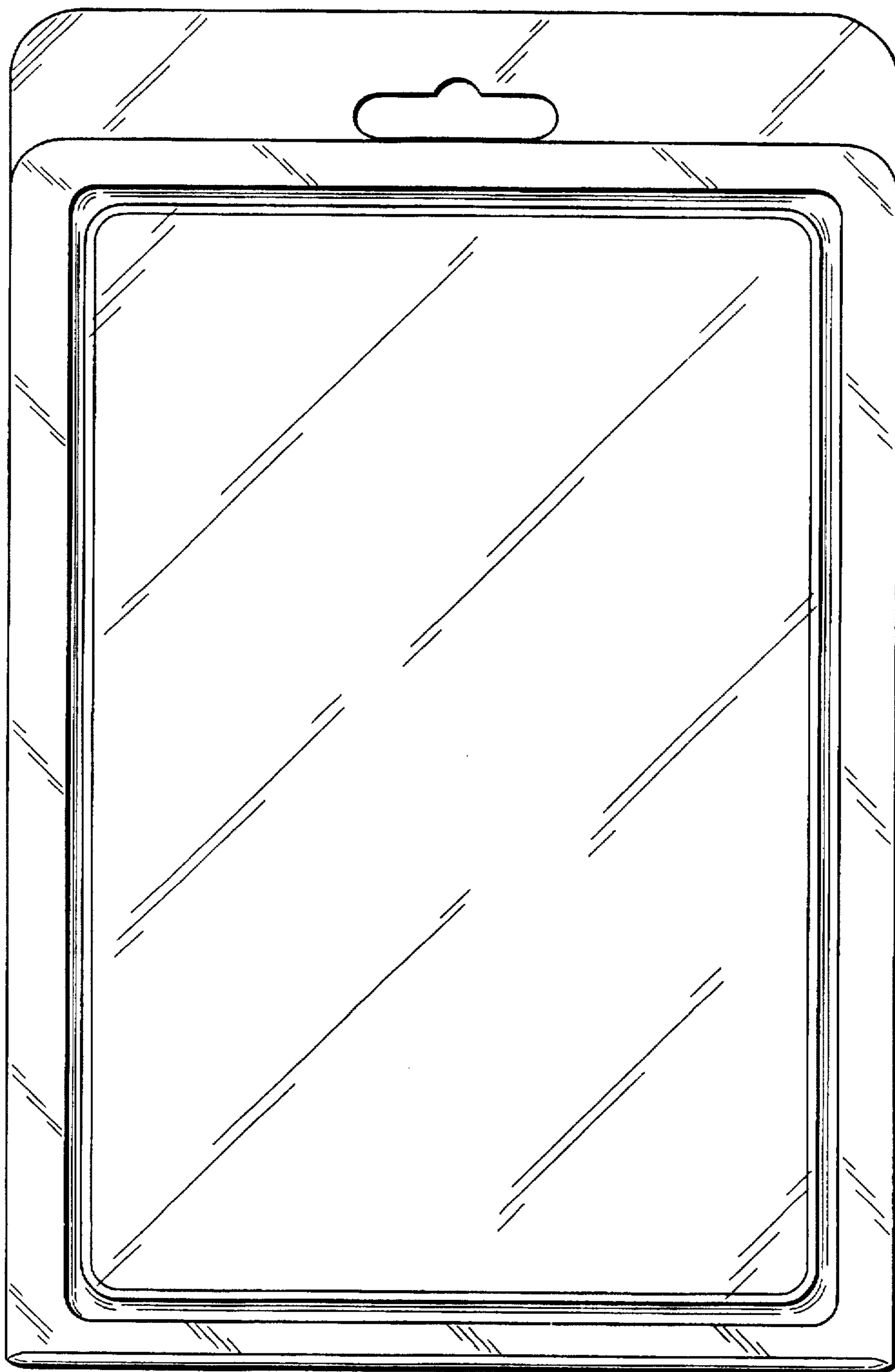


FIG. 5

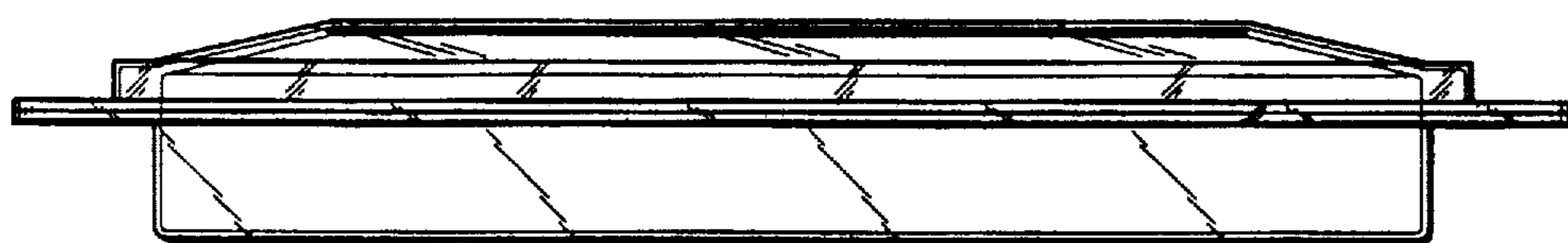


FIG. 6

