



US00D393989S

# United States Patent [19] Groves

[11] Patent Number: **Des. 393,989**

[45] Date of Patent: **\*\*May 5, 1998**

[54] **VEGETATION BARRIER**

[76] Inventor: **George D. Groves**, 2305 Weedel,  
Arnold, Mo. 63010

[\*\*] Term: **14 Years**

[21] Appl. No.: **51,276**

[22] Filed: **Mar. 8, 1996**

### Related U.S. Application Data

[62] Division of Ser. No. 15,522, Nov. 19, 1993, which is a  
division of Ser. No. 767,195, Sep. 30, 1991, Pat. No. Des.  
342,874.

[51] LOC (6) Cl. .... **08-01**

[52] U.S. Cl. .... **D8/1**

[58] Field of Search ..... **D8/1; 52/102;**  
47/33

### [56] References Cited

#### U.S. PATENT DOCUMENTS

D. 316,951	5/1991	Groves	.....	D8/1
D. 328,839	8/1992	Green	.....	D8/1
D. 342,874	1/1994	Groves	.....	D8/1
2,094,519	9/1937	Ballard	.....	47/33
3,515,373	6/1970	Abbe	.....	

3,541,726	11/1970	Raschke, Jr.	.....	47/33
3,806,096	4/1974	Eccleston et al.	..	
4,074,479	2/1978	Krupka	..	
4,934,093	6/1990	Yanna	..	

### FOREIGN PATENT DOCUMENTS

14174 of 1911 United Kingdom ..... 47/33

*Primary Examiner*—Holly Baynham  
*Attorney, Agent, or Firm*—Paul M. Denk


### [57] CLAIM

The ornamental design for the vegetation barrier, as shown  
and described.

### DESCRIPTION

FIG. 1 is a top view of a vegetation barrier;  
FIG. 2 is a front edge view with the opposite view being  
identical in appearance, with the exception of the pair of  
slots provided along the front edge view;  
FIG. 3 is a bottom view of the vegetaton barrier shown in  
FIG. 1;  
FIG. 4 is a left side view thereof;  
FIG. 5 is a right side view thereof; and,  
FIG. 6 is a top view of the vegetation barrier as shown in  
FIG. 1, shown in a curved position.

**1 Claim, 1 Drawing Sheet**





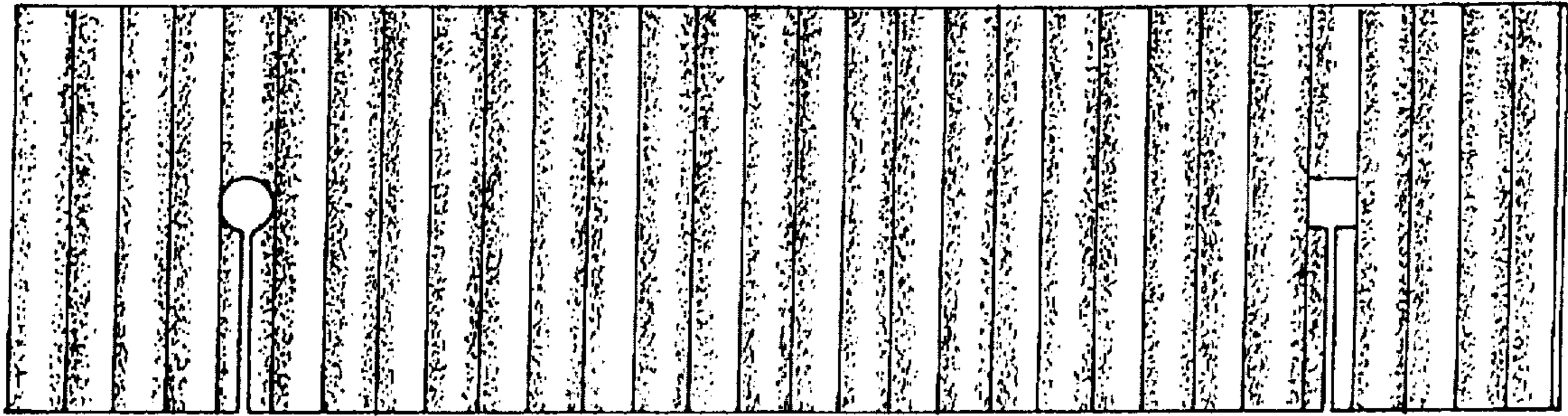


FIG. 1



FIG. 2

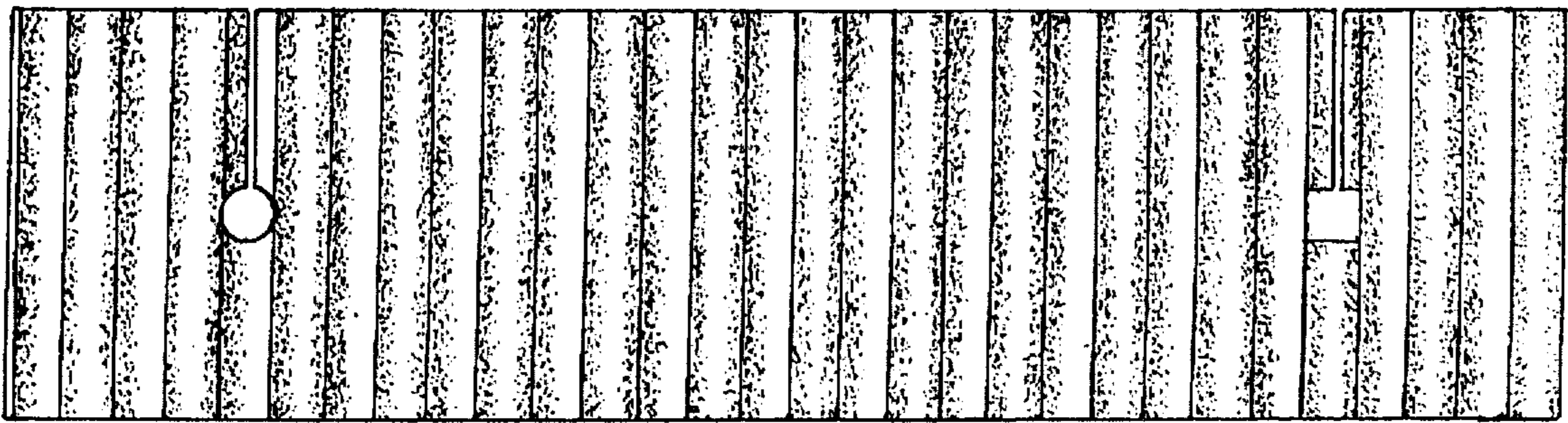


FIG. 3




FIG. 4




FIG. 5

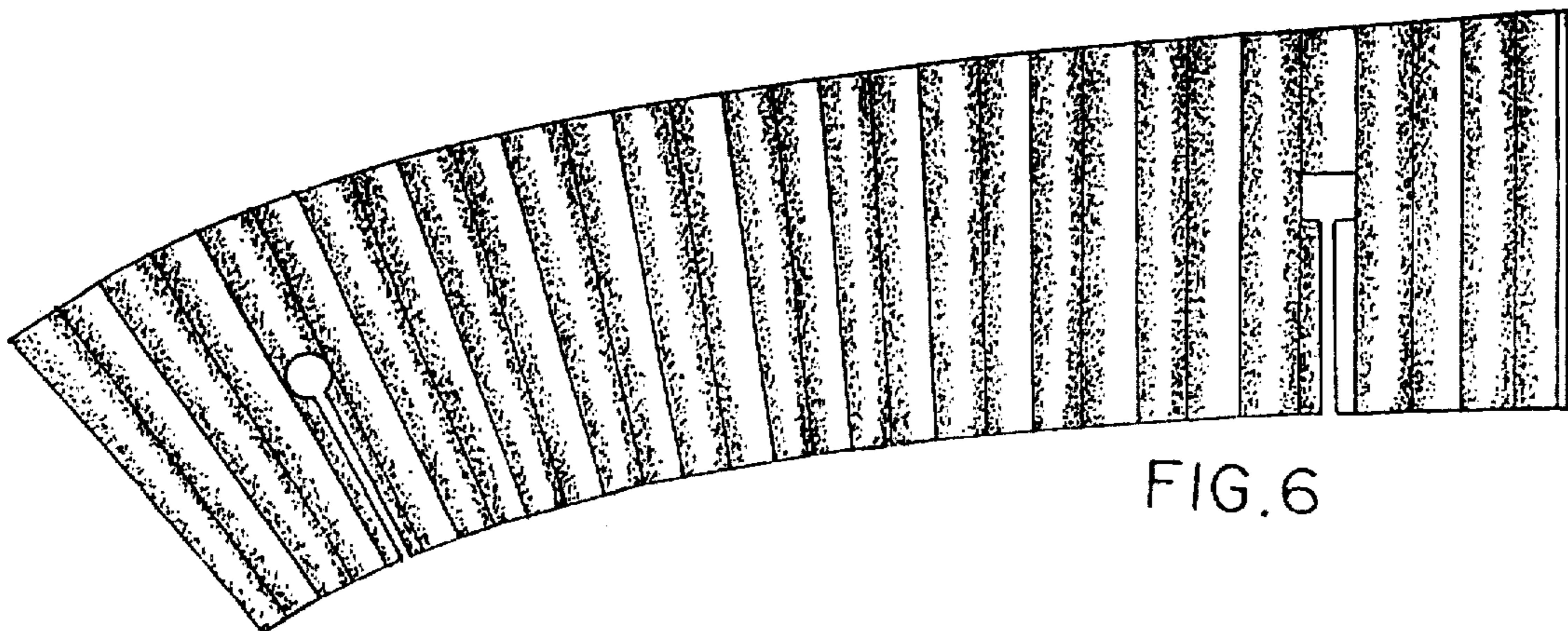


FIG. 6