

US00D393977S

**United States Patent** [19]  
**Springer**

[11] **Patent Number:** **Des. 393,977**

[45] **Date of Patent:** **\*\*May 5, 1998**

[54] **CHAIR COVER**

[76] **Inventor:** **Sharon A. Springer**, 1145 E. Tujunga Ave., Burbank, Calif. 91501

[\*\*] **Term:** **14 Years**

[21] **Appl. No.:** **53,435**

[22] **Filed:** **Apr. 23, 1996**

[51] **LOC (6) Cl.** ..... **06-13**

[52] **U.S. Cl.** ..... **D6/610**

[58] **Field of Search** ..... D6/610-612, 334, D6/335, 381, 371, 373; 150/154, 158, 165, 901; 297/218.1-218.4, 219.1, 228, 228.1, 228.11, 228.12, 229

[56] **References Cited**

**U.S. PATENT DOCUMENTS**

D. 280,481	9/1985	Kornegay	.....	D6/611
D. 303,473	9/1989	Shreinman	.....	D6/610
D. 331,346	12/1992	Gayden	.....	D6/611
2,973,806	3/1961	Hendrickson	.....	297/228

**OTHER PUBLICATIONS**

Schoner Wohnen catalog, Tara chair, p. 90, Sep. 1988.  
Vogue Pattern Book, item A chair covers, p. 9323, Jan. 1990.  
Butterick Pattern Book, Item D Chair covers, p. 6530, Oct. 1995.

*Primary Examiner*—Alan P. Douglas  
*Assistant Examiner*—Robin V. Taylor  
*Attorney, Agent, or Firm*—James E. Brunton


[57] **CLAIM**

The ornamental design for chair cover, as shown.

**DESCRIPTION**

FIG. 1 is a perspective view of a chair cover showing my new design;  
FIG. 2 is a front view thereof;  
FIG. 3 is a righthand side view thereof;  
FIG. 4 is a lefthand side view thereof;  
FIG. 5 is a bottom view thereof; and,  
FIG. 6 is a rear view thereof.

**1 Claim, 3 Drawing Sheets**




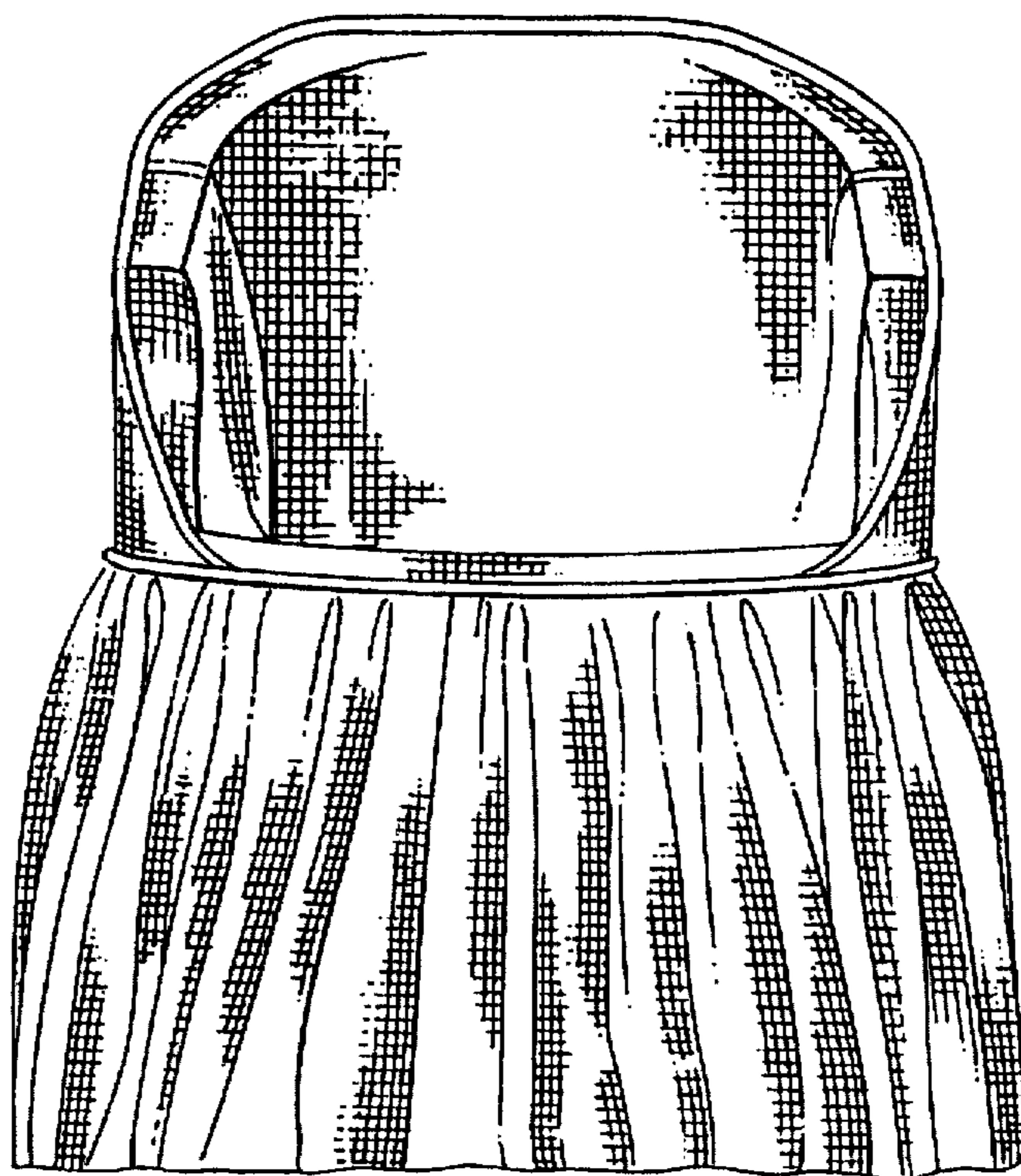


FIG. 1

FIG. 2



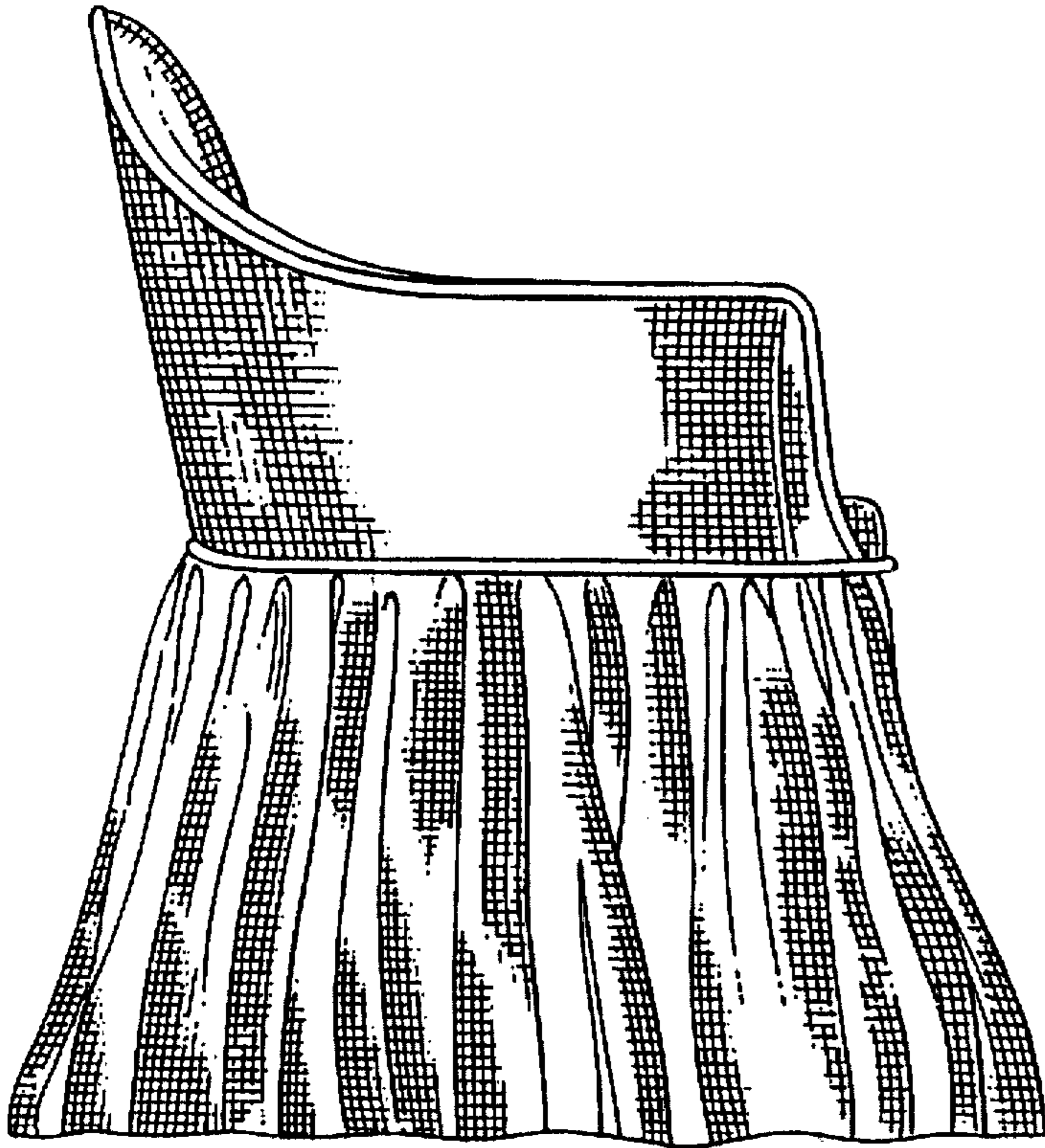
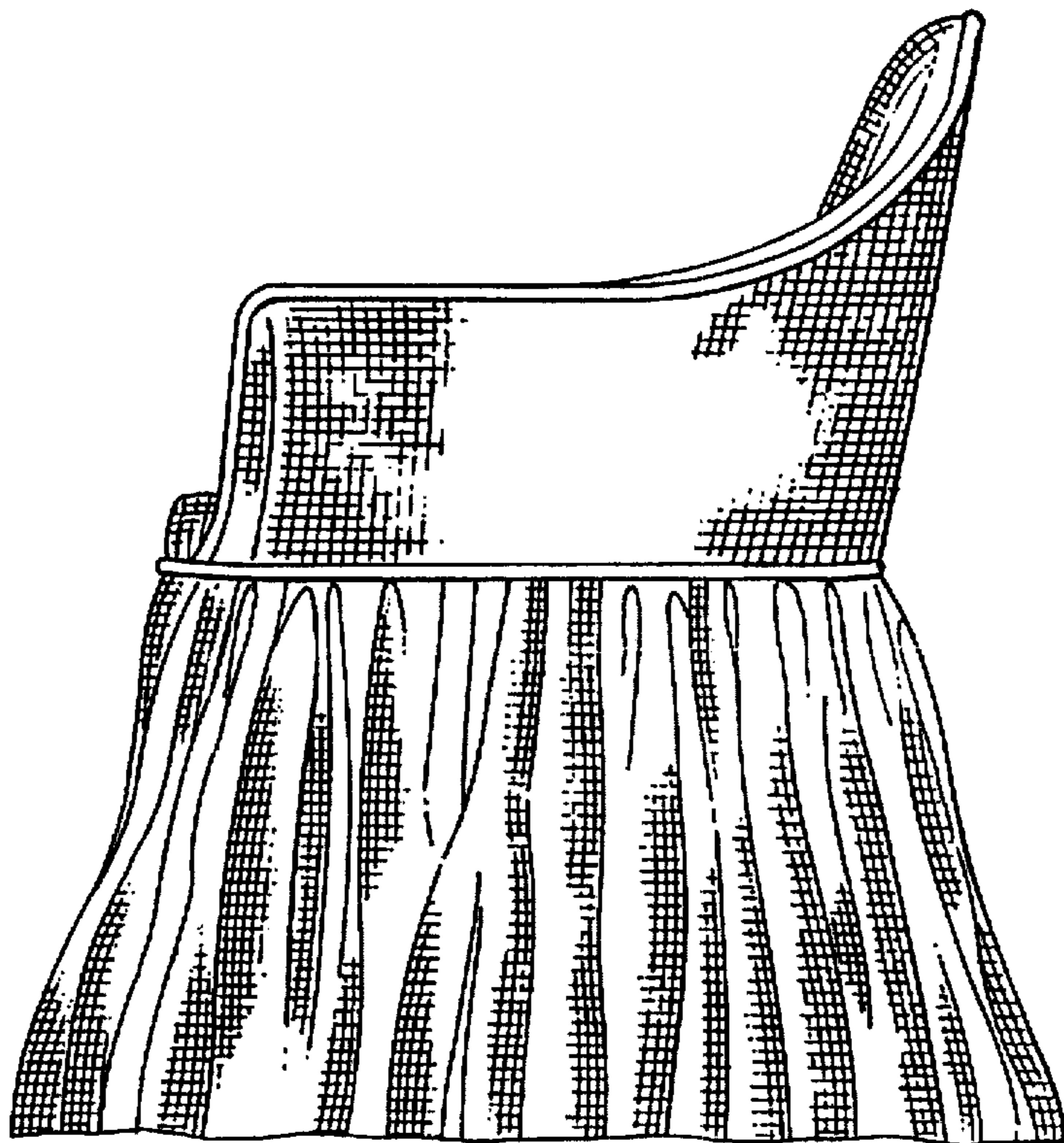


FIG. 3

FIG. 4



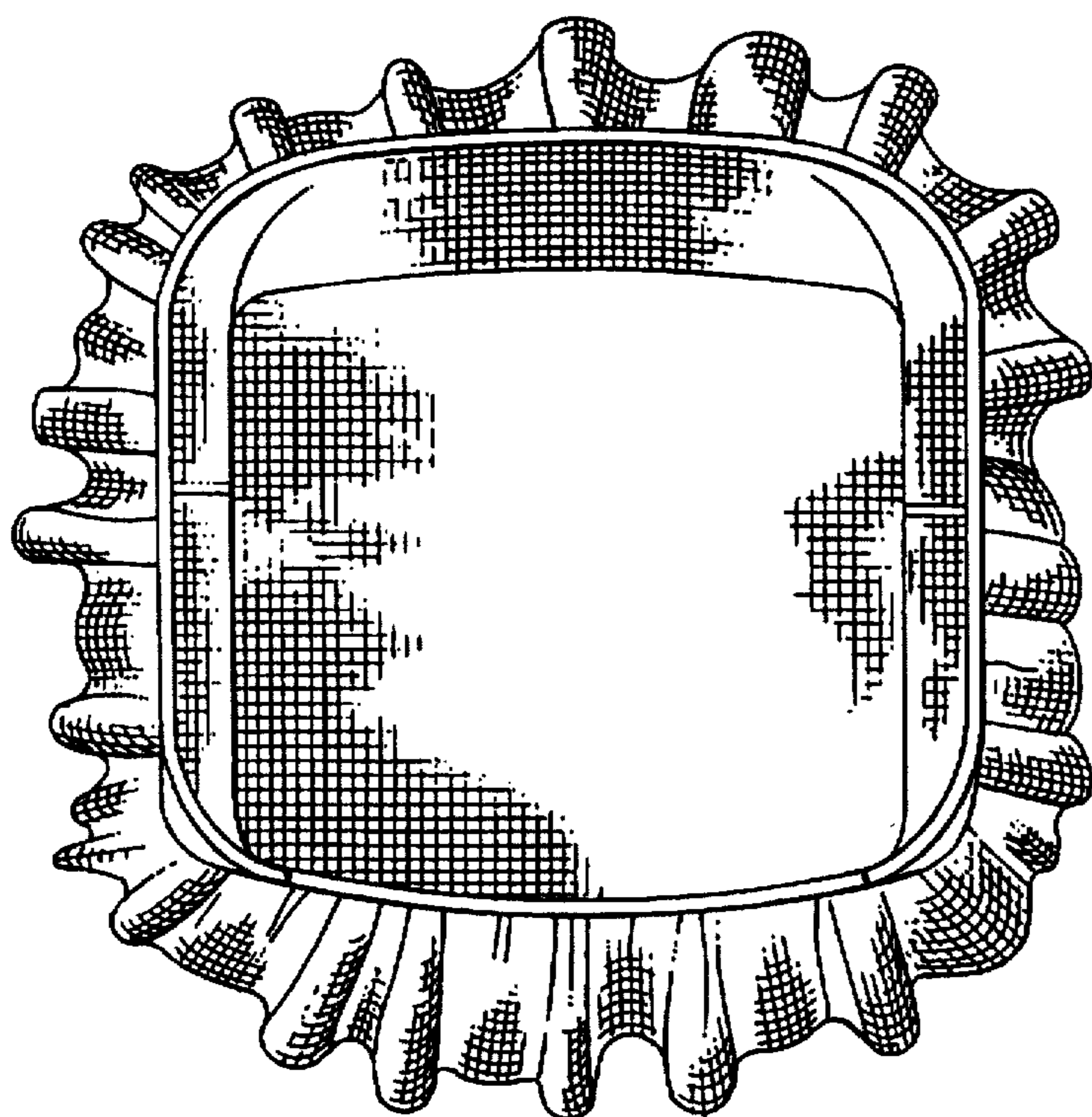


FIG. 5

FIG. 6

