



US00D393976S

United States Patent [19]
Loud

[11] **Patent Number:** **Des. 393,976**

[45] **Date of Patent:** ****May 5, 1998**

[54] **MASSAGING SYSTEM SEAT CUSHION**

[75] **Inventor:** **Craig M. Loud, Whittier, Calif.**

[73] **Assignee:** **JB Research, Inc., Bellflower, Calif.**

[**] **Term:** **14 Years**

[21] **Appl. No.:** **51,548**

[22] **Filed:** **Mar. 13, 1996**

[51] **LOC (6) Cl.** **06-09**

[52] **U.S. Cl.** **D6/601; D6/604**

[58] **Field of Search** **D6/595-597, 601, D6/604, 605, 611, 356; 5/636, 417-420, 706, 710, 652-654; D21/237; 297/180.11, 229, 452.43, 452.45**

[56] **References Cited**

U.S. PATENT DOCUMENTS

D. 237,330	10/1975	Skyer	D6/356
D. 277,917	3/1985	Slakman	D6/604
D. 330,118	10/1992	Lanius et al.	D6/356
D. 362,126	9/1995	Carter	D6/356
5,060,937	10/1991	Rushatz et al.	5/417 X

Primary Examiner—Janice E. Seeger
Attorney, Agent, or Firm—Sheldon & Mak

[57] **CLAIM**

The ornamental design for a massaging system seat cushion, as shown and described.

DESCRIPTION

FIG. 1 is a view of the front of a first embodiment of a massaging system seat cushion showing my new design including a seat portion and a lower leg portion attached to the seat portion;

FIG. 2 is a view of the front of a second embodiment of a cushion showing my new design, which is the same as that depicted in FIG. 1, but without the lower leg portion;

FIG. 3 is a view of a left side of the cushion shown in FIG. 2, the right side being a mirror image thereof;

FIG. 4 is a top end view of the cushion shown in FIG. 1;

FIG. 5 is a bottom end view of the cushion shown in FIG. 1;

FIG. 6 is a perspective view of the cushion shown in FIG. 1;

FIG. 7 is a perspective view of the cushion shown in FIG. 2; and,

FIG. 8 is a left side view as in FIG. 3, showing the cushion of FIG. 1, the right side being a mirror image thereof.

The rear of the article is not part of the claimed design.

1 Claim, 3 Drawing Sheets





Fig. 1.





Fig. 2.

Fig. 4.




Fig. 5.



Fig. 3.



Fig. 6.




Fig. 7.






Fig. 8.