

US00D393974S

United States Patent [19]

Davis

[11] Patent Number: Des. 393,974

[45] Date of Patent: **May 5, 1998

[54] **SHOWER DISPENSER RADIO**

[75] Inventor: **Omar Davis**, Clifton, N.J.

[73] Assignee: **Salton-Maxim Housewares, Inc.**, Mt. Prospect, Ill.

[**] Term: **14 Years**

[21] Appl. No.: **72,668**

[22] Filed: **Jun. 23, 1997**

[51] LOC (6) Cl. **07-07**

[52] U.S. Cl. **D6/544**

[58] Field of Search D6/542-545; D14/124, D14/168, 188; 222/92-93, 173, 180-181; 211/13

| | | | |
|-----------|---------|---------------------|-----------|
| 4,039,104 | 8/1977 | Mijares et al. | 222/181 X |
| 4,159,788 | 7/1979 | Doyel | 222/144.5 |
| 4,880,145 | 11/1989 | McManus | 222/192 |
| 4,944,049 | 7/1990 | Leonard | 4/597 |
| 4,964,181 | 10/1990 | Alpert | 4/597 |
| 5,014,168 | 5/1991 | Kelly | 362/86 |
| 5,044,522 | 9/1991 | Roig et al. | 222/108 |
| 5,140,254 | 8/1992 | Katzman | 322/35 |
| 5,329,650 | 7/1994 | Zaccai et al. | 4/605 |
| 5,413,251 | 5/1995 | Adamson | 222/129 |

Primary Examiner—Brian N. Vinson
Attorney, Agent, or Firm—Seed and Berry LLP

[57] **CLAIM**

The ornamental design for a shower dispenser radio, as shown and described.

DESCRIPTION

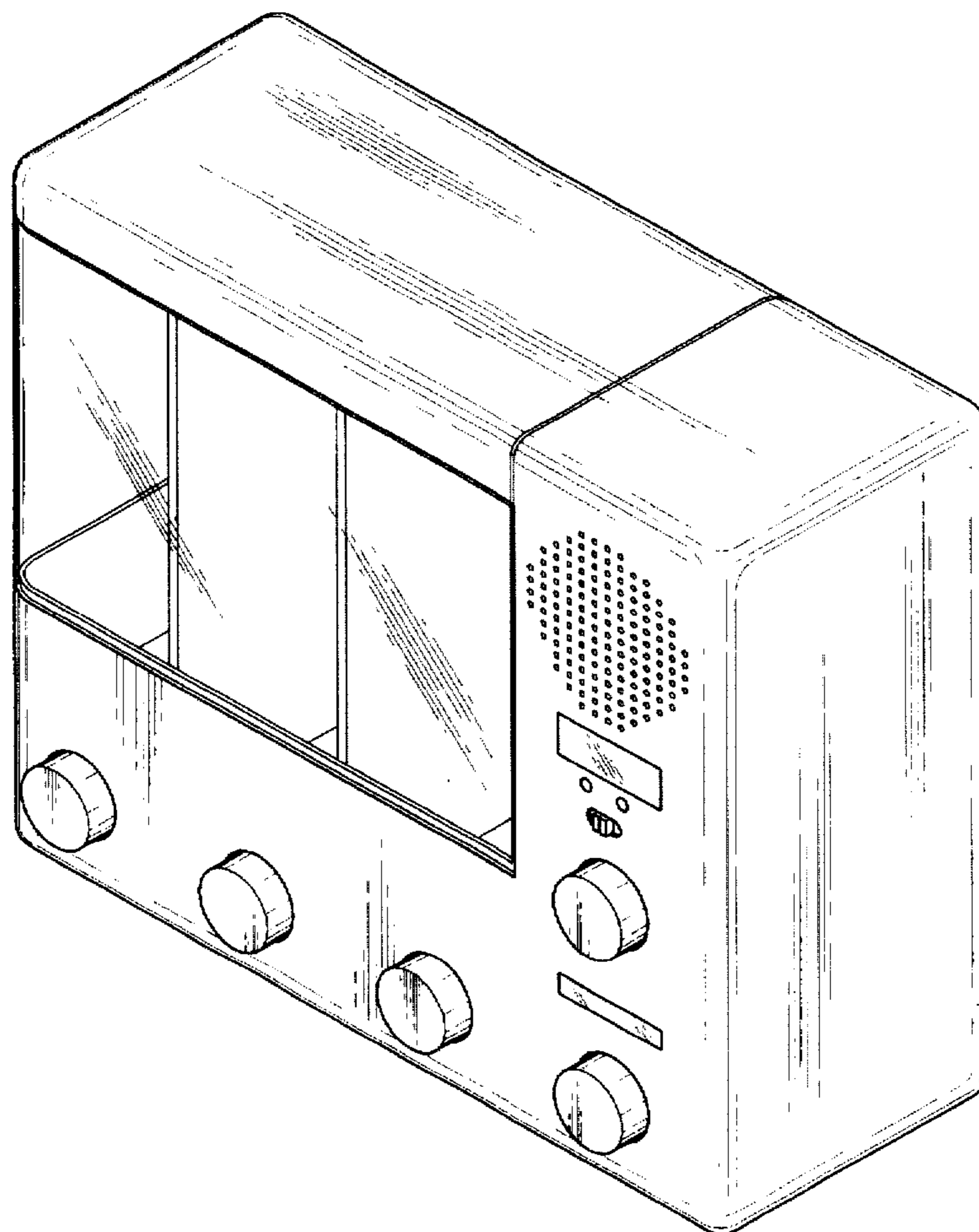
FIG. 1 is a front isometric view of a shower dispenser radio showing my new design;
FIG. 2 is a front elevational view thereof;
FIG. 3 is a back elevational view thereof;
FIG. 4 is a top plan view thereof;
FIG. 5 is a bottom plan view thereof;
FIG. 6 is a left elevational view; and,
FIG. 7 is a right elevational view.

1 Claim, 3 Drawing Sheets

[56] **References Cited**

U.S. PATENT DOCUMENTS

| | | | |
|------------|---------|--------------------|----------|
| D. 210,416 | 3/1968 | Hitsuoka | D56/4 |
| D. 252,783 | 9/1979 | Rizzuto | D6/544 |
| D. 330,304 | 10/1992 | Parrish | D6/544 |
| D. 341,742 | 11/1993 | Omatowski | D6/545 |
| D. 363,848 | 11/1995 | Andrus et al. | D6/545 X |
| D. 367,792 | 3/1996 | Fan | D6/545 |
| D. 368,613 | 4/1996 | Elmore | D6/545 |



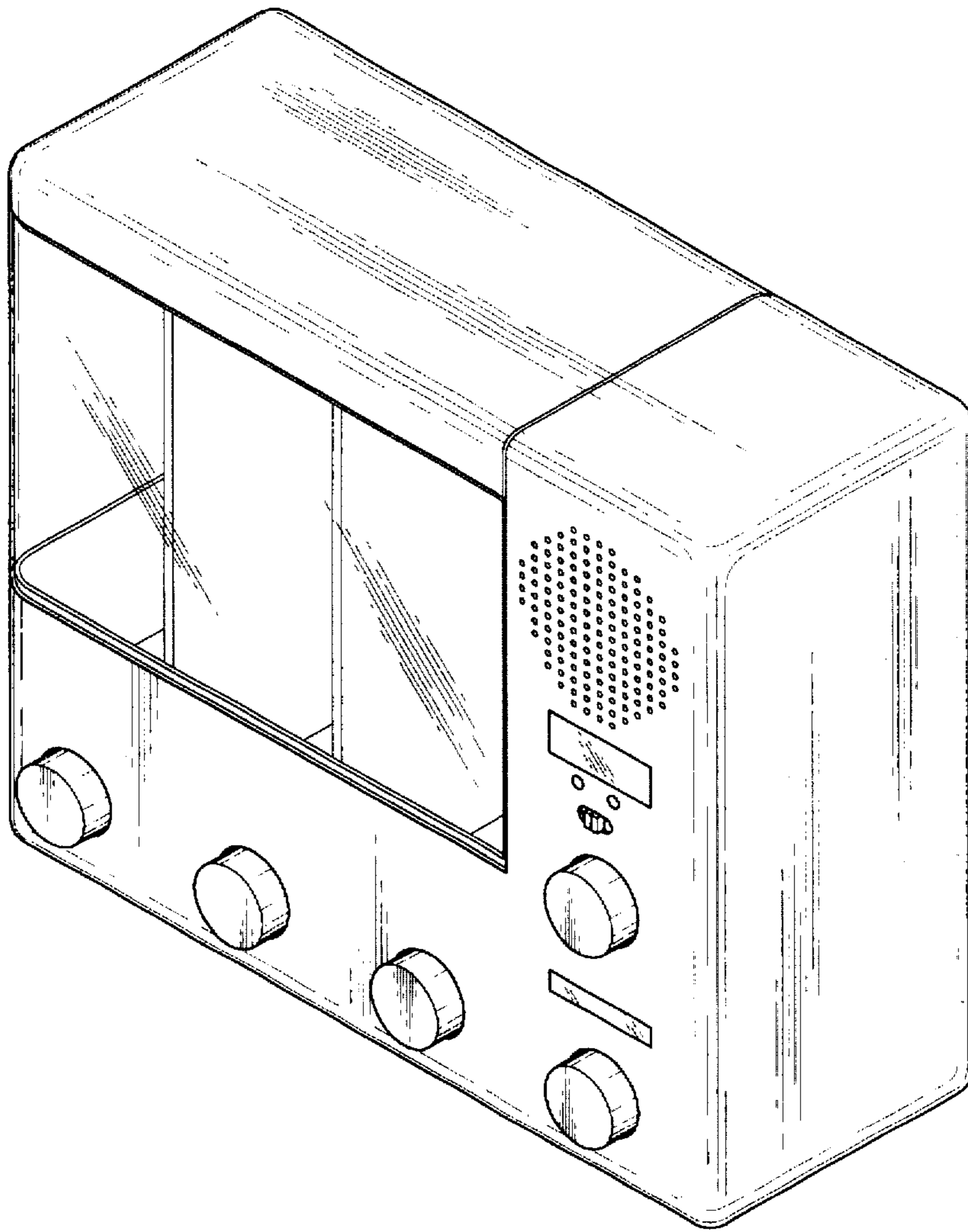


Fig. 1

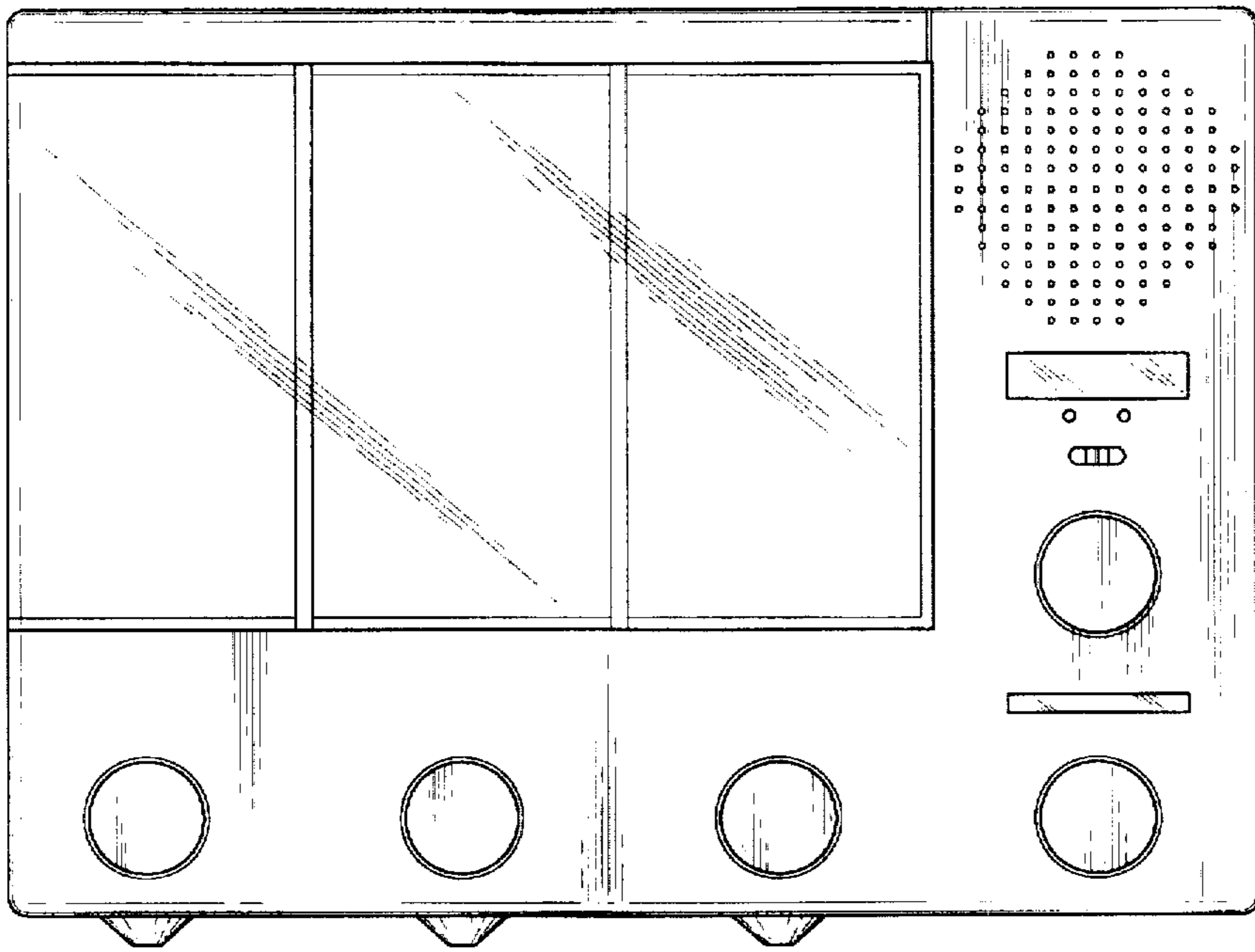


Fig. 2

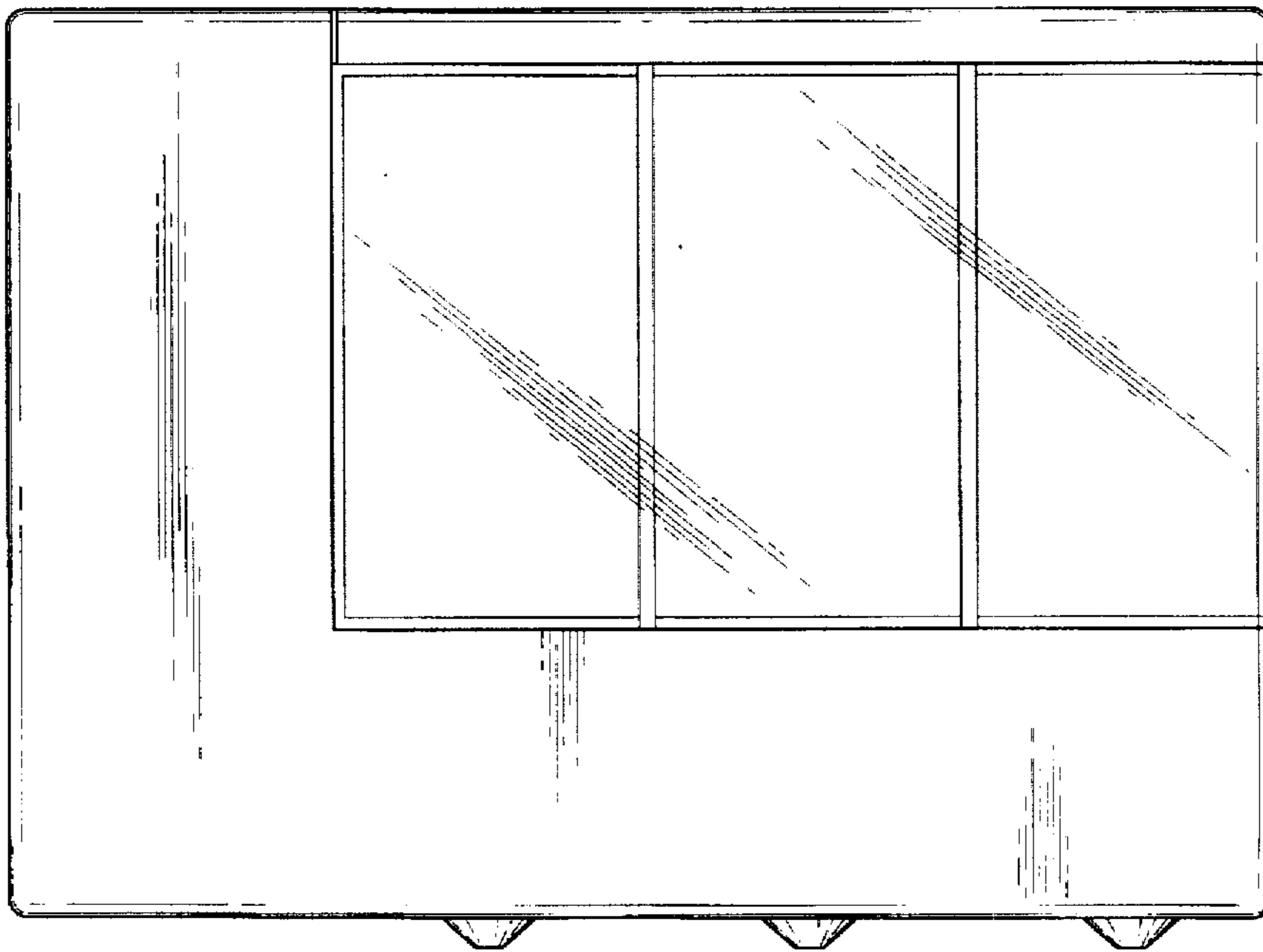


Fig. 3




Fig. 4

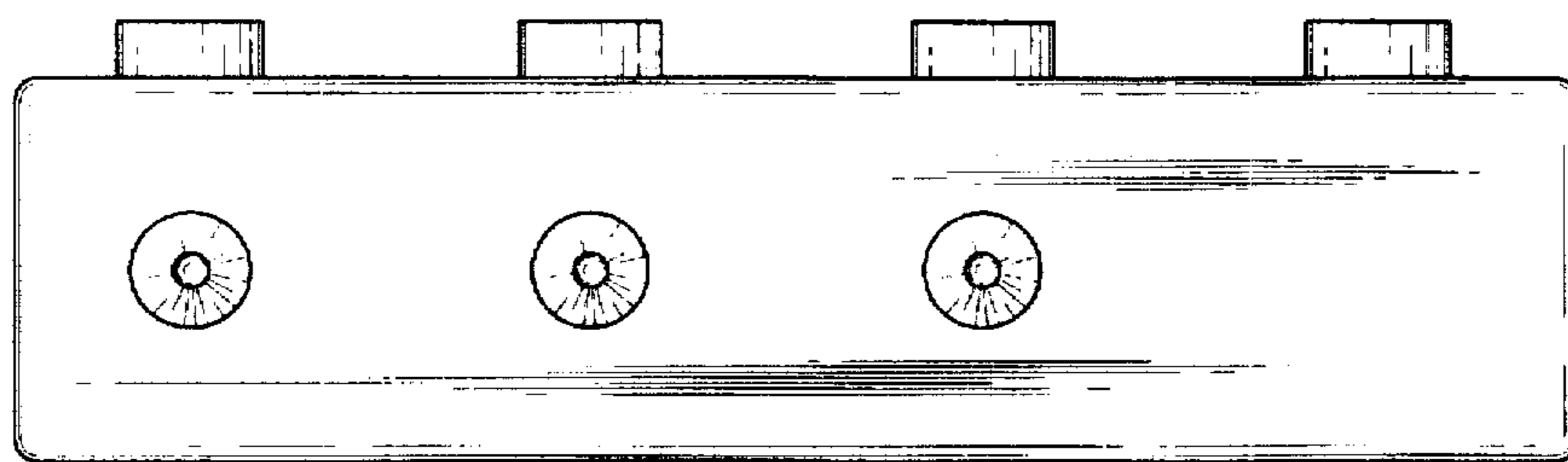


Fig. 5

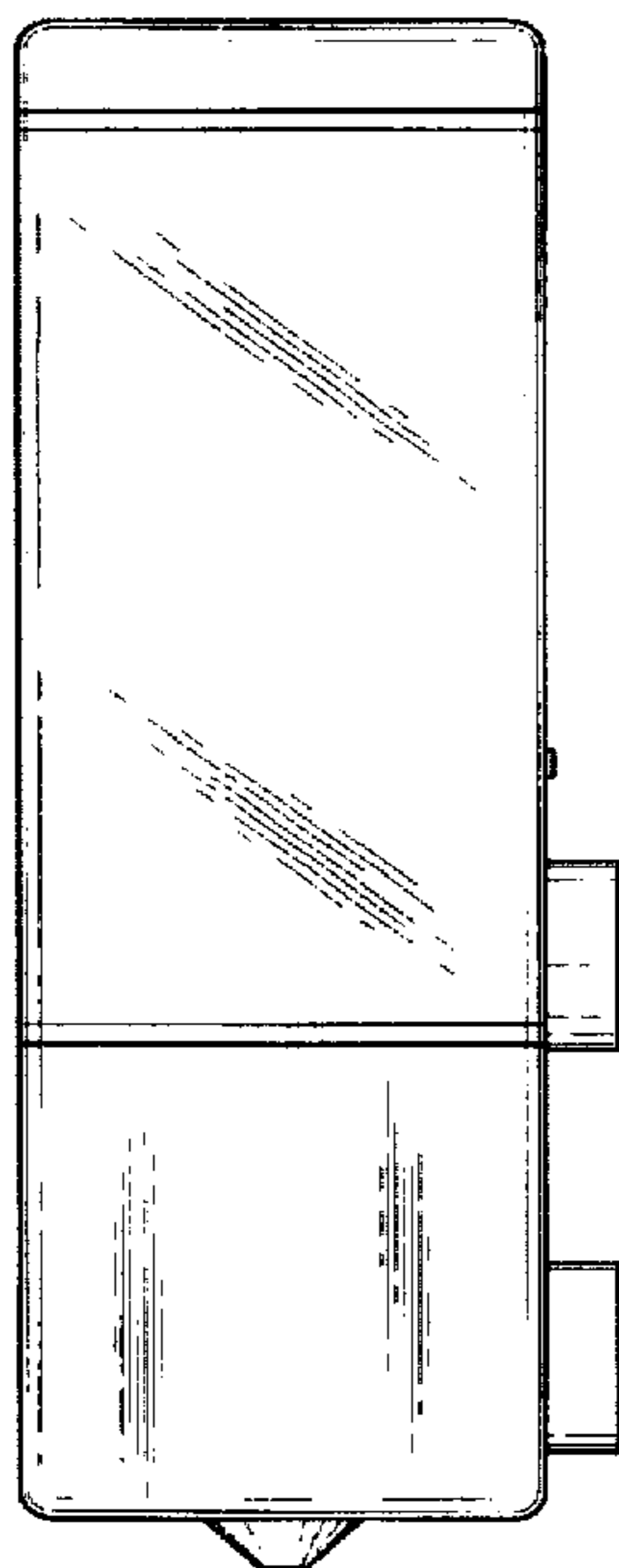


Fig. 6

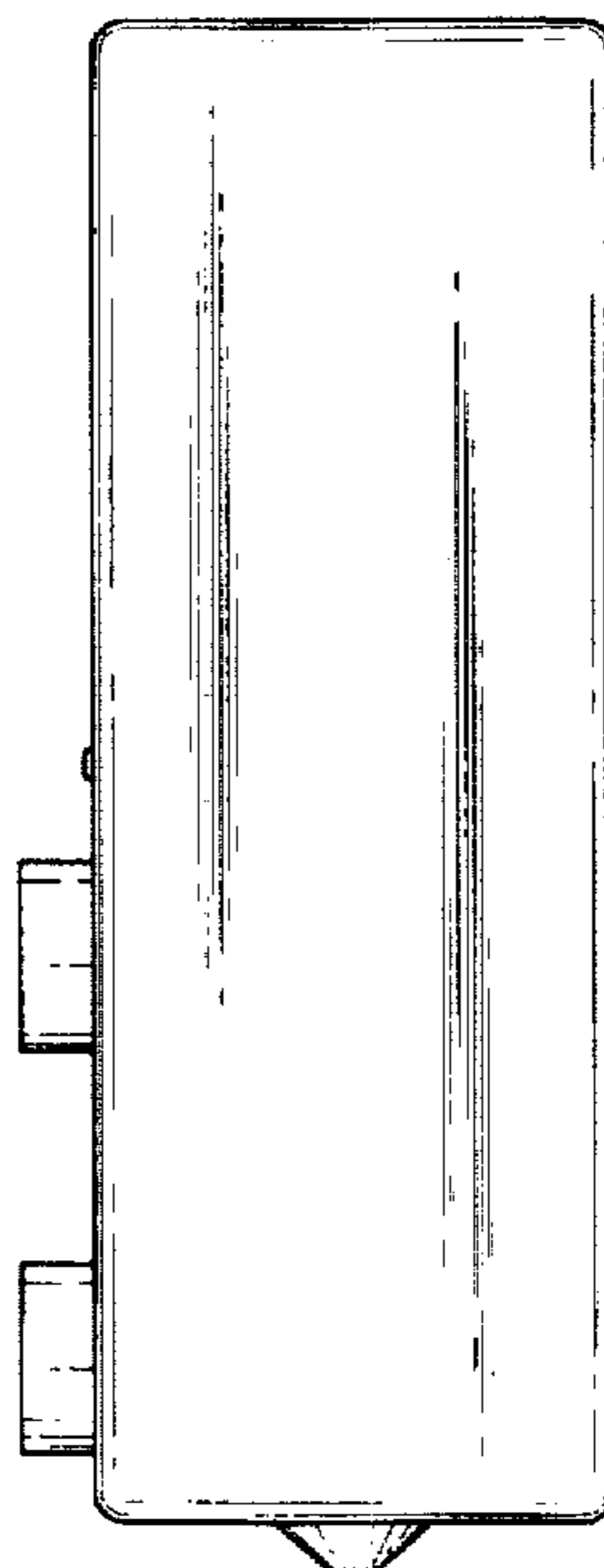


Fig. 7